DN○○

Rhombic 55° Negative

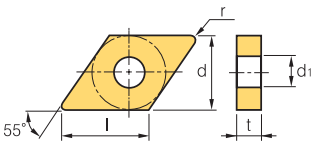

Dimensions (mm)			
Size	d	t	d_1
11	9.525	3.18~4.76	3.81
15	12.7	4.76~6.35	5.16

Workpiece			CN1500	CN2000	CN2500	CC1500	CC2500	NC3215	NC3120	NC3225	NC3030	NC5330	NC6310	NC6315	NC9115	NC9125	NC9135	PC5300	PC5400	PC8105	PC8110	PC8115	PC9030	H01	H05
Steel	P		●	⊛	✱	●	⊛	●	⊛	⊛	✱	✱	●	●	⊛		✱								
Stainless steel	M										⊛	⊛			●	⊛	✱	⊛	✱		●	⊛	⊛		
Cast iron	K		●	⊛	✱	●	⊛	⊛				⊛	⊛	⊛										●	⊛
Non-ferrous metal	N																							●	⊛
Heat resistant alloy, Titanium alloy	S											●				●	●	⊛	✱	●	●	⊛		●	⊛
Hardened steel	H																				⊛	✱		●	⊛

Machining types
- ● Continuous cutting
- ⊛ General cutting
- ✱ Interrupted cutting

Inserts		Designation		Cermet			Coated		Coated															Uncoated		Cutting Condition	
				CN1500	CN2000	CN2500	CC1500	CC2500	NC3215	NC3120	NC3225	NC3030	NC5330	NC6310	NC6315	NC9115	NC9125	NC9135	PC5300	PC5400	PC8105	PC8110	PC8115	PC9030	H01	H05	fn (mm/rev)	ap (mm)
Finishing	VP1	DNGG	150404-VP1																								0.05~0.15	0.10~1.50
			150408-VP1																								0.07~0.20	0.10~1.50
			150604-VP1																								0.05~0.15	0.10~1.50
			150608-VP1																								0.07~0.20	0.10~1.50
Medium cutting	VP3	DNGG	150404-VP3																		●	●	●		●		0.05~0.30	0.10~3.00
			150408-VP3																		●	●	●		●		0.10~0.45	0.50~5.00
			150412-VP3																		●	●	●		●		0.12~0.50	0.50~5.00
			150604-VP3																		●	●	●		●		0.05~0.30	0.10~3.00
			150608-VP3																		●	●	●		●		0.10~0.45	0.50~5.00
			150612-VP3																		●	●	●		●		0.12~0.50	0.50~5.00
Roughing		DNMA	110408																								0.17~0.45	0.80~3.00
			150404																								0.17~0.55	0.40~4.00
			150408																								0.25~0.55	0.80~4.00
			150412												●												0.25~0.65	0.50~4.00
			150604																								0.17~0.55	0.40~4.00
			150608												●												0.25~0.55	0.80~4.00
			150612												●												0.25~0.65	1.20~4.00
			190608																								0.30~0.80	2.50~13.00
Finishing	VB 	DNMG	110404-VB																								0.05~0.25	0.30~2.00
			150404-VB	●		●	●	●	●		●																0.10~0.35	0.30~2.00
			150408-VB	●		●	●	●	●		●		●									●					0.15~0.45	0.50~2.00
			150412-VB						●		●		●														0.15~0.45	0.50~2.00
			150604-VB	●		●	●	●	●		●		●														0.10~0.35	0.30~2.00
			150608-VB	●		●	●	●	●		●		●						●								0.15~0.45	0.50~2.00
			150612-VB						●		●		●														0.20~0.50	0.50~2.50

Cutting edge geometry A52~A61 Recommended chip breaker B04~B11 Code system B26~B27

● : Stock item

Available tool holders			
Designation	Page	Designation	Page
MCKNR/L	B171	MCRNR/L	B172
MCLNR/L	B171	PCBNR/L	B159
MCMNN	B171	PCLNR/L	B160

DN○○

Rhombic 55° Negative

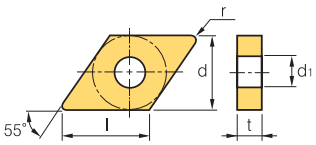

Dimensions (mm)			
Size	d	t	d_1
11	9.525	3.18~4.76	3.81
15	12.7	4.76~6.35	5.16

Workpiece			CN1500	CN2000	CN2500	CC1500	CC2500	NC3215	NC3120	NC3225	NC3030	NC5330	NC6310	NC6315	NC9115	NC9125	NC9135	PC5300	PC5400	PC8105	PC8110	PC8115	PC9030	H01	H05
Steel	P		●	⊛	✱	●	⊛	●	⊛	⊛	✱	✱	●	●	⊛		✱								
Stainless steel	M										⊛	⊛			●	⊛	✱	⊛	✱		●	⊛	⊛		
Cast iron	K		●	⊛	✱	●	⊛	⊛				⊛	⊛	⊛										●	⊛
Non-ferrous metal	N																							●	⊛
Heat resistant alloy, Titanium alloy	S											●				●	●	⊛	✱	●	●	⊛		●	⊛
Hardened steel	H																				⊛	✱		●	⊛

Machining types
- ● Continuous cutting
- ⊛ General cutting
- ✱ Interrupted cutting

Inserts		Designation	Cermet CN1500	CN2000	CN2500	Coated CC1500	CC2500	Coated NC3215	NC3120	NC3225	NC3030	NC5330	NC6310	NC6315	NC9115	NC9125	NC9135	PC5300	PC5400	PC8105	PC8110	PC8115	PC9030	Uncoated H01	H05	Cutting Condition fn (mm/rev)	ap (mm)
Finishing	VF	DNMG 110402-VF																								0.05~0.20	0.20~1.00
		110404-VF										●														0.07~0.30	0.50~1.50
		110408-VF																								0.10~0.40	0.50~1.50
		150404-VF																								0.07~0.30	0.50~1.50
		150408-VF																								0.10~0.40	0.50~1.50
		150412-VF																								0.15~0.50	0.60~1.50
		150604-VF							●			●														0.13~0.30	0.50~1.50
		150608-VF							●			●														0.10~0.40	0.50~1.50
		150612-VF																								0.15~0.50	0.60~1.50
Finishing	VL [Mild steel]	DNMG 110408-VL																								0.05~0.20	0.10~1.00
		150404-VL								●		●														0.05~0.25	0.10~1.50
		150408-VL						●		●		●														0.05~0.30	0.20~1.50
		150412-VL																								0.10~0.30	0.25~1.50
		150604-VL	●																							0.05~0.25	0.10~1.50
		150608-VL	●					●		●		●														0.05~0.30	0.20~1.50
		150612-VL																								0.10~0.30	0.25~1.50
Finishing	VP1	DNMG 150404-VP1																		●	●	●		●		0.05~0.15	0.10~1.50
		150408-VP1																		●	●	●		●		0.07~0.20	0.10~1.50
		150604-VP1																		●	●	●		●		0.05~0.15	0.10~1.50
		150608-VP1																		●	●	●		●		0.07~0.20	0.10~1.50
Finishing	VW [wiper]	DNMG 150404-VW																								0.10~0.35	0.30~3.00
		150408-VW																								0.10~0.40	0.30~3.00
		150604-VW																								0.10~0.35	0.30~3.00
		150608-VW																								0.10~0.40	0.30~3.00
Medium to finishing	HA	DNMG 150404-HA																					●	●		0.05~0.30	0.80~3.50
		150408-HA																					●	●		0.10~0.40	0.80~3.50
		150604-HA																			●		●	●		0.05~0.30	0.80~3.50
		150608-HA																					●	●		0.10~0.40	0.80~3.50

Cutting edge geometry A52~A61 Recommended chip breaker B04~B11 Code system B26~B27

● : Stock item

Available tool holders			
Designation	Page	Designation	Page
MCKNR/L	B171	MCRNR/L	B172
MCLNR/L	B171	PCBNR/L	B159
MCMNN	B171	PCLNR/L	B160

DN○○

Rhombic 55° Negative

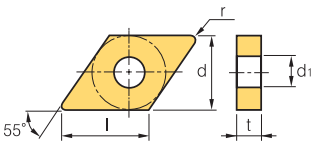

Dimensions (mm)			
Size	d	t	d_1
11	9.525	4.76	3.81
15	12.7	4.76~6.35	5.16

Workpiece			CN1500	CN2000	CN2500	CC1500	CC2500	NC3215	NC3120	NC3225	NC3030	NC5330	NC6310	NC6315	NC9115	NC9125	NC9135	PC5300	PC5400	PC8105	PC8110	PC8115	PC9030	H01	H05
Steel	P		●	⊛	✱	●	⊛	●	⊛	⊛	✱	✱	●	●	⊛		✱								
Stainless steel	M										⊛	⊛			●	⊛	✱	⊛	✱		●	⊛	⊛		
Cast iron	K		●	⊛	✱	●	⊛	⊛				⊛	⊛	⊛										●	⊛
Non-ferrous metal	N																							●	⊛
Heat resistant alloy, Titanium alloy	S											●				●	●	⊛	✱	●	●	⊛		●	⊛
Hardened steel	H																				⊛	✱		●	⊛

Machining types
- ● Continuous cutting
- ⊛ General cutting
- ✱ Interrupted cutting

Inserts		Designation		Cermet			Coated		Coated															Uncoated		Cutting Condition	
				CN1500	CN2000	CN2500	CC1500	CC2500	NC3215	NC3120	NC3225	NC3030	NC5330	NC6310	NC6315	NC9115	NC9125	NC9135	PC5300	PC5400	PC8105	PC8110	PC8115	PC9030	H01	H05	fn (mm/rev)	ap (mm)
Medium to finishing	LP new	DNMG	110402-LP																								0.06~0.30	0.25~1.20
			110404-LP						●		●																0.07~0.30	0.30~1.50
			110408-LP																								0.10~0.40	0.30~1.50
			110504-LP																								0.07~0.30	0.30~1.50
			110508-LP																								0.10~0.40	0.30~1.50
			150404-LP						●		●		●														0.10~0.35	0.30~2.00
			150408-LP						●		●		●														0.10~0.40	0.50~2.50
			150412-LP						●		●		●														0.13~0.45	0.80~3.00
			150604-LP						●		●		●														0.10~0.35	0.30~2.00
			150608-LP						●		●		●														0.10~0.40	0.50~2.50
			150612-LP						●		●		●														0.13~0.45	0.80~3.00
Medium to finishing	VC	DNMG	150404-VC						●		●																0.10~0.35	0.30~2.00
			150408-VC						●		●		●														0.15~0.40	0.50~3.00
			150412-VC						●		●																0.15~0.45	0.50~3.00
			150604-VC						●		●																0.10~0.35	0.30~2.00
			150608-VC						●		●		●														0.15~0.40	0.50~3.00
			150612-VC						●		●																0.15~0.45	0.50~3.00
Medium to finishing	VP2	DNMG	150404-VP2																●	●	●	●	●		●		0.05~0.30	0.10~3.00
			150408-VP2																●	●	●	●	●		●		0.10~0.40	0.50~4.50
			150604-VP2																●	●	●	●	●		●		0.05~0.30	0.10~3.00
			150608-VP2								●								●	●	●	●	●		●		0.10~0.40	0.50~4.50
Medium to finishing	VQ  [Cermet]	DNMG	110404-VQ	●		●																					0.05~0.30	0.50~3.50
			110408-VQ																								0.08~0.40	0.80~4.00
			110412-VQ																								0.10~0.40	1.00~4.00
			150404-VQ	●	●	●	●	●																			0.05~0.30	0.80~3.50
			150408-VQ	●		●	●	●																			0.08~0.40	0.80~4.00
			150412-VQ																								0.10~0.40	0.50~4.20
			150604-VQ	●	●	●	●	●																			0.05~0.30	0.80~4.00
			150608-VQ	●	●	●	●	●																			0.08~0.40	0.80~4.00
			150612-VQ																								0.10~0.40	0.50~4.20

Cutting edge geometry A52~A61 Recommended chip breaker B04~B11 Code system B26~B27

● : Stock item

Available tool holders			
Designation	Page	Designation	Page
MCKNR/L	B171	MCRNR/L	B172
MCLNR/L	B171	PCBNR/L	B159
MCMNN	B171	PCLNR/L	B160

DN○○

Rhombic 55° Negative

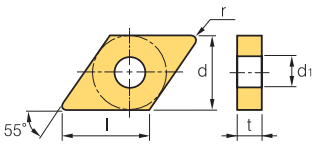

Dimensions (mm)			
Size	d	t	d1
11	9.525	3.18~4.76	3.81
15	12.7	4.76~6.35	5.16

Workpiece																								
Steel	P	●	⊛	✱	●	⊛	●	⊛	⊛	✱	✱	●	●	⊛		✱								
Stainless steel	M									⊛	⊛			●	⊛	✱	⊛	✱		●	⊛	⊛		
Cast iron	K	●	⊛	✱	●	⊛	⊛				⊛	⊛	⊛										●	⊛
Non-ferrous metal	N																						●	⊛
Heat resistant alloy, Titanium alloy	S										●				●	●	⊛	✱	●	●	⊛		●	⊛
Hardened steel	H																			⊛	✱		●	⊛

Machining types
- ● Continuous cutting
- ⊛ General cutting
- ✱ Interrupted cutting

Inserts		Designation		Cermet			Coated		Coated														Uncoated		Cutting Condition	
				CN1500	CN2000	CN2500	CC1500	CC2500	NC3215	NC3120	NC3225	NC3030	NC5330	NC6310	NC6315	NC9115	NC9125	NC9135	PC5300	PC5400	PC8105	PC8110	PC8115	PC9030	H01	H05	fn (mm/rev)	ap (mm)
Medium cutting	HM 	DNMG	110404-HM									●												●			0.05~0.50	0.80~4.00
			110408-HM																					●			0.10~0.50	1.00~4.00
			150404-HM								●																0.05~0.30	0.90~5.00
			150408-HM							●																	0.10~0.50	1.00~5.00
			150604-HM									●			●									●			0.05~0.30	0.90~5.00
			150608-HM							●	●	●												●			0.10~0.50	1.00~5.00
			150612-HM									●															0.18~0.50	1.00~5.00
Medium cutting	MK new	DNMG	150404-MK												●												0.05~0.30	0.90~5.00
			150408-MK												●												0.10~0.50	1.00~5.00
			150412-MK																								0.13~0.60	1.30~5.00
			150604-MK											●	●												0.05~0.30	0.90~5.00
			150608-MK											●	●												0.10~0.50	1.00~5.00
			150612-MK												●												0.13~0.60	1.30~5.00
Medium cutting	MM new	DNMG	110404-MM																					●			0.08~0.35	0.50~5.00
			110408-MM														●	●						●			0.10~0.40	0.50~5.00
			110412-MM																								0.12~0.45	0.50~5.00
			110504-MM																								0.08~0.35	0.50~5.00
			110508-MM																								0.10~0.40	0.50~5.00
			110512-MM																								0.12~0.45	0.50~5.00
			150404-MM														●	●	●				●	●			0.10~0.40	0.50~6.40
			150408-MM													●	●	●	●			●	●	●			0.12~0.45	0.50~6.40
			150412-MM													●	●	●	●				●				0.15~0.60	0.50~6.40
			150416-MM																								0.15~0.60	0.50~6.00
			150604-MM														●	●	●				●	●			0.10~0.40	0.50~6.40
			150608-MM													●	●	●	●			●	●	●			0.12~0.45	0.50~6.40
			150612-MM													●	●	●	●				●	●			0.15~0.60	0.50~6.40
			150616-MM																								0.18~0.65	0.50~8.00
Medium cutting	MP new	DNMG	110404-MP						●		●		●				●	●									0.10~0.40	0.40~3.80
			110408-MP						●		●		●				●	●									0.15~0.40	0.50~4.00
			110412-MP																								0.15~0.50	0.80~4.20
			110504-MP																								0.10~0.40	0.40~3.80
			110508-MP																								0.15~0.40	0.50~4.00
			110512-MP																								0.15~0.50	0.80~4.20
			150404-MP						●		●		●			●	●	●				●					0.10~0.40	0.40~4.00
			150408-MP						●		●		●			●	●	●			●	●					0.15~0.45	0.50~4.50
			150412-MP						●		●		●			●	●	●			●	●					0.15~0.50	0.80~5.00
			150416-MP																								0.15~0.50	0.85~5.00
			150604-MP						●		●		●	●		●	●	●			●	●					0.10~0.40	0.40~4.00
			150608-MP						●		●		●	●		●	●	●			●	●					0.15~0.45	0.50~4.50
			150612-MP						●		●		●			●	●	●			●	●					0.15~0.50	0.80~5.00
			150616-MP																								0.15~0.55	0.85~5.00

Cutting edge geometry A52~A61 Recommended chip breaker B04~B11 Code system B26~B27

● : Stock item

Available tool holders			
Designation	Page	Designation	Page
MCKNR/L	B171	MCRNR/L	B172
MCLNR/L	B171	PCBNR/L	B159
MCMNN	B171	PCLNR/L	B160

DN○○

Rhombic 55° Negative

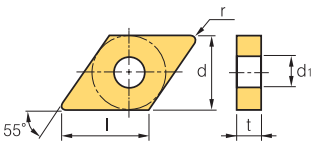

Dimensions (mm)			
Size	d	t	d_1
11	9.525	4.76	3.81
15	12.7	4.76~6.35	5.16

Workpiece			CN1500	CN2000	CN2500	CC1500	CC2500	NC3215	NC3120	NC3225	NC3030	NC5330	NC6310	NC6315	NC9115	NC9125	NC9135	PC5300	PC5400	PC8105	PC8110	PC8115	PC9030	H01	H05
Steel	P		●	⬌	✱	●	⬌	●	⬌	⬌	✱	✱	●	●	⬌		✱								
Stainless steel	M										⬌	⬌			●	⬌	✱	⬌	✱		●	⬌	⬌		
Cast iron	K		●	⬌	✱	●	⬌	⬌				⬌	⬌	⬌										●	⬌
Non-ferrous metal	N																							●	⬌
Heat resistant alloy, Titanium alloy	S											●				●	●	⬌	✱	●	●	⬌		●	⬌
Hardened steel	H																				⬌	✱		●	⬌

Machining types
● Continuous cutting
⬌ General cutting
✱ Interrupted cutting

Inserts		Designation		Cutting Condition fn (mm/rev)	ap (mm)
Medium cutting	VM	DNMG	110404-VM	0.05~0.30	0.90~4.00
			110408-VM	0.10~0.50	1.00~4.00
			110412-VM	0.13~0.50	1.30~4.00
			150404-VM	0.05~0.30	0.90~5.00
			150408-VM	0.10~0.50	1.00~5.00
			150412-VM	0.13~0.60	1.30~5.00
			150604-VM	0.05~0.30	0.90~5.00
			150608-VM	0.10~0.50	1.00~5.00
			150612-VM	0.13~0.60	1.30~5.00
Medium cutting	VP3	DNMG	150404-VP3	0.05~0.30	0.10~3.00
			150408-VP3	0.10~0.45	0.50~5.00
			150412-VP3	0.12~0.50	0.50~5.00
			150604-VP3	0.05~0.30	0.10~3.00
			150608-VP3	0.10~0.45	0.50~5.00
			150612-VP3	0.12~0.50	0.50~5.00
Medium cutting	LW [wiper]	DNMG	150408-LW	0.15~0.50	0.70~4.50
			150412-LW	0.20~0.60	1.00~5.00
			150608-LW	0.15~0.50	0.70~4.50
			150612-LW	0.20~0.60	1.00~5.00

Cutting edge geometry A52~A61 Recommended chip breaker B04~B11 Code system B26~B27

● : Stock item

Available tool holders			
Designation	Page	Designation	Page
MCKNR/L	B171	MCRNR/L	B172
MCLNR/L	B171	PCBNR/L	B159
MCMNN	B171	PCLNR/L	B160

DN○○

Rhombic 55° Negative

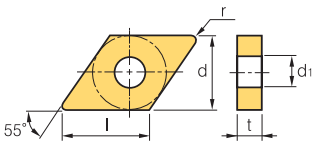

Dimensions (mm)			
Size	d	t	d1
15	12.7	4.76~6.35	5.16
19	15.875	6.35	7.93

Workpiece			CN1500	CN2000	CN2500	CC1500	CC2500	NC3215	NC3120	NC3225	NC3030	NC5330	NC6310	NC6315	NC9115	NC9125	NC9135	PC5300	PC5400	PC8105	PC8110	PC8115	PC9030	H01	H05
Steel	P		●	⬌	✖	●	⬌	●	⬌	⬌	✖	✖	●	●	⬌		✖								
Stainless steel	M										⬌	⬌			●	⬌	✖	⬌	✖		●	⬌	⬌		
Cast iron	K		●	⬌	✖	●	⬌	⬌				⬌	⬌	⬌										●	⬌
Non-ferrous metal	N																							●	⬌
Heat resistant alloy, Titanium alloy	S											●				●	●	⬌	✖	●	●	⬌		●	⬌
Hardened steel	H																				⬌	✖		●	⬌

Machining types
- ● Continuous cutting
- ⬌ General cutting
- ✖ Interrupted cutting

	Inserts	Designation		Cermet			Coated		Coated															Uncoated		Cutting Condition	
				CN1500	CN2000	CN2500	CC1500	CC2500	NC3215	NC3120	NC3225	NC3030	NC5330	NC6310	NC6315	NC9115	NC9125	NC9135	PC5300	PC5400	PC8105	PC8110	PC8115	PC9030	H01	H05	fn (mm/rev)	ap (mm)
General	B25 	DNMG	150402-B25																								0.15~0.40	0.50~3.50
			150404-B25			●			●		●		●														0.17~0.45	1.00~4.00
			150408-B25			●			●		●		●														0.17~0.55	1.50~4.00
			150412-B25						●		●		●														0.25~0.55	1.50~4.00
			150425-B25																								0.35~0.65	2.50~5.50
			150602-B25																								0.15~0.40	0.50~3.50
			150604-B25	●					●		●	●	●														0.17~0.55	1.50~4.00
			150608-B25	●					●		●	●	●											●			0.17~0.55	1.50~4.00
			150612-B25						●		●		●														0.25~0.55	1.50~4.00
			150625-B25																								0.35~0.65	2.50~5.50
Roughing	GR	DNMG	150408-GR						●			●															0.20~0.50	1.00~7.00
			150412-GR																								0.25~0.90	1.30~7.00
			150416-GR																								0.30~0.75	1.80~7.00
			150608-GR								●	●	●														0.20~0.50	1.00~7.00
			150612-GR								●	●															0.25~0.70	1.30~7.00
			150616-GR										●														0.20~0.75	1.80~7.00
Roughing	RK new	DNMG	150408-RK																								0.15~0.50	1.50~5.00
			150412-RK												●												0.20~0.60	1.80~5.00
			150608-RK											●	●												0.15~0.50	1.50~5.00
			150612-RK												●												0.20~0.60	1.80~5.00

Cutting edge geometry A52~A61 Recommended chip breaker B04~B11 Code system B26~B27

● : Stock item

Available tool holders			
Designation	Page	Designation	Page
MCKNR/L	B171	MCRNR/L	B172
MCLNR/L	B171	PCBNR/L	B159
MCMNN	B171	PCLNR/L	B160

DN○○

Rhombic 55° Negative

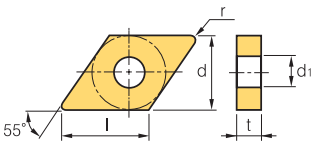

Dimensions (mm)			
Size	d	t	d_1
15	12.7	4.76~6.35	5.16

Workpiece			CN1500	CN2000	CN2500	CC1500	CC2500	NC3215	NC3120	NC3225	NC3030	NC5330	NC6310	NC6315	NC9115	NC9125	NC9135	PC5300	PC5400	PC8105	PC8110	PC8115	PC9030	H01	H05
Steel	P		●	⬌	✱	●	⬌	●	⬌	⬌	✱	✱	●	●	⬌		✱								
Stainless steel	M										⬌	⬌			●	⬌	✱	⬌	✱		●	⬌	⬌		
Cast iron	K		●	⬌	✱	●	⬌	⬌				⬌	⬌	⬌										●	⬌
Non-ferrous metal	N																							●	⬌
Heat resistant alloy, Titanium alloy	S											●				●	●	⬌	✱	●	●	⬌		●	⬌
Hardened steel	H																				⬌	✱		●	⬌

Machining types
- ● Continuous cutting
- ⬌ General cutting
- ✱ Interrupted cutting

Inserts		Designation		Cermet			Coated		Coated															Uncoated		Cutting Condition	
				CN1500	CN2000	CN2500	CC1500	CC2500	NC3215	NC3120	NC3225	NC3030	NC5330	NC6310	NC6315	NC9115	NC9125	NC9135	PC5300	PC5400	PC8105	PC8110	PC8115	PC9030	H01	H05	fn (mm/rev)	ap (mm)
Roughing	RM new	DNMG	150404-RM														●	●	●				●				0.10~0.50	2.00~6.00
			150408-RM													●	●	●	●				●				0.15~0.55	2.00~6.00
			150412-RM													●	●	●	●				●				0.20~0.60	2.00~6.00
			150416-RM																								0.25~0.70	2.00~6.00
			150604-RM														●	●	●				●	●			0.10~0.50	2.00~6.00
			150608-RM													●	●	●				●		●			0.15~0.55	2.00~6.00
			150612-RM													●	●	●									0.20~0.60	2.00~6.00
			150616-RM																								0.25~0.70	2.00~6.00
Roughing	VP4 new	DNMG	150408-VP4																								0.15~0.35	1.00~4.00
			150412-VP4																								0.20~0.40	1.00~4.00
			150608-VP4																				●				0.15~0.35	1.00~4.00
			150612-VP4																				●				0.20~0.40	1.00~4.00
Roughing	VR	DNMG	150408-VR																								0.25~0.55	1.20~7.00
			150412-VR																								0.30~0.60	1.50~7.00
			150608-VR																								0.25~0.55	1.20~7.00
			150612-VR																								0.30~0.60	1.50~7.00
Finishing	SR new  [Shaft]	DNMX	150404R-SR																								0.10~0.40	0.70~4.50
			150408R-SR																								0.12~0.45	1.00~4.50
			150604R-SR																								0.10~0.40	0.70~4.50
			150608R-SR																								0.12~0.45	1.00~4.50
			150404L-SR																								0.10~0.40	0.70~4.50
			150408L-SR																								0.12~0.45	1.00~4.50
			150604L-SR																								0.10~0.40	0.70~4.50
			150608L-SR																								0.12~0.45	1.00~4.50
Medium cutting	SH [Shaft]	DNMX	150404R-SH																								0.15~0.30	1.00~4.00
			150408R-SH																								0.15~0.50	1.50~5.00
			150604R-SH						●		●																0.15~0.30	1.00~4.00
			150608R-SH						●		●																0.15~0.50	1.50~5.00
			150404L-SH																								0.15~0.30	1.00~4.00
			150408L-SH																								0.15~0.50	1.50~5.00
			150604L-SH						●		●																0.15~0.30	1.00~4.00
			150608L-SH						●		●																0.15~0.50	1.50~5.00

Cutting edge geometry A52~A61 Recommended chip breaker B04~B11 Code system B26~B27

● : Stock item

Available tool holders			
Designation	Page	Designation	Page
MCKNR/L	B171	MCRNR/L	B172
MCLNR/L	B171	PCBNR/L	B159
MCMNN	B171	PCLNR/L	B160