

IG CARBIDE THREAD MILLS

ITALIAN THREADING TECHNOLOGY



Con le frese per filettare FIL di IGUTENSILI le lavorazioni di filettatura vengono eseguite rapidamente e in modo produttivo senza rinunciare alla qualità della lavorazione. Questi utensili sono impiegabili su di una vastissima gamma di macchinari a controllo numerico come CENTRI di LAVORO, CENTRI di TORNITURA, TRANSFER ed anche su LINEE DI PRODUZIONE AVANZATA ove è possibile abbattere sia i tempi di lavorazione che di attrezzaggio, gli utensili FIL possono essere utilizzati su macchinari con almeno 3 assi in movimento. L'utensile FIL-Frese per filettare è una conseguenza di questo impegno nel realizzare filettature in modo VELOCE e con la massima EFFICACIA.

Con la sintesi di più strumenti e, di conseguenza, di più lavorazioni accorpate con unico utensile, si offrono ampi margini di risparmio, tempi macchina ridotti, gestione utensileria semplificata. Nel FIL sono presenti diverse tipologie di utensile dalla fresa per la sola filettatura fino ad utensile che FORA-SMUSSA-FILETTA in unica soluzione, anche su materiali con durezza pari a 65 HRC, la gamma di utensili FIL è dotata di REFRIGERAZIONE forzata INTERNA sia alla TESTA che RADIALE, garantendo in questo modo un'ottima lubrificazione nel punto di taglio ed una eccellente evacuazione del truciolo. Esse assicurano rugosità ridotte, massima precisione dimensionale, riducendo al minimo la produzione di bave eliminando così successive operazioni di pulizia / sbavatura.

Gli utensili FIL-Frese per Filettare, sono rivestiti TNF o LTM in funzione del materiale da lavorare, raggiungono alti valori di taglio e lunga durata, garantendo sempre la massima stabilità del ciclo produttivo, inoltre i FIL, nonostante la complessa tecnologia costruttiva, permettono le operazioni di affilatura e rivestimento, donando all'utensile stesso nuova vita con rendimenti eccellenti. Da non sottovalutare la possibilità di produrre Frese per Filettare FIL speciali a disegno, IGUTENSILI è in grado di sviluppare un'infinita gamma di filettature per le più svariate applicazioni, di seguito alcuni esempi, MJ DIN ISO 5855, NPSFR ANSI B1.20.3, W keg DIN 477, W zyl DIN 477, EG M DIN 8140-2, LK-M, Tr DIN 103, Tr-F DIN 103, Rd DIN 405...

With the FIL threading mills by IGUTENSILI the threading operations are performed quickly and productively without sacrificing the quality of the processing.

These tools can be used on a very wide range of CNC machines such as WORK CENTRES, TURNING CENTRES, TRANSFER and also on ADVANCED PRODUCTION LINES where it is possible to reduce both processing and tooling time; the FIL tools can be used on machines with at least 3 moving axes. The FIL-Threading mill is a consequence of this commitment in making threads in a FAST way and with the maximum EFFECTIVENESS.

The union of the two tools and, consequently, two machining processes merged into a single tool, offer significant savings, reduced machine times and simplified tool management. The FIL range includes different types of tools from the mill for threading only up to the tool that DRILL-TAPER-THREAD in a single solution, even on materials with hardness equal to 65 HRC, the FIL range of tools is equipped with INTERNAL HEAD and RADIAL forced COOLANT, guaranteeing in this way an excellent lubrication at the cutting point and an excellent chip evacuation. These tools ensure reduced roughness, maximum dimensional accuracy, reducing burr production to a minimum, thus eliminating subsequent cleaning/deburring operations.

The FIL-Threading tools are TNF or LTM coated according to the material to be processed, reaching high cutting values and long life, always guaranteeing the maximum stability of the production cycle; also, FIL, despite the complex manufacturing technology, allow sharpening and coating operations, giving the tool a new lease of life with excellent yields.

Not to underestimate the possibility of producing special FIL Threading Mills with special designs, IGUTENSILI is able to develop an infinite range of threads for the most varied applications, below some examples, MJ DIN ISO 5855, NPSFR ANSI B1.20.3, W keg DIN 477, W zyl DIN 477, EG M DIN 8140-2, LK-M, Tr DIN 103, Tr-F DIN 103, Rd DIN 405...


The cutting speeds (vc in m/min) listed in the respective columns are standard values which have to be adjusted to individual work conditions (material, lubrication, machine etc.). International comparison of materials, see page Z • 21

Vc = Velocità di taglio (m/min)
Fz = Avanzamento per dente (mm)

Vc = Cuttind speed (m/min)
Fz = Feed for tooth (mm)

M
MF
UNC
UNF
G, RP, W
BSW,BSF
NPT
NPTF
BSPT
MJ
UNJ
M-EXT, MJ-EXT
PG
EGM

Materiale	Material	Material examples	Mat. numbers
P Acciai			
1.1	Acciai estrusi a freddo	Cold-extrusion steel	Cq15
	Acciai da costruzione	Costruction steels	S235JR (St37-2)
	Acciai alta velocità	Free-cutting steel, etc.	10SPb20
2.1	Acciai da cementazione	Cementation steel	E360 (St70-2)
	Fusione d'acciaio, ecc.	Steel casting, etc.	16MnCr5
3.1	Acciai da cementazione	Cementation steel	GS-25CrMo4
	Acciai da bonifica	Heat-treatable steels	20MoCr3
	Acciai per lavorazioni a freddo, ecc.	Cold work steels, etc.	42CrMo4
	Acciai da bonifica	Heat-treatable steels	102Cr6
4.1	Acciai per lavorazioni a freddo	Cold work steels	50CrMo4
	Acciai da nitrurazione, ecc.	Nitriding steels, etc.	X45NiCrMo4
	Acciai fortemente legati	High-alloyed steels	31CrMo12
5.1	Acciai per lavorazioni a freddo	Cold work steels	X38CrMoV5-3
	Acciai per lavorazioni a caldo, ecc.	Hot work steels, etc.	X100CrMoV8-1-1
			X40CrMoV5-1
M Acciai inossidabili			
1.1	Ferritici, martensitici	Ferritic, martensitic	X2CrTi12
2.1	Austenitici	Austenitic	X6CrNiMoTi17-12-2
3.1	Austenitici-ferritici (Duplex)	Austenitic-ferritic (Duplex)	X2CrNiMoN22-5-3
4.1	Austenitici-ferritici resistenti al calore (Super Duplex)	Austenitic-ferritic heat-resistant (Super Duplex)	X2CrNiMoN25-7-4
K Ghise			
1.1	Ghise con grafite lamellare (GJL)	Cast iron with lamellar graphite (GJL)	EN-GJL-200 (GG20)
1.2	Ghise con grafite nodulare (GJS)	Cast iron with nodular graphite (GJS)	EN-GJL-300 (GG30)
2.1	Ghise con grafite nodulare (GJS)	Cast iron with nodular graphite (GJS)	EN-GJS-400-15 (GGG40)
2.2	Ghise con grafite nodulare (GJS)	Cast iron with nodular graphite (GJS)	EN-GJS-700-2 (GGG70)
3.1	Ghise con grafite vermicolare (GJV)	Cast iron with vermicular graphite (GJV)	GJV 300
3.2	Ghise con grafite vermicolare (GJV)	Cast iron with vermicular graphite (GJV)	GJV 450
4.1	Ghise malleabili (GTMW, GTMB)	Malleable cast iron (GTMW, GTMB)	EN-GJMW-350-4 (GTW-35)
4.2	Ghise malleabili (GTMW, GTMB)	Malleable cast iron (GTMW, GTMB)	EN-GJMB-450-6 (GTS-45)
N Materiali non ferrosi			
Leghe di alluminio			
1.1	Leghe di alluminio malleabili	Aluminium wrought alloys	EN AW-AlMn1
1.2	Leghe di alluminio malleabili	Aluminium wrought alloys	EN AW-AlMgSi
1.3	Leghe di alluminio malleabili	Aluminium wrought alloys	EN AW-AlZn5Mg3Cu
1.4	Leghe di alluminio malleabili	Aluminium wrought alloys	EN AC-AlMg5
1.5	Leghe fuse di alluminio	Aluminium cast alloys	EN AC-AISi9Cu3
1.6	Leghe fuse di alluminio	Aluminium cast alloys	GD-AISI17Cu4FeMg
Leghe di rame			
2.1	Rame puro, Rame poco legato	Pure copper, low-alloyed copper	E-Cu 57
2.2	Leghe rame-zinco (ottone, truciolo lungo)	Copper-zinc alloys (brass, long-chipping)	CuZn37 (Ms63)
2.3	Leghe rame-zinco (ottone, truciolo corto)	Copper-zinc alloys (brass, short-chipping)	CuZn36Pb3 (Ms58)
2.4	Leghe rame-alluminio (alubronzo, truciolo lungo)	Copper-aluminium alloys (alu bronze, long-chipping)	CuAl10Ni5Fe4
2.5	Leghe rame-stagno (bronzo, truciolo lungo)	Copper-tin alloys (tin bronze, long-chipping)	CuSn8P
2.6	Leghe rame-stagno (bronzo, truciolo corto)	Copper-tin alloys (tin bronze, short-chipping)	CuSn7 ZnPb (Rg7)
2.7	Leghe di rame speciali	Special copper alloys	(AMPCO® 8)
2.8	Leghe di rame speciali	Special copper alloys	(AMPCO® 45)
Leghe di magnesio			
3.1	Leghe di magnesio malleabili	Magnesium wrought alloys	MgAl6Zn
3.2	Leghe per getti di magnesio	Magnesium cast alloys	EN-MCMgAl9Zn1
Materie plastiche			
4.1	Materie plastiche termoindurenti (truciolo corto)	Duroplastics (short-chipping)	Bakelit, Pertinax
4.2	Resine termoplastiche (truciolo lungo)	Thermoplastics (long-chipping)	PMMA, POM, PVC
4.3	Resine epossidiche (percentuale di fibre ≤ 30%)	Fibre-reinforced synthetics (fibre content ≤ 30%)	GFK, CFK, AFK
4.4	Resine epossidiche (percentuale di fibre > 30%)	Fibre-reinforced synthetics (fibre content > 30%)	GFK, CFK, AFK
Materiali speciali			
5.1	Grafite	Graphite	C 8000
5.2	Leghe tungsteno-rame	Tungsten-copper alloys	W-Cu 80/20
5.3	Materiali compositi	Composite materials	Hylite, Alucobond
S Materiali speciali			
Leghe di titanio			
1.1	Titanio puro	Pure titanium	Ti1
1.2	Leghe di titanio	Titanium alloys	TiAl6V4
1.3	Leghe di titanio	Titanium alloys	TiAl4Mo4Sn2
Leghe di nichel, cobalto e ferro			
2.1	Nichel puro	Pure nickel	Ni 99.6
2.2	Leghe base nichel	Nickel-base alloys	Monel 400
2.3	Leghe base nichel	Nickel-base alloys	Inconel 718
2.4	Leghe base cobalto	Cobalt-base alloys	Udimet 605
2.5	Leghe base cobalto	Cobalt-base alloys	Haynes 25
2.6	Leghe base ferro	Iron-base alloys	Incoloy 800
H Materiali duri			
1.1	"Acciai ad alta resistenza, Acciai temprati, Ghise in conchiglia"	High strength steels, hardened steels, hard castings"	Weldox 1100
1.2	"Acciai ad alta resistenza, Acciai temprati, Ghise in conchiglia"	High strength steels, hardened steels, hard castings"	Hardox 550
1.3	"Acciai ad alta resistenza, Acciai temprati, Ghise in conchiglia"	High strength steels, hardened steels, hard castings"	Armox 600T
1.4	"Acciai ad alta resistenza, Acciai temprati, Ghise in conchiglia"	High strength steels, hardened steels, hard castings"	Ferro-Titanit
1.5	"Acciai ad alta resistenza, Acciai temprati, Ghise in conchiglia"	High strength steels, hardened steels, hard castings"	HSSE



	Vc Uncoated	Vc Coated TNF	fz ø d1 ≤ 4 mm	fz ø d1 ≤ 8 mm	fz ø d1 > 8 mm	
4D 17, 4D 19, 4D 65, 4D 67	40 - 100	80 - 250	0,005 - 0,04	0,04 - 0,07	0,05 - 0,15	1.1
4D 17, 4D 19						
4D 21, 4D 23, 4D 69, 4D 71	30 - 80	60 - 150	0,005 - 0,04	0,04 - 0,07	0,05 - 0,15	2.1
4D 21, 4D 23, 4D 69, 4D 71						
4D 25, 4D 27	20 - 60	40 - 120	0,005 - 0,03	0,03 - 0,05	0,04 - 0,12	3.1
4D 29						
4D 51, 4D 53	20 - 60	40 - 120	0,003 - 0,02	0,02 - 0,05	0,04 - 0,12	4.1
4D 55, 4D 57						
4D 59, 4D 61	20 - 60	40 - 120	0,003 - 0,02	0,02 - 0,05	0,04 - 0,12	5.1
4D 75, 4D 77, 4D 83, 4D 85						
4D 79, 4D 81, 4D 87, 4D 89						
4D 91, 4D 93, 4D 95, 4D 97, 4D 99, 4D 101						
4D 117						
4D 103, 4D 105						
M						
4D 17, 4D 19		40 - 120	0,003 - 0,03	0,03 - 0,05	0,04 - 0,12	1.1
4D 21, 4D 23, 4D 69, 4D 71		40 - 120	0,003 - 0,03	0,03 - 0,05	0,04 - 0,12	2.1
4D 21, 4D 23, 4D 69, 4D 71		30 - 80	0,003 - 0,02	0,02 - 0,05	0,04 - 0,10	3.1
4D 25, 4D 27		30 - 60	0,003 - 0,02	0,02 - 0,04	0,03 - 0,08	4.1
K						
80 - 140	100 - 200		0,04 - 0,07	0,05 - 0,15		1.1
80 - 140	100 - 200		0,04 - 0,07	0,05 - 0,15		1.2
60 - 120	80 - 200		0,04 - 0,07	0,05 - 0,15		2.1
60 - 120	80 - 200		0,04 - 0,07	0,05 - 0,15		2.2
60 - 120	80 - 200		0,04 - 0,07	0,05 - 0,15		3.1
60 - 120	80 - 200		0,04 - 0,07	0,05 - 0,15		3.2
60 - 120	80 - 200		0,04 - 0,07	0,05 - 0,15		4.1
60 - 120	80 - 200		0,04 - 0,07	0,05 - 0,15		4.2
N						
100 - 250	150 - 400		0,01 - 0,05	0,05 - 0,08	0,07 - 0,20	1.1
100 - 250	150 - 400		0,01 - 0,05	0,05 - 0,08	0,07 - 0,20	1.2
100 - 250	150 - 400		0,01 - 0,05	0,05 - 0,08	0,07 - 0,20	1.3
150 - 250	150 - 400		0,01 - 0,05	0,05 - 0,08	0,07 - 0,20	1.4
150 - 250	150 - 400		0,01 - 0,05	0,05 - 0,08	0,07 - 0,20	1.5
150 - 250	100 - 200		0,01 - 0,05	0,05 - 0,08	0,07 - 0,20	1.6
100 - 250	150 - 400		0,008 - 0,05	0,05 - 0,08	0,07 - 0,20	2.1
100 - 250	150 - 400		0,008 - 0,05	0,05 - 0,08	0,07 - 0,20	2.2
100 - 250	150 - 400		0,008 - 0,05	0,05 - 0,08	0,07 - 0,20	2.3
60 - 150	100 - 250		0,008 - 0,04	0,04 - 0,07	0,05 - 0,15	2.4
60 - 150	100 - 250		0,008 - 0,04	0,04 - 0,07	0,05 - 0,15	2.5
80 - 200	100 - 250		0,008 - 0,04	0,04 - 0,07	0,05 - 0,15	2.6
80 - 200	100 - 250		0,008 - 0,04	0,04 - 0,07	0,05 - 0,15	2.7
150 - 250	150 - 400		0,01 - 0,05	0,05 - 0,08	0,07 - 0,20	3.1
150 - 250	150 - 400		0,01 - 0,05	0,05 - 0,08	0,07 - 0,20	3.2
60 - 150			0,01 - 0,05	0,05 - 0,10	0,08 - 0,25	4.1
60 - 150			0,01 - 0,05	0,05 - 0,10	0,08 - 0,25	4.2
	80 - 120		0,01 - 0,05	0,05 - 0,10	0,08 - 0,25	4.3
	80 - 120		0,01 - 0,05	0,05 - 0,10	0,08 - 0,25	4.4
15 - 40	100 - 200			0,04 - 0,07	0,08 - 0,25	5.1
15 - 40	30 - 60			0,02 - 0,04	0,08 - 0,25	5.2
					0,08 - 0,25	5.3
S						
15 - 50	30 - 80		0,003 - 0,03	0,03 - 0,05	0,04 - 0,10	1.1
15 - 50	30 - 80		0,003 - 0,03	0,03 - 0,05	0,04 - 0,10	1.2
15 - 40	30 - 60		0,003 - 0,02	0,02 - 0,04	0,03 - 0,08	1.3
	30 - 60		0,003 - 0,02	0,02 - 0,04	0,03 - 0,08	2.1
	30 - 60		0,003 - 0,02	0,02 - 0,04	0,03 - 0,08	2.2
	30 - 60		0,003 - 0,02	0,02 - 0,04	0,03 - 0,08	2.3
	30 - 40		0,003 - 0,02	0,02 - 0,04	0,03 - 0,08	2.4
	30 - 40		0,003 - 0,02	0,02 - 0,04	0,03 - 0,08	2.5
	30 - 40		0,003 - 0,02	0,02 - 0,04	0,03 - 0,08	2.6
H						
	30 - 60			0,015 - 0,03	0,03 - 0,08	1.1
	30 - 60			0,015 - 0,03	0,03 - 0,08	1.2
						1.3
						1.4
						1.5

The cutting speeds (vc in m/min) listed in the respective columns are standard values which have to be adjusted to individual work conditions (material, lubrication, machine etc.). International comparison of materials, see page Z • 21

Vc = Velocità di taglio (m/min)

Vc = Cuttind speed (m/min)

Fz = Avanzamento per dente (mm)

Fz = Feed for tooth (mm)

M
MF
UNC
UNF
G, RP, W
BSW,BSF
NPT
NPTF
BSPT
MJ
UNJ
M-EXT, MJ-EXT
PG
EGM

Materiale	Material	Material examples	Mat. numbers
P	Acciai	Steel materials	
1.1	Acciai estrusi a freddo	Cold-extrusion steel	Cq15 1.1132
	Acciai da costruzione	Construction steels	S235JR (St37-2) 1.0037
	Acciai alta velocità	Free-cutting steel, etc.	10SPb20 1.0722
2.1	Acciai da cementazione	Cementation steel	E360 (St70-2) 1.0070
	Fusione d'acciaio, ecc.	Steel casting, etc.	16MnCr5 1.7131
3.1	Acciai da cementazione	Cementation steel	GS-25CrMo4 1.7218
	Acciai da bonifica	Heat-treatable steels	20MoCr3 1.7320
	Acciai per lavorazioni a freddo, ecc.	Cold work steels, etc.	42CrMo4 1.7225
	Acciai da bonifica	Heat-treatable steels	102Cr6 1.2067
4.1	Acciai per lavorazioni a freddo	Cold work steels	50CrMo4 1.7228
	Acciai da nitrurazione, ecc.	Nitriding steels, etc.	X45NiCrMo4 1.2767
5.1	Acciai fortemente legati	High-alloyed steels	31CrMo12 1.8515
	Acciai per lavorazioni a freddo	Cold work steels	X38CrMoV5-3 1.2367
	Acciai per lavorazioni a caldo, ecc.	Hot work steels, etc.	X100CrMoV8-1-1 1.2990
			X40CrMoV5-1 1.2344
M	Acciai inossidabili	Stainless steel materials	
1.1	Ferritici, martensitici	Ferritic, martensitic	X2CrTi12 1.4512
2.1	Austenitici	Austenitic	X6CrNiMoTi17-12-2 1.4571
3.1	Austenitici-ferritici (Duplex)	Austenitic-ferritic (Duplex)	X2CrNiMoN22-5-3 1.4462
4.1	Austenitici-ferritici resistenti al calore (Super Duplex)	Austenitic-ferritic heat-resistant (Super Duplex)	X2CrNiMoN25-7-4 1.4410
K	Ghise	Cast materials	
1.1	Ghise con grafite lamellare (GJL)	Cast iron with lamellar graphite (GJL)	EN-GJL-200 (GG20) EN-JL-1030
1.2	Ghise con grafite nodulare (GJS)	Cast iron with nodular graphite (GJS)	EN-GJL-300 (GG30) EN-JL-1050
2.1	Ghise con grafite nodulare (GJS)	Cast iron with nodular graphite (GJS)	EN-GJS-400-15 (GGG40) EN-JS-1030
2.2	Ghise con grafite nodulare (GJS)	Cast iron with nodular graphite (GJS)	EN-GJS-700-2 (GGG70) EN-JS-1070
3.1	Ghise con grafite vermicolare (GJV)	Cast iron with vermicular graphite (GJV)	GJV 300
3.2	Ghise con grafite vermicolare (GJV)	Cast iron with vermicular graphite (GJV)	GJV 450
4.1	Ghise malleabili (GTMW, GTMB)	Malleable cast iron (GTMW, GTMB)	EN-GJMW-350-4 (GTW-35) EN-JM-1010
4.2	Ghise malleabili (GTMW, GTMB)	Malleable cast iron (GTMW, GTMB)	EN-GJMB-450-6 (GTS-45) EN-JM-1140
N	Materiali non ferrosi	Non ferrous materials	
1.1	Leghe di alluminio	Aluminium alloys	EN AW-AlMn1 EN AW-3103
1.2	Leghe di alluminio malleabili	Aluminium wrought alloys	EN AW-AlMgSi EN AW-6060
1.3	Leghe di alluminio malleabili	Aluminium wrought alloys	EN AW-AlZn5Mg3Cu EN AW-7022
1.4	Leghe di alluminio malleabili	Aluminium wrought alloys	EN AC-AlMg5 EN AC-51300
1.5	Leghe fuse di alluminio	Aluminium cast alloys	EN AC-AlSi9Cu3 EN AC-46500
1.6	Leghe di rame	Copper alloys	GD-AISI17Cu4FeMg
2.1	Rame puro, Rame poco legato	Pure copper, low-alloyed copper	E-Cu 57 EN CW 004 A
2.2	Leghe rame-zinco (ottone, truciolo lungo)	Copper-zinc alloys (brass, long-chipping)	CuZn37 (Ms63) EN CW 508 L
2.3	Leghe rame-zinco (ottone, truciolo corto)	Copper-zinc alloys (brass, short-chipping)	CuZn36Pb3 (Ms58) EN CW 603 N
2.4	Leghe rame-alluminio (alubronzo, truciolo lungo)	Copper-aluminium alloys (alu bronze, long-chipping)	CuAl10Ni5Fe4 EN CW 307 G
2.5	Leghe rame-stagno (bronzo, truciolo lungo)	Copper-tin alloys (tin bronze, long-chipping)	CuSn8P EN CW 459 K
2.6	Leghe rame-stagno (bronzo, truciolo corto)	Copper-tin alloys (tin bronze, short-chipping)	CuSn7 ZnPb (Rg7) 2.1090
2.7	Leghe di rame speciali	Special copper alloys	(AMPCO® 8)
2.8	Leghe di rame speciali	Special copper alloys	(AMPCO® 45)
3.1	Leghe di magnesio	Magnesium alloys	MgAl6Zn 3.5612
3.2	Leghe per getti di magnesio	Magnesium cast alloys	EN-MCMgAl9Zn1 EN-MC21120
4.1	Materie plastiche	Synthetics	Bakelit, Pertinax
4.2	Materie plastiche termoindurenti (truciolo corto)	Duroplastics (short-chipping)	PMMA, POM, PVC
4.3	Resine termoplastiche (truciolo lungo)	Thermoplastics (long-chipping)	GFK, CFK, AFK
4.4	Resine epossidiche (percentuale di fibre ≤ 30%)	Fibre-reinforced synthetics (fibre content ≤ 30%)	GFK, CFK, AFK
4.4	Resine epossidiche (percentuale di fibre > 30%)	Fibre-reinforced synthetics (fibre content > 30%)	GFK, CFK, AFK
5.1	Materiali speciali	Special materials	C 8000
5.2	Grafite	Graphite	W-Cu 80/20
5.3	Leghe tungsteno-rame	Tungsten-copper alloys	Hylite, Alucobond
5.3	Materiali compositi	Composite materials	Hylite, Alucobond
S	Materiali speciali	Special materials	
1.1	Leghe di titanio	Titanium alloys	Ti1 3.7025
1.2	Titanio puro	Pure titanium	TiAl6V4 3.7165
1.3	Leghe di titanio	Titanium alloys	TiAl4Mo4Sn2 3.7185
2.1	Leghe di nichel, cobalto e ferro	Nickel alloys, cobalt alloys and iron alloys	Ni 99.6 2.4060
2.2	Nichel puro	Pure nickel	Monel 400 2.4360
2.3	Leghe base nichel	Nickel-base alloys	Inconel 718 2.4668
2.4	Leghe base nichel	Nickel-base alloys	Udimet 605
2.5	Leghe base cobalto	Cobalt-base alloys	Haynes 25 2.4964
2.6	Leghe base ferro	Iron-base alloys	Incoloy 800 1.4958
H	Materiali duri	Hard materials	
1.1	Acciai ad alta resistenza, Acciai temprati, Ghise in conchiglia	High strength steels, hardened steels, hard castings*	44 - 50 HRC Weldox 1100
1.2	Acciai ad alta resistenza, Acciai temprati, Ghise in conchiglia	High strength steels, hardened steels, hard castings*	50 - 55 HRC Hardox 550
1.3	Acciai ad alta resistenza, Acciai temprati, Ghise in conchiglia	High strength steels, hardened steels, hard castings*	55 - 60 HRC Armox 600T
1.4	Acciai ad alta resistenza, Acciai temprati, Ghise in conchiglia	High strength steels, hardened steels, hard castings*	60 - 63 HRC Ferro-Titanit
1.5	Acciai ad alta resistenza, Acciai temprati, Ghise in conchiglia	High strength steels, hardened steels, hard castings*	63 - 66 HRC HSSE



	Vc Uncoated	Vc Coated TNF	fz ø d1 ≤ 4 mm	fz ø d1 ≤ 8 mm	fz ø d1 > 8 mm	
4D 17, 4D 19	40 - 100	80 - 250	0,005 - 0,04	0,04 - 0,07	0,05 - 0,15	M
4D 17, 4D 19						MF
4D 21, 4D 23						UNC
4D 21, 4D 23						UNF
4D 25, 4D 27						G, RP, W
						BSW,BSF
						NPT
						NPTF
						BSPT
						MJ
						UNJ
						M-EXT, MJ-EXT
						PG
						EGM
						P
						1.1
						2.1
						3.1
						4.1
						5.1
						M
						1.1
						2.1
						3.1
						4.1
						K
						1.1
						1.2
						2.1
						2.2
						3.1
						3.2
						4.1
						4.2
						N
						1.1
						1.2
						1.3
						1.4
						1.5
						1.6
						2.1
						2.2
						2.3
						2.4
						2.5
						2.6
						2.7
						2.8
						3.1
						3.2
						4.1
						4.2
						4.3
						4.4
						5.1
						5.2
						5.3
						S
						1.1
						1.2
						1.3
						2.1
						2.2
						2.3
						2.4
						2.5
						2.6
						H
						1.1
						1.2
						1.3
						1.4
						1.5

The cutting speeds (vc in m/min) listed in the respective columns are standard values which have to be adjusted to individual work conditions (material, lubrication, machine etc.). International comparison of materials, see page Z • 21

Vc = Velocità di taglio (m/min)
Fz = Avanzamento per dente (mm)

Vc = Cuttind speed (m/min)
Fz = Feed for tooth (mm)

M
MF
UNC
UNF
G, RP, W
BSW,BSF
NPT
NPTF
BSPT
MJ
UNJ
M-EXT, MJ-EXT
EG-UN
EGM



4D 111, 4D 113, 4D 115	M
4D 111, 4D 113, 4D 115	MF
4D 117, 4D 119, 4D 121	UNC
4D 117, 4D 119, 4D 121	UNF
4D 123	G, RP, W
	BSW,BSF
	NPT
	NPTF
	BSPT
	MJ
4D 137, 4D 139, 4D 141	MJ
4D 131, 4D 133, 4D 135	UNJ
	M-EXT, MJ-EXT
4D 125, 4D 127, 4D 129	PG
	EGM

Materiale	Material	Material examples	Mat. numbers
P Acciai			
Steel materials			
1.1	Acciai estrusi a freddo	Cold-extrusion steel	Cq15 1.1132
	Acciai da costruzione	Costruction steels	S235JR (St37-2) 1.0037
	Acciai alta velocità	Free-cutting steel, etc.	10SPb20 1.0722
2.1	Acciai da cementazione	Cementation steel	E360 (St70-2) 1.0070
	Fusione d'acciaio, ecc.	Steel casting, etc.	16MnCr5 1.7131
	Acciai da cementazione	Cementation steel	GS-25CrMo4 1.7218
3.1	Acciai da bonifica	Heat-treatable steels	20MoCr3 1.7320
	Acciai per lavorazioni a freddo, ecc.	Cold work steels, etc.	42CrMo4 1.7225
	Acciai da bonifica	Heat-treatable steels	102Cr6 1.2067
4.1	Acciai per lavorazioni a freddo	Cold work steels	50CrMo4 1.7228
	Acciai da nitrurazione, ecc.	Nitriding steels, etc.	X45NiCrMo4 1.2767
	Acciai fortemente legati	High-alloyed steels	31CrMo12 1.8515
5.1	Acciai per lavorazioni a freddo	Cold work steels	X38CrMoV5-3 1.2367
	Acciai per lavorazioni a caldo, ecc.	Hot work steels, etc.	X100CrMoV8-1-1 1.2990
			X40CrMoV5-1 1.2344
M Acciai inossidabili			
Stainless steel materials			
1.1	Ferritici, martensitici	Ferritic, martensitic	X2CrTi12 1.4512
2.1	Austenitici	Austenitic	X6CrNiMoTi17-12-2 1.4571
3.1	Austenitico-ferritici (Duplex)	Austenitic-ferritic (Duplex)	X2CrNiMoN22-5-3 1.4462
4.1	Austenitico-ferritici resistenti al calore (Super Duplex)	Austenitic-ferritic heat-resistant (Super Duplex)	X2CrNiMoN25-7-4 1.4410
K Ghise			
Cast materials			
1.1	Ghise con grafite lamellare (GJL)	Cast iron with lamellar graphite (GJL)	EN-GJL-200 (GG20) EN-JL-1030
1.2			EN-GJL-300 (GG30) EN-JL-1050
2.1	Ghise con grafite nodulare (GJS)	Cast iron with nodular graphite (GJS)	EN-GJS-400-15 (GGG40) EN-JS-1030
2.2			EN-GJS-700-2 (GGG70) EN-JS-1070
3.1	Ghise con grafite vermicolare (GJV)	Cast iron with vermicular graphite (GJV)	GJV 300
3.2			GJV 450
4.1	Ghise malleabili (GTMW, GTMB)	Malleable cast iron (GTMW, GTMB)	EN-GJMW-350-4 (GTW-35) EN-JM-1010
4.2			EN-GJMB-450-6 (GTS-45) EN-JM-1140
N Materiali non ferrosi			
Non ferrous materials			
Leghe di alluminio			
Aluminium alloys			
1.1	Leghe di alluminio malleabili	Aluminium wrought alloys	EN AW-AlMn1 3.5612
1.2			EN AW-AlMgSi 3.5612
1.3			EN AW-AlZn5Mg3Cu 3.5612
1.4			EN AC-AlMg5 3.5612
1.5	Leghe fuse di alluminio	Aluminium cast alloys	EN AC-AlSi9Cu3 3.5612
1.6			GD-AISI17Cu4FeMg 3.5612
Leghe di rame			
Copper alloys			
2.1	Rame puro, Rame poco legato	Pure copper, low-alloyed copper	E-Cu 57
2.2	Leghe rame-zinco (ottone, truciolo lungo)	Copper-zinc alloys (brass, long-chipping)	CuZn37 (Ms63)
2.3	Leghe rame-zinco (ottone, truciolo corto)	Copper-zinc alloys (brass, short-chipping)	CuZn36Pb3 (Ms58)
2.4	Leghe rame-alluminio (alubronzo, truciolo lungo)	Copper-aluminium alloys (alu bronze, long-chipping)	CuAl10Ni5Fe4
2.5	Leghe rame-stagno (bronzo, truciolo lungo)	Copper-tin alloys (tin bronze, long-chipping)	CuSn8P
2.6	Leghe rame-stagno (bronzo, truciolo corto)	Copper-tin alloys (tin bronze, short-chipping)	CuSn7 ZnPb (Rg7)
2.7	Leghe di rame speciali	Special copper alloys	(AMPCO® 8)
2.8			(AMPCO® 45)
Leghe di magnesio			
Magnesium alloys			
3.1	Leghe di magnesio malleabili	Magnesium wrought alloys	MgAl6Zn
3.2	Leghe per getti di magnesio	Magnesium cast alloys	EN-MCMgAl9Zn1
Materie plastiche			
Synthetics			
4.1	Materie plastiche termoindurenti (truciolo corto)	Duroplastics (short-chipping)	Bakelit, Pertinax
4.2	Resine termoplastiche (truciolo lungo)	Thermoplastics (long-chipping)	PMMA, POM, PVC
4.3	Resine epossidiche (percentuale di fibre ≤ 30%)	Fibre-reinforced synthetics (fibre content ≤ 30%)	GFK, CFK, AFK
4.4	Resine epossidiche (percentuale di fibre > 30%)	Fibre-reinforced synthetics (fibre content > 30%)	GFK, CFK, AFK
Materiali speciali			
Special materials			
5.1	Grafite	Graphite	C 8000
5.2	Leghe tungsteno-rame	Tungsten-copper alloys	W-Cu 80/20
5.3	Materiali compositi	Composite materials	Hylite, Alucobond
S Materiali speciali			
Special materials			
Leghe di titanio			
Titanium alloys			
1.1	Titanio puro	Pure titanium	Ti1
1.2	Leghe di titanio	Titanium alloys	TiAl6V4
1.3			TiAl4Mo4Sn2
Leghe di nichel, cobalto e ferro			
Nickel alloys, cobalt alloys and iron alloys			
2.1	Nichel puro	Pure nickel	Ni 99,6
2.2	Leghe base nichel	Nickel-base alloys	Monel 400
2.3			Inconel 718
2.4	Leghe base cobalto	Cobalt-base alloys	Udimet 605
2.5			Haynes 25
2.6	Leghe base ferro	Iron-base alloys	Incoloy 800
H Materiali duri			
Hard materials			
1.1			44 - 50 HRC Weldox 1100
1.2			50 - 55 HRC Hardox 550
1.3			55 - 60 HRC Armox 600T
1.4			60 - 63 HRC Ferro-Titanit
1.5			63 - 66 HRC HSSE

Vc Coated HDM		fz	fz	fz	fz	fz	fz	fz	fz	
		ø d1 ≤ 2,4 mm	ø d2,41 ≤ 3,1 mm	ø d3,2 ≤ 3,8 mm	ø d3,9 ≤ 4,6 mm	ø d4,7 ≤ 6,2 mm	ø d6,3 ≤ 7,5 mm	ø d7,6 ≤ 9 mm	ø d9,1 ≤ 11,5 mm	
85	65	0,011	0,015	0,018	0,0229	0,0309	0,0379	0,0449	0,0549	1.1
85	65	0,011	0,015	0,018	0,0229	0,0309	0,0379	0,0449	0,0549	2.1
85	65	0,011	0,015	0,018	0,0229	0,0309	0,0379	0,0449	0,0549	3.1
85	65	0,011	0,015	0,018	0,0229	0,0309	0,0379	0,0449	0,0549	4.1
85	65	0,011	0,015	0,018	0,0229	0,0309	0,0379	0,0449	0,0549	5.1
85	65	0,0092	0,0126	0,0151	0,0193	0,0260	0,0319	0,0378	0,0462	1.1
85	65									2.1
85	65									3.1
85	65									4.1
85	65	0,0116	0,0158	0,0189	0,0242	0,0326	0,0399	0,0473	0,0578	1.1
85	65									1.2
85	65									2.1
85	65									2.2
85	65									2.3
85	65									2.4
85	65									2.5
85	65									2.6
85	65									2.7
85	65	0,0116	0,0158	0,0189	0,0242	0,0326	0,0399	0,0473	0,0578	3.1
85	65									3.2
85	65	0,0116	0,0158	0,0189	0,0242	0,0326	0,0399	0,0473	0,0578	4.1
85	65									4.2
85	65									4.3
85	65									4.4
85	65	0,0116	0,0158	0,0189	0,0242	0,0326	0,0399	0,0473	0,0578	5.1
85	65									5.2
85	65									5.3
85	65	0,0092	0,0126	0,0151	0,0193	0,0260	0,0319	0,0378	0,0462	1.1
85	65									1.2
85	65									1.3
85	65									2.1
85	65									2.2
85	65									2.3
85	65									2.4
85	65									2.5
85	65									2.6
85	65	0,0098	0,0134	0,0161	0,0205	0,0277	0,0339	0,0402	0,0491	1.1
85	65	0,0087	0,0118	0,0142	0,0181	0,0244	0,0299	0,0354	0,0433	1.2
85	65	0,0075	0,0102	0,0123	0,0157	0,0212	0,0259	0,0307	0,0375	1.3
85	65									1.4
85	65									1.5

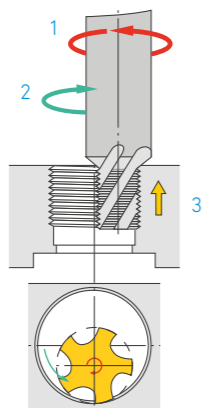
THREAD MILLING PROCEDURES

Fresatura in concordanza

Caratteristiche:

1. Rotazione dell'utensile in senso orario
2. Avanzamento utensile in senso anti-orario
3. Direzione di lavorazione: dal fondo verso l'esterno

Filetto destro

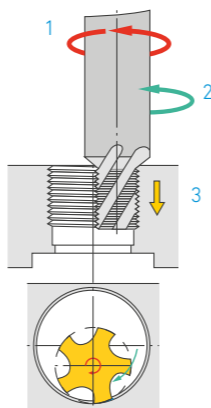


Fresatura in discordanza

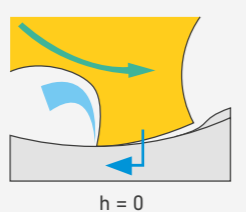
Caratteristiche:

1. Rotazione dell'utensile in senso orario
2. Avanzamento utensile in senso orario
3. Direzione di lavorazione: dal fondo verso il fondo

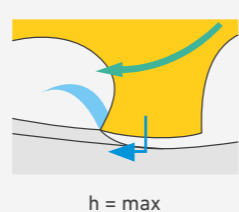
Filetto destro



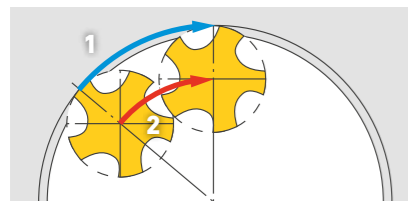
Nella fresatura in concordanza si ha lo spessore del truciolo 0 ($h = 0$) all'uscita del tagliente dal materiale



Nella fresatura in discordanza lo spessore massimo del truciolo ($h = \max$) si ha all'uscita del tagliente dal materiale



Calcolo dell'avanzamento



1. Avanzamento sul profilo (v_f)
2. "Avanzamento della traiettoria del centro fresa v_{fm} "

Avanzamento sul profilo fresa (v_f)

$$v_f = n \cdot f_z \cdot z \quad \text{mm/min}$$

D_w = diametro effettivo dell'utensile (mm)
 N = numero di giri (min⁻¹)
 f_z = avanzamento per dente (mm)

Avanzamento della traiettoria del centro fresa v_{fm}

$$v_{fm} = \frac{v_f \cdot (D - D_w)}{D} \quad \text{mm/min}$$

z = numero dei taglienti
 D = Diametro nominale del filetto = Diametro profilo esterno (mm)
 D_m = Diametro della traiettoria del centro fresa ($D - D_w$) in mm

Consigli per l'operatore

Nella fresatura di filetti, l'avanzamento dell'utensile può essere programmato in due modi: 0 sul profilo utensile oppure al centro utensile, in funzione del tipo di controllo.

Per sapere con quale avanzamento lavora la macchina, è necessario:

1. Inserire il programma per la fresatura dei filetti.
2. Eseguire il ciclo "a vuoto".
3. Cronometrare il tempo di lavorazione.
4. Comparare il valore rilevato con il valore teorico.

Se il tempo rilevato è maggiore del tempo calcolato occorre lavorare con l'avanzamento al centro utensile.

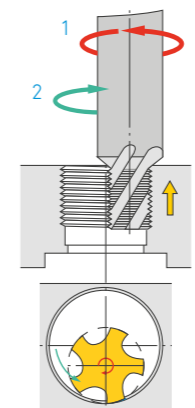
Se il tempo di lavorazione rilevato è minore del tempo calcolato occorre lavorare con l'avanzamento sul profilo utensile.

Climb milling

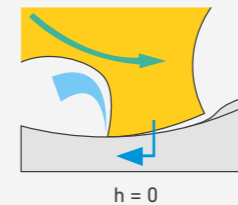
Characteristics:

1. Tool rotation direction "right"
2. Toolpath counter clockwise
3. Feed direction "outwards"

Right hand thread



When climb milling, the chip thickness at the end of cut is always 0 ($h=0$)

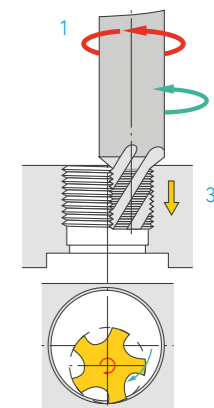


Conventional milling

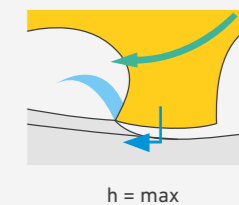
Characteristics:

1. Tool rotation direction "right"
2. Toolpath clockwise
3. Feed direction "inwards"

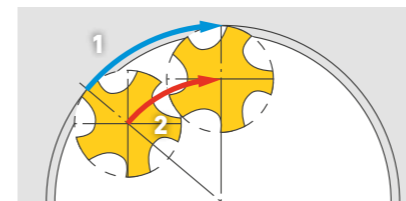
Right hand thread



When conventional milling, the chip thickness at the end of cut is always at maximum ($h=\max$)



Feed rate calculation



1. Peripheral feedrate (v_f)
2. Centerline feedrate v_{fm}

Peripheral feedrate (v_f)

$$v_f = n \cdot f_z \cdot z \quad \text{mm/min}$$

D_w = Effective diameter in mm
 N = RPM in min⁻¹
 f_z = Feed per tooth in mm

Centerline feedrate v_{fm}

$$v_{fm} = \frac{v_f \cdot (D - D_w)}{D} \quad \text{mm/min}$$

z = Number of cutting edges (radial)
 D = Nominal thread diameter = external profile diameter in mm
 D_m = Centre path diameter ($D - D_w$) in mm

Tips for the User

With thread milling there are two different programme possibilities with the feed motion of the tool:

On the one hand the machine controls the feed at the diameter of the tool, on the other hand the feed control is the tool center line.

In order to ascertain which method the machine control uses, the following method should be employed:

1. Enter the thread milling routine into the control.
2. Enter a safety margin into the program, so that the tool runs in air.
3. Run the program through and check the operating time.
4. Compare the actual time with the calculated theoretical time.

If the time is longer than the calculated time the feed is controlling the tool center line.

If the time is shorter than the calculated time the feed is controlling the diameter of the tool.

NUMERIC CALCULATION OF CUTTING DATA FOR THREAD MILLING

$$n = \frac{v_c \cdot 1000}{d \cdot \pi} \quad v_c = \frac{d \cdot \pi \cdot n}{1000} \quad v_f = f_z \cdot z \cdot n \quad n = \frac{v_f}{f_z \cdot z} \quad f_z = \frac{v_f}{z \cdot n}$$

Fresatura – profilo esterno

$$v_{fm} = \frac{v_f \cdot (D + d)}{D} \quad v_f = \frac{D \cdot v_{fm}}{(D + d)}$$

Fresatura – profilo interno

$$v_{fm} = \frac{v_f \cdot (D - d)}{D} \quad v_f = \frac{D \cdot v_{fm}}{(D - d)}$$

Penetrazione diritta

$$U_{pen.} = 0,25 \cdot v_{fm}$$

n = numero di giri del mandrino g./min
Vc = Velocità di taglio m/min
d = diametro fresa mm
D = Ø nominale del filetto mm
Vf = avanzamento sul diametro periferico mm/min

Penetrazione sulla traiettoria circolare

$$U_{pen.} = v_{fm}$$

Vfm = avanzamento al centro mm/min
U pen. = avanzamento di penetrazione consigliato mm/min
Fz = Avanzamento per dente mm
Z = numero di taglienti per fresa Quantità

Valori di correzione per la filettatura interna

È possibile calcolare la dimensione media del tagliente della fresa, che viene digitata nel comando della macchina, come segue:
Diametro nominale della fresa meno (0,05 x passo P)

Esempio: M30x3
Ø fresa: 20 mm

$$\frac{\varnothing 20}{2} - (0,05 \cdot 3) = \underline{9,85 \text{ mm}}$$

9,85 mm viene inserito come dimensione del tagliente nel comando della macchina!

$$n = \frac{v_c \cdot 1000}{d \cdot \pi} \quad v_c = \frac{d \cdot \pi \cdot n}{1000} \quad v_f = f_z \cdot z \cdot n \quad n = \frac{v_f}{f_z \cdot z} \quad f_z = \frac{v_f}{z \cdot n}$$

Milling - external contour

$$v_{fm} = \frac{v_f \cdot (D + d)}{D} \quad v_f = \frac{D \cdot v_{fm}}{(D + d)}$$

Helical plunging

$$U_{arc} = 0,25 \cdot v_{fm}$$

n = rpm U/min
Vc = Cutting speed U/min
d = Tool diameter mm
D = Nominal thread-Ø
Vf = Feed rate at the diameter mm/min

Milling - internal contour

$$v_{fm} = \frac{v_f \cdot (D - d)}{D} \quad v_f = \frac{D \cdot v_{fm}}{(D - d)}$$

Ramping in the arc

$$U_{arc} = v_{fm}$$

Vfm = Feed rate at the centre mm/min
U arc = programmed ramping feed rate mm/min
Fz = Feed per tooth mm
Z = number of cutting edges of the cutter piece

Correction values for the internal thread milling

The cutting edge diameter of the thread milling cutter which is entered into the machine control, can be calculated as follows:
half the cutter Ø - 0.05 x pitch p

Example: M30x3
Cutter-Ø: 20 mm

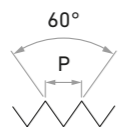
$$\frac{\varnothing 20}{2} - (0,05 \cdot 3) = \underline{9,85 \text{ mm}}$$

9,85 mm is the cutting radius to be entered into the machine control

INTERNAL 1,5xD

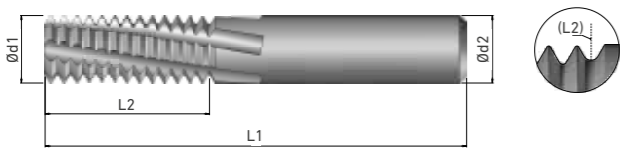
M, MF

DIN13




VHM e8 1,5xD
 R 10° R9°-R11° RH-LH
 DIN 6535 HA
 INTERNO INTERNAL

ESECUZIONI SPECIALI A DISEGNO
 CUSTOMIZED DESIGN ON REQUEST

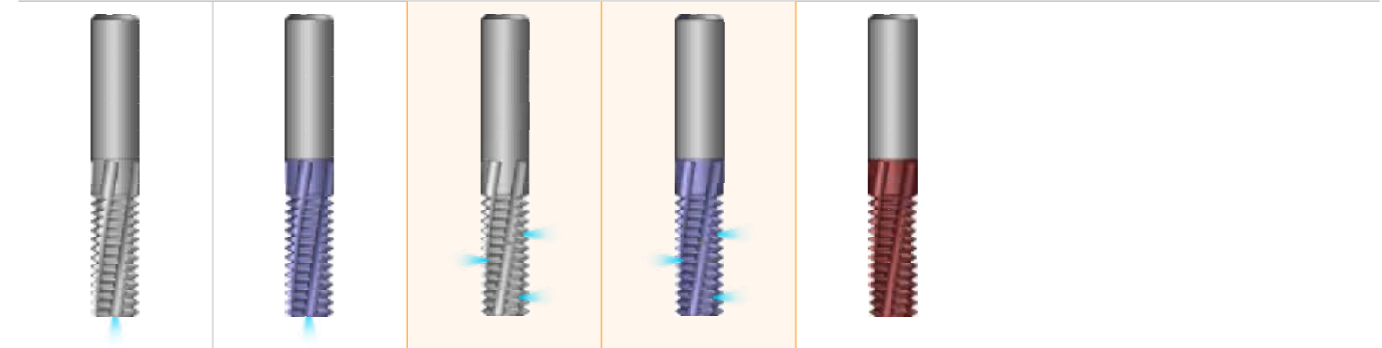


DATI TECNICI
 TECHNICAL DATA



ELICA DX - RH HELIX	ELICA DX - RH HELIX
Uncoated ≤45 Hrc	Coated TNF ≤45 Hrc
P1.1-P5.1 K1.1-K4.2 S1.1-S1.3 N1.1-N1.5 N2.1-N2.6 N3.1-N4.2	P1.1-P5.1 S1.1-S2.6 N1.1-N5.2 M1.1-M4.1 H1.1-H1.2

Filetto - Thread	Pitch mm	d1	L1	L2	d2	Z	Z type TX		
M 4	0.70	3.1	51	5	6.0	3		FIGMET50N	FIGMET50T
M 5	0.80	4.0	48	6	6.0	3	4	FIGMET52N	FIGMET52T
MF 6	0.50	4.5	49	7	6.0	3		FIGMET54N	FIGMET54T
MF 6	0.75	4.5	49	7	6.0	3	4	FIGMET56N	FIGMET56T
M 6 M 7	1.00	4.5	49	7	6.0	3	4	FIGMET58N	FIGMET58T
MF 8	0.50	6.0	51	9	6.0	3		FIGMET60N	FIGMET60T
MF 8	0.75	6.0	48	9	6.0	3	4	FIGMET62N	FIGMET62T
MF 8	1.00	6.0	48	9	6.0	3	4	FIGMET64N	FIGMET64T
M 8 M 9 MF 10	1.25	6.0	48	9	6.0	3	4	FIGMET66N	FIGMET66T
MF 10	0.50	8.0	57	12	8.0	3		FIGMET68N	FIGMET68T
MF 10 MF 12	0.75	8.0	57	12	8.0	3	4	FIGMET70N	FIGMET70T
MF 10 MF 12	1.00	8.0	57	12	8.0	3	4	FIGMET72N	FIGMET72T
MF 10 MF 12	1.25	8.0	57	12	8.0	3	4	FIGMET74N	FIGMET74T
M 10 M 11 MF 12	1.50	8.0	57	12	8.0	3	4	FIGMET76N	FIGMET76T
M 12	1.75	8.0	57	12	8.0	3	4	FIGMET78N	FIGMET78T
MF 12	0.50	10.0	70	15	10.0	4		FIGMET80N	FIGMET80T
M 12	1.00	10.0	70	15	10.0	4	5	FIGMET82N	FIGMET82T
MF 14	1.25	10.0	70	15	10.0	4	5	FIGMET84N	FIGMET84T
MF 14	1.50	10.0	70	15	10.0	4	5	FIGMET86N	FIGMET86T
M 14	2.00	10.0	70	15	10.0	4	5	FIGMET88N	FIGMET88T
MF 14	0.50	12.0	70	18	12.0	4		FIGMET90N	FIGMET90T
MF 14	1.00	12.0	70	18	12.0	4	5	FIGMET92N	FIGMET92T
MF 16	1.50	12.0	70	18	12.0	4	5	FIGMET94N	FIGMET94T
M 16	2.00	12.0	70	18	12.0	4	5	FIGMET96N	FIGMET96T
MF 16	1.00	14.0	86	21	14.0	4	5	FIGMET98N	FIGMET98T
MF 18	1.50	14.0	86	21	14.0	4	5	FIGMET100N	FIGMET100T
MF 18	2.00	14.0	86	21	14.0	4	5	FIGMET102N	FIGMET102T
M 18	2.50	14.0	86	21	14.0	4	5	FIGMET104N	FIGMET104T
MF 18 MF 20	1.00	16.0	84	24	16.0	5	6	FIGMET106N	FIGMET106T
MF 20 MF 22	1.50	16.0	84	24	16.0	5	6	FIGMET108N	FIGMET108T
MF 20 MF 22	2.00	16.0	84	24	16.0	5	6	FIGMET110N	FIGMET110T
M 20 M 22	2.50	16.0	84	24	16.0	5	6	FIGMET112N	FIGMET112T
MF 22>	1.00	20.0	100	30	20.0	5	6	FIGMET114N	FIGMET114T
MF 24>	1.50	20.0	100	30	20.0	5	6	FIGMET116N	FIGMET116T
MF 24>	2.00	20.0	100	30	20.0	5	6	FIGMET118N	FIGMET118T
MF 24>	3.00	20.0	100	30	20.0	5	6	FIGMET120N	FIGMET120T
M 30 M 33	3.50	25.0	135	58	25.0	5		FIGMET122N	FIGMET122T
M 36 ≥ M 42	4.00	25.0	135	58	25.0	5		FIGMET124N	FIGMET124T



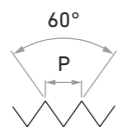
ELICA DX - RH HELIX	ELICA DX - RH HELIX	ELICA DX - RH HELIX	ELICA DX - RH HELIX	ELICA DX - RH HELIX
Uncoated ≤45 Hrc	Coated TNF ≤45 Hrc	Uncoated ≤45 Hrc	Coated TNF ≤45 Hrc	Coated LTM ≥45Hrc ≤60Hrc
P1.1-P5.1 K1.1-K4.2 S1.1-S1.3 N1.1-N1.5 N2.1-N2.6 N3.1-N4.2	P1.1-P5.1 M1.1-M4.1 N1.1-N5.2 S1.1-S2.6 H1.1-H1.2	P1.1-P5.1 K1.1-K4.2 S1.1-S1.3 N1.1-N1.5 N2.1-N2.6 N3.1-N4.2	P1.1-P5.1 M1.1-M4.1 N1.1-N5.2 S1.1-S2.6 H1.1-H1.2	N2.7-N2.8 H1.3-H1.5

FIGMET52NF	FIGMET52F			FIGMET50TX
FIGMET54NF	FIGMET54F			
FIGMET56NF	FIGMET56F			FIGMET52TX
FIGMET58NF	FIGMET58F			FIGMET54TX
FIGMET60NF	FIGMET60F			
FIGMET62NF	FIGMET62F	FIGMET62NG	FIGMET62TG	FIGMET56TX
FIGMET64NF	FIGMET64F	FIGMET64NG	FIGMET64TG	FIGMET58TX
FIGMET66NF	FIGMET66F	FIGMET66NG	FIGMET66TG	FIGMET60TX
FIGMET68NF	FIGMET68F			
FIGMET70NF	FIGMET70F	FIGMET70NG	FIGMET70TG	FIGMET62TX
FIGMET72NF	FIGMET72F	FIGMET72NG	FIGMET72TG	FIGMET64TX
FIGMET74NF	FIGMET74F	FIGMET74NG	FIGMET74TG	FIGMET66TX
FIGMET76NF	FIGMET76F	FIGMET78NG	FIGMET78TG	FIGMET68TX
FIGMET78NF	FIGMET78F	FIGMET78NG	FIGMET78TG	FIGMET70TX
FIGMET80NF	FIGMET80F			
FIGMET82NF	FIGMET82F	FIGMET82NG	FIGMET82TG	FIGMET72TX
FIGMET84NF	FIGMET84F	FIGMET84NG	FIGMET84TG	FIGMET74TX
FIGMET86NF	FIGMET86F	FIGMET86NG	FIGMET86TG	FIGMET76TX
FIGMET88NF	FIGMET88F	FIGMET88NG	FIGMET88TG	FIGMET78TX
FIGMET90NF	FIGMET90F			
FIGMET92NF	FIGMET92F	FIGMET92NG	FIGMET92TG	FIGMET80TX
FIGMET94NF	FIGMET94F	FIGMET94NG	FIGMET94TG	FIGMET82TX
FIGMET96NF	FIGMET96F	FIGMET96NG	FIGMET96TG	FIGMET84TX
FIGMET98NF	FIGMET98F	FIGMET98NG	FIGMET98TG	FIGMET86TX
FIGMET100NF	FIGMET100F	FIGMET100NG	FIGMET100TG	FIGMET88TX
FIGMET102NF	FIGMET102F	FIGMET102NG	FIGMET102TG	FIGMET90TX
FIGMET104NF	FIGMET104F	FIGMET104NG	FIGMET104TG	FIGMET92TX
FIGMET106NF	FIGMET106F	FIGMET106NG	FIGMET106TG	FIGMET94TX
FIGMET108NF	FIGMET108F	FIGMET108NG	FIGMET108TG	FIGMET96TX
FIGMET110NF	FIGMET110F	FIGMET110NG	FIGMET110TG	FIGMET98TX
FIGMET112NF	FIGMET112F	FIGMET111NG	FIGMET111TG	FIGMET100TX
FIGMET114NF	FIGMET114F	FIGMET114NG	FIGMET114TG	FIGMET102TX
FIGMET116NF	FIGMET116F	FIGMET116NG	FIGMET116TG	FIGMET104TX
FIGMET118NF	FIGMET118F	FIGMET118NG	FIGMET118TG	FIGMET106TX
FIGMET120NF	FIGMET120F	FIGMET120NG	FIGMET120TG	FIGMET108TX
FIGMET122NF	FIGMET122F			
FIGMET124NF	FIGMET124F			

INTERNAL 2xD

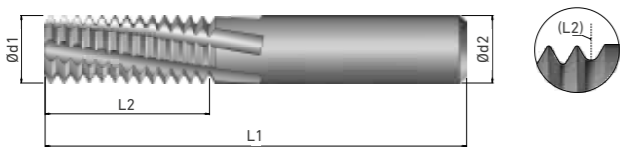
M, MF

DIN13



VHM e8 2xD
 R 10° R9°-R11° RH-LH
 DIN 6535 HA
 INTERNO INTERNAL


ESECUZIONI SPECIALI A DISEGNO
 CUSTOMIZED DESIGN ON REQUEST



DATI TECNICI
 TECHNICAL DATA

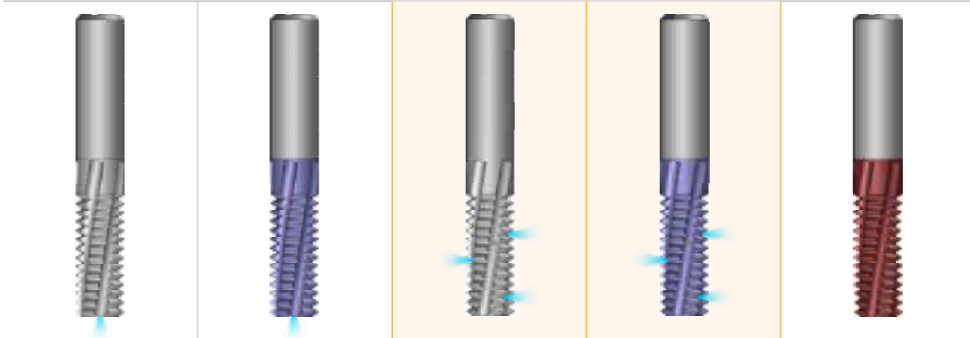
TRATTAMENTO SUPERFICIALE
 SURFACE TREATMENT

MATERIALI LAVORABILI
 WORKING MATERIALS
 page 4D - 3



ELICA DX - RH HELIX	ELICA DX - RH HELIX
Uncoated ≤45 Hrc	Coated TNF ≤45 Hrc
P1.1-P5.1 K1.1-K4.2 S1.1-S1.3 N1.1-N1.5 N2.1-N2.6 N3.1-N4.2	P1.1-P5.1 S1.1-S2.6 N1.1-N5.2 M1.1-M4.1 H1.1-H1.2

Filetto - Thread	Pitch mm	d1	L1	L2	d2	Z	Z type TX	FIGMET03N	FIGMET03T
M 4	0.7	3.1	54	8	6.0	3		FIGMET03N	FIGMET03T
M 5	0.80	4.0	54	12	6.0	3	4	FIGMET00N	FIGMET00T
MF 6	0.50	4.5	54	12	6.0	3		FIGMET27N	FIGMET27T
MF 6	0.75	4.5	54	12	6.0	3	4	FIGMET01N	FIGMET01T
M 6 M7	1.00	4.5	54	12	6.0	3	4	FIGMET02N	FIGMET02T
MF 8	0.50	6.0	54	12	6.0	3		FIGMET07N	FIGMET07T
MF 8	0.75	6.0	54	15	6.0	3	4	FIGMET04N	FIGMET04T
MF 8	1.00	6.0	54	15	6.0	3	4	FIGMET05N	FIGMET05T
M 8	1.25	6.0	54	15	6.0	3	4	FIGMET06N	FIGMET06T
MF 10	0.50	8.0	65	20	8.0	3		FIGMET13N	FIGMET13T
MF 10 MF12	0.75	8.0	65	20	8.0	3	4	FIGMET08N	FIGMET08T
MF 10 MF 12	1.00	8.0	65	20	8.0	3	4	FIGMET09N	FIGMET09T
MF 10 MF 12	1.25	8.0	65	20	8.0	3	4	FIGMET10N	FIGMET10T
M 10 M11 MF 12	1.50	8.0	65	20	8.0	3	4	FIGMET11N	FIGMET11T
M 12	1.75	8.0	65	20	8.0	3	4	FIGMET12N	FIGMET12T
MF 12	0.50	10.0	80	25	10.0	4		FIGMET18N	FIGMET18T
M 12	1.00	10.0	80	25	10.0	4	5	FIGMET14N	FIGMET14T
MF 14	1.25	10.0	80	25	10.0	4	5	FIGMET15N	FIGMET15T
MF 14	1.50	10.0	80	25	10.0	4	5	FIGMET16N	FIGMET16T
M 14	2.00	10.0	80	25	10.0	4	5	FIGMET17N	FIGMET17T
MF 14	0.50	12.0	82	30	12.0	4		FIGMET22N	FIGMET22T
MF 14	1.00	12.0	82	30	12.0	4	5	FIGMET19N	FIGMET19T
MF 16	1.50	12.0	82	30	12.0	4	5	FIGMET20N	FIGMET20T
M 16	2.00	12.0	82	30	12.0	4	5	FIGMET21N	FIGMET21T
MF 16	1.00	14.0	100	35	14.0	4	5	FIGMET23N	FIGMET23T
MF 18	1.50	14.0	100	35	14.0	4	5	FIGMET24N	FIGMET24T
MF 18	2.00	14.0	100	35	14.0	4	5	FIGMET25N	FIGMET25T
M 18	2.50	14.0	100	35	14.0	4	5	FIGMET26N	FIGMET26T
MF 18 MF 20	1.00	16.0	100	40	16.0	5	6	FIGMET28N	FIGMET28T
MF 20 MF 22	1.50	16.0	100	40	16.0	5	6	FIGMET29N	FIGMET29T
MF 20 MF 22	2.00	16.0	100	40	16.0	5	6	FIGMET30N	FIGMET30T
M 20 M22	2.50	16.0	100	40	16.0	5	6	FIGMET31N	FIGMET31T
MF 22>	1.00	20.0	110	40	20.0	5	6	FIGMET33N	FIGMET33T
MF 24>	1.50	20.0	110	40	20.0	5	6	FIGMET34N	FIGMET34T
MF 24>	2.00	20.0	110	40	20.0	5	6	FIGMET35N	FIGMET35T
MF 24>	3.00	20.0	110	40	20.0	5	6	FIGMET36N	FIGMET36T
M 30 33	3.50	25.0	155	78	25.0	5		FIGMET40N	FIGMET40T
M 36 ≥ M 42	4.00	25.0	155	78	25.0	5		FIGMET38N	FIGMET38T




ELICA DX - RH HELIX	ELICA DX - RH HELIX	ELICA DX - RH HELIX	ELICA DX - RH HELIX	ELICA DX - RH HELIX
Uncoated ≤45 Hrc	Coated TNF ≤45 Hrc	Uncoated ≤45 Hrc	Coated TNF ≤45 Hrc	Coated LTM ≥45Hrc ≤60Hrc
P1.1-P5.1 K1.1-K4.2 S1.1-S1.3 N1.1-N1.5 N2.1-N2.6 N3.1-N4.2	P1.1-P5.1 M1.1-M4.1 N1.1-N5.2 S1.1-S2.6 H1.1-H1.2	P1.1-P5.1 K1.1-K4.2 S1.1-S1.3 N1.1-N1.5 N2.1-N2.6 N3.1-N4.2	P1.1-P5.1 M1.1-M4.1 N1.1-N5.2 S1.1-S2.6 H1.1-H1.2	N2.7-N2.8 H1.3-H1.5

FIGMET00NF	FIGMET00F			FIGMET00TX
FIGMET27NF	FIGMET27F			
FIGMET01NF	FIGMET01F			FIGMET01TX
FIGMET02NF	FIGMET02F			FIGMET02TX
FIGMET07NF	FIGMET07F			
FIGMET04NF	FIGMET04F	FIGMET04NG	FIGMET04TG	FIGMET04TX
FIGMET05NF	FIGMET05F	FIGMET05NG	FIGMET05TG	FIGMET05TX
FIGMET06NF	FIGMET06F	FIGMET06NG	FIGMET06TG	FIGMET06TX
FIGMET13NF	FIGMET13F			
FIGMET08NF	FIGMET08F	FIGMET08NG	FIGMET08TG	FIGMET08TX
FIGMET09NF	FIGMET09F	FIGMET09NG	FIGMET09TG	FIGMET09TX
FIGMET10NF	FIGMET10F	FIGMET10NG	FIGMET10TG	FIGMET10TX
FIGMET11NF	FIGMET11F	FIGMET11NG	FIGMET11TG	FIGMET11TX
FIGMET12NF	FIGMET12F	FIGMET12NG	FIGMET12TG	FIGMET12TX
FIGMET18NF	FIGMET18F			
FIGMET14NF	FIGMET14F	FIGMET14NG	FIGMET14TG	FIGMET14TX
FIGMET15NF	FIGMET15F	FIGMET15NG	FIGMET15TG	FIGMET15TX
FIGMET16NF	FIGMET16F	FIGMET16NG	FIGMET16TG	FIGMET16TX
FIGMET17NF	FIGMET17F	FIGMET17NG	FIGMET17TG	FIGMET17TX
FIGMET22NF	FIGMET22F			
FIGMET19NF	FIGMET19F	FIGMET19NG	FIGMET19TG	FIGMET19TX
FIGMET20NF	FIGMET20F	FIGMET20NG	FIGMET20TG	FIGMET20TX
FIGMET21NF	FIGMET21F	FIGMET21NG	FIGMET21TG	FIGMET21TX
FIGMET23NF	FIGMET23F	FIGMET23NG	FIGMET23TG	FIGMET23TX
FIGMET24NF	FIGMET24F	FIGMET24NG	FIGMET24TG	FIGMET24TX
FIGMET25NF	FIGMET25F	FIGMET25NG	FIGMET25TG	FIGMET25TX
FIGMET26NF	FIGMET26F	FIGMET26NG	FIGMET26TG	FIGMET26TX
FIGMET28NF	FIGMET28F	FIGMET28NG	FIGMET28TG	FIGMET28TX
FIGMET29NF	FIGMET29F	FIGMET29NG	FIGMET29TG	FIGMET29TX
FIGMET30NF	FIGMET30F	FIGMET30NG	FIGMET30TG	FIGMET30TX
FIGMET31NF	FIGMET31F	FIGMET31NG	FIGMET31TG	FIGMET31TX
FIGMET33NF	FIGMET33F	FIGMET33NG	FIGMET33TG	FIGMET33TX
FIGMET34NF	FIGMET34F	FIGMET34NG	FIGMET34TG	FIGMET34TX
FIGMET35NF	FIGMET35F	FIGMET35NG	FIGMET35TG	FIGMET35TX
FIGMET36NF	FIGMET36F	FIGMET36NG	FIGMET36TG	FIGMET36TX
FIGMET40NF	FIGMET40F			
FIGMET38NF	FIGMET38F			

INTERNAL 1,5xD UNC, UNF

ASME B1.1

ESECUZIONI SPECIALI A DISEGNO
CUSTOMIZED DESIGN ON REQUEST



VHM e8 1,5xD
R 10° R9°-R11° RH-LH
DIN 6535 HA
INTERNO INTERNAL

ELICA DX - RH HELIX	ELICA DX - RH HELIX	ELICA DX - RH HELIX
TRATTAMENTO SUPERFICIALE SURFACE TREATMENT	Uncoated ≤45 Hrc	Coated TNF ≤45 Hrc
MATERIALI LAVORABILI WORKING MATERIALS page 4D - 3	P1.1-P5.1 K1.1-K4.2 S1.1-S1.3 N1.1-N1.5 N2.1-N2.6 N3.1-N4.2	P1.1-P5.1 S1.1-S2.6 N1.1-N5.2 M1.1-M4.1 H1.1-H1.2
DATI TECNICI TECHNICAL DATA		

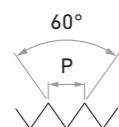
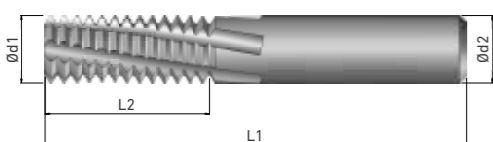
Filetto - Thread	(TPI)	d1	L1	L2	d2	Z	FIGUNC50N	FIGUNC50T
1/4" UNC	20	4.5	49	7	6.0	3	FIGUNC50N	FIGUNC50T
1/4" UNF	28	4.5	49	7	6.0	3	FIGUNC52N	FIGUNC52T
5/16" UNC	18	5.5	48	9	6.0	3	FIGUNC54N	FIGUNC54T
5/16" UNF	24	5.5	48	9	6.0	3	FIGUNC56N	FIGUNC56T
3/8" UNC	16	7.5	57	12	8.0	3	FIGUNC58N	FIGUNC58T
7/16" UNC	14	8.0	57	12	8.0	3	FIGUNC60N	FIGUNC60T
7/16" UNF	20	8.0	57	12	8.0	3	FIGUNC62N	FIGUNC62T
3/8" UNF	24	8.0	57	12	8.0	3	FIGUNC64N	FIGUNC64T
9/16" UNC	12	10.0	70	15	10.0	4	FIGUNC66N	FIGUNC66T
1/2" UNC	13	10.0	70	15	10.0	4	FIGUNC68N	FIGUNC68T
5/8" UNF 9/16" UNF	18	10.0	70	15	10.0	4	FIGUNC70N	FIGUNC70T
1/2" UNF	20	10.0	70	15	10.0	4	FIGUNC72N	FIGUNC72T
5/8" UNF 9/16" UNF	18	12.0	70	18	12.0	4	FIGUNC74N	FIGUNC74T
5/8" UNC	11	12.0	70	18	12.0	4	FIGUNC76N	FIGUNC76T
3/4" UNF	16	15.5	84	24	16.0	5	FIGUNC78N	FIGUNC78T
3/4" UNC	10	15.5	84	24	16.0	5	FIGUNC80N	FIGUNC80T
7/8" UNF	14	15.5	84	24	16.0	5	FIGUNC82N	FIGUNC82T
7/8" UNC	9	18.0	97	27	18.0	5	FIGUNC84N	FIGUNC84T
7/8" UNF	14	18.0	97	27	18.0	5	FIGUNC86N	FIGUNC86T
1" UNC	8	20.0	100	30	20.0	5	FIGUNC88N	FIGUNC88T
1" UNF	12	20.0	100	30	20.0	5	FIGUNC90N	FIGUNC90T

ELICA DX - RH HELIX	ELICA DX - RH HELIX	ELICA DX - RH HELIX	ELICA DX - RH HELIX
Uncoated ≤45 Hrc	Coated TNF ≤45 Hrc	Uncoated ≤45 Hrc	Coated TNF ≤45 Hrc
P1.1-P5.1 K1.1-K4.2 S1.1-S1.3 N1.1-N1.5 N2.1-N2.6 N3.1-N4.2	P1.1-P5.1 M1.1-M4.1 N1.1-N5.2 S1.1-S2.6 H1.1-H1.2	P1.1-P5.1 K1.1-K4.2 S1.1-S1.3 N1.1-N1.5 N2.1-N2.6 N3.1-N4.2	P1.1-P5.1 M1.1-M4.1 N1.1-N5.2 S1.1-S2.6 H1.1-H1.2
FIGUNC50NF	FIGUNC50F	FIGUNC54NG	FIGUNC54TG
FIGUNC52NF	FIGUNC52F		
FIGUNC54NF	FIGUNC54F		
FIGUNC56NF	FIGUNC56F	FIGUNC56NG	FIGUNC56TG
FIGUNC58NF	FIGUNC58F	FIGUNC58NG	FIGUNC58TG
FIGUNC60NF	FIGUNC60F	FIGUNC60NG	FIGUNC60TG
FIGUNC62NF	FIGUNC62F	FIGUNC62NG	FIGUNC62TG
FIGUNC64NF	FIGUNC64F	FIGUNC64NG	FIGUNC64TG
FIGUNC66NF	FIGUNC66F	FIGUNC66NG	FIGUNC66TG
FIGUNC68NF	FIGUNC68F	FIGUNC68NG	FIGUNC68TG
FIGUNC70NF	FIGUNC70F	FIGUNC70NG	FIGUNC70TG
FIGUNC72NF	FIGUNC72F	FIGUNC72NG	FIGUNC72TG
FIGUNC74NF	FIGUNC74F	FIGUNC74NG	FIGUNC74TG
FIGUNC76NF	FIGUNC76F	FIGUNC76NG	FIGUNC76TG
FIGUNC78NF	FIGUNC78F	FIGUNC78NG	FIGUNC78TG
FIGUNC80NF	FIGUNC80F	FIGUNC80NG	FIGUNC80TG
FIGUNC82NF	FIGUNC82F	FIGUNC82NG	FIGUNC82TG
FIGUNC84NF	FIGUNC84F	FIGUNC84NG	FIGUNC84TG
FIGUNC86NF	FIGUNC86F	FIGUNC86NG	FIGUNC86TG
FIGUNC88NF	FIGUNC88F	FIGUNC88NG	FIGUNC88TG
FIGUNC90NF	FIGUNC90F	FIGUNC90NG	FIGUNC90TG

INTERNAL 2xD UNC, UNF

ASME B1.1

ESECUZIONI SPECIALI A DISEGNO
CUSTOMIZED DESIGN ON REQUEST



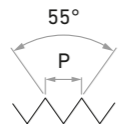
VHM e8 2xD
R 10° R9°-R11° RH-LH
DIN 6535 HA
INTERNO INTERNAL

	ELICA DX - RH HELIX	ELICA DX - RH HELIX
TRATTAMENTO SUPERFICIALE SURFACE TREATMENT	Uncoated ≤45 Hrc	Coated TNF ≤45 Hrc
MATERIALI LAVORABILI WORKING MATERIALS page 4D - 3	P1.1-P5.1 K1.1-K4.2 S1.1-S1.3 N1.1-N1.5 N2.1-N2.6 N3.1-N4.2	P1.1-P5.1 S1.1-S2.6 N1.1-N5.2 M1.1-M4.1 H1.1-H1.2
DATI TECNICI TECHNICAL DATA		

Filetto - Thread	(TPI)	d1	L1	L2	d2	Z		
1/4" UNC	20	4.5	54	12	6.0	3	FIGUNC01N	FIGUNC01T
1/4" UNF	28	4.5	54	12	6.0	3	FIGUNC03N	FIGUNC03T
5/16" UNC	18	5.5	54	15	6.0	3	FIGUNC07N	FIGUNC07T
5/16" UNF	24	5.5	54	15	6.0	3	FIGUNC09N	FIGUNC09T
3/8" UNC	16	7.5	65	20	8.0	3	FIGUNC05N	FIGUNC05T
7/16" UNC	14	8.0	65	20	8.0	3	FIGUNC11N	FIGUNC11T
7/16" UNF	20	8.0	65	20	8.0	3	FIGUNC13N	FIGUNC13T
3/8" UNF	24	8.0	65	20	8.0	3	FIGUNC15N	FIGUNC15T
9/16" UNC	12	10.0	80	25	10.0	4	FIGUNC17N	FIGUNC17T
1/2" UNC	13	10.0	80	25	10.0	4	FIGUNC19N	FIGUNC19T
5/8" UNF 9/16" UNF	18	10.0	80	25	10.0	4	FIGUNC21N	FIGUNC21T
1/2" UNF	20	10.0	80	25	10.0	4	FIGUNC23N	FIGUNC23T
5/8" UNF 9/16" UNF	18	12.0	82	30	12.0	4	FIGUNC25N	FIGUNC25T
5/8" UNC	11	12.0	82	30	12.0	4	FIGUNC27N	FIGUNC27T
3/4" UNF	16	15.5	100	40	16.0	5	FIGUNC29N	FIGUNC29T
3/4" UNC	10	15.5	100	40	16.0	5	FIGUNC31N	FIGUNC31T
7/8" UNF	14	15.5	100	40	16.0	5	FIGUNC33N	FIGUNC33T
7/8" UNC	9	18.0	110	40	18.0	5	FIGUNC35N	FIGUNC35T
7/8" UNF	14	18.0	110	40	18.0	5	FIGUNC37N	FIGUNC37T
1" UNC	8	20.0	110	40	20.0	5	FIGUNC39N	FIGUNC39T
1" UNF	12	20.0	110	40	20.0	5	FIGUNC41N	FIGUNC41T

ELICA DX - RH HELIX	ELICA DX - RH HELIX	ELICA DX - RH HELIX	ELICA DX - RH HELIX
Uncoated ≤45 Hrc	Coated TNF ≤45 Hrc	Uncoated ≤45 Hrc	Coated TNF ≤45 Hrc
P1.1-P5.1 K1.1-K4.2 S1.1-S1.3 N1.1-N1.5 N2.1-N2.6 N3.1-N4.2	P1.1-P5.1 M1.1-M4.1 N1.1-N5.2 S1.1-S2.6 H1.1-H1.2	P1.1-P5.1 K1.1-K4.2 S1.1-S1.3 N1.1-N1.5 N2.1-N2.6 N3.1-N4.2	P1.1-P5.1 M1.1-M4.1 N1.1-N5.2 S1.1-S2.6 H1.1-H1.2
FIGUNC01NF	FIGUNC01F		
FIGUNC03NF	FIGUNC03F		
FIGUNC07NF	FIGUNC07F	FIGUNC07NG	FIGUNC07TG
FIGUNC09NF	FIGUNC09F	FIGUNC09NG	FIGUNC09TG
FIGUNC05NF	FIGUNC05F	FIGUNC05NG	FIGUNC05TG
FIGUNC11NF	FIGUNC11F	FIGUNC11NG	FIGUNC11TG
FIGUNC13NF	FIGUNC13F	FIGUNC13NG	FIGUNC13TG
FIGUNC15NF	FIGUNC15F	FIGUNC15NG	FIGUNC15TG
FIGUNC17NF	FIGUNC17F	FIGUNC17NG	FIGUNC17TG
FIGUNC19NF	FIGUNC19F	FIGUNC19NG	FIGUNC19TG
FIGUNC21NF	FIGUNC21F	FIGUNC21NG	FIGUNC21TG
FIGUNC23NF	FIGUNC23F	FIGUNC23NG	FIGUNC23TG
FIGUNC25NF	FIGUNC25F	FIGUNC25NG	FIGUNC25TG
FIGUNC27NF	FIGUNC27F	FIGUNC27NG	FIGUNC27TG
FIGUNC29NF	FIGUNC29F	FIGUNC29NG	FIGUNC29TG
FIGUNC31NF	FIGUNC31F	FIGUNC31NG	FIGUNC31TG
FIGUNC33NF	FIGUNC33F	FIGUNC33NG	FIGUNC33TG
FIGUNC35NF	FIGUNC35F	FIGUNC35NG	FIGUNC35TG
FIGUNC37NF	FIGUNC37F	FIGUNC37NG	FIGUNC37TG
FIGUNC39NF	FIGUNC39F	FIGUNC39NG	FIGUNC39TG
FIGUNC41NF	FIGUNC41F	FIGUNC41NG	FIGUNC41TG

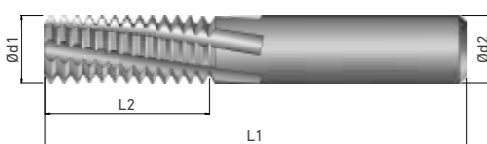
INT/EXT 1,5xD



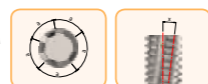
G_(BSP), RP_(BSPP), W

DIN EN ISO 228, DIN EN 10226-1, ISO 7/1, BS 84

ESECUZIONI SPECIALI A DISEGNO
CUSTOMIZED DESIGN ON REQUEST



DATI TECNICI
TECHNICAL DATA

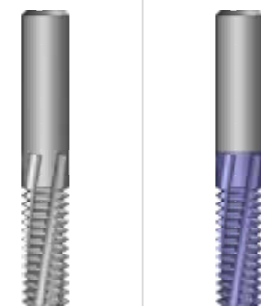


MATERIALI LAVORABILI
WORKING MATERIALS
page 4D • 3

Uncoated ≤45 Hrc	Coated TNF ≤45 Hrc
P1.1-P5.1	P1.1-P5.1
K1.1-K4.2	S1.1-S2.6
S1.1-S1.3	N1.1-N5.2
N1.1-N1.5	M1.1-M4.1
N2.1-N2.6	H1.1-H1.2
N3.1-N4.2	

Filetto - Thread	(TPI)	d1	L1	L2	d2	Z	FIGGAW15N	FIGGAW15T
1/8" BSP	28	8.0	57	12	8.0	3	FIGGAW15N	FIGGAW15T
1/4" BSP	19	10.0	70	15	10.0	4	FIGGAW17N	FIGGAW17T
3/8" BSP	19	14.0	86	21	14.0	4	FIGGAW19N	FIGGAW19T
1/2" BSP	14	16.0	84	24	16.0	5	FIGGAW21N	FIGGAW21T
5/8" BSP 3/4" BSP 7/8" BSP	14	20.0	100	30	20.0	5	FIGGAW23N	FIGGAW23T
1" > BSP	11	20.0	100	30	20.0	5	FIGGAW25N	FIGGAW25T

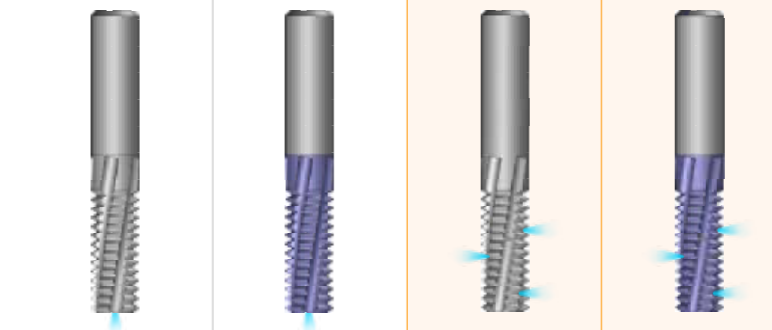
- VHM
- e8
- 1,5xD
- R 10°
- R9°-R11°
- RH-LH
- DIN 6535 HA
- INTERNO INTERNAL
- ESTERNO EXTERNAL



ELICA DX - RH HELIX



TRATTAMENTO SUPERFICIALE
SURFACE TREATMENT



ELICA DX - RH HELIX

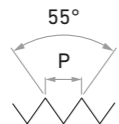


TRATTAMENTO SUPERFICIALE
SURFACE TREATMENT

Uncoated ≤45 Hrc	Coated TNF ≤45 Hrc	Uncoated ≤45 Hrc	Coated TNF ≤45 Hrc
P1.1-P5.1	P1.1-P5.1	P1.1-P5.1	P1.1-P5.1
K1.1-K4.2	M1.1-M4.1	K1.1-K4.2	M1.1-M4.1
S1.1-S1.3	N1.1-N5.2	S1.1-S1.3	N1.1-N5.2
N1.1-N1.5	M1.1-M4.1	N1.1-N1.5	S1.1-S2.6
N2.1-N2.6	H1.1-H1.2	N2.1-N2.6	H1.1-H1.2
N3.1-N4.2		N3.1-N4.2	

FIGGAW15NF	FIGGAW15F	FIGGAW15NG	FIGGAW15TG
FIGGAW17NF	FIGGAW17F	FIGGAW17NG	FIGGAW17TG
FIGGAW19NF	FIGGAW19F	FIGGAW19NG	FIGGAW19TG
FIGGAW21NF	FIGGAW21F	FIGGAW21NG	FIGGAW21TG
FIGGAW23NF	FIGGAW23F	FIGGAW23NG	FIGGAW23TG
FIGGAW25NF	FIGGAW25F	FIGGAW25NG	FIGGAW25TG

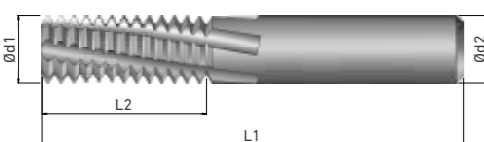
INT/EXT 2xD



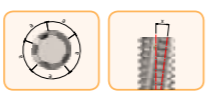
G_(BSP), RP_(BSPP), W

DIN EN ISO 228, DIN EN 10226-1, ISO 7/1, BS 84

ESECUZIONI SPECIALI A DISEGNO
CUSTOMIZED DESIGN ON REQUEST



DATI TECNICI
TECHNICAL DATA



MATERIALI LAVORABILI
WORKING MATERIALS
page 4D • 3

TRATTAMENTO SUPERFICIALE
SURFACE TREATMENT

INTERNO
INTERNAL

DIN 6535
HA

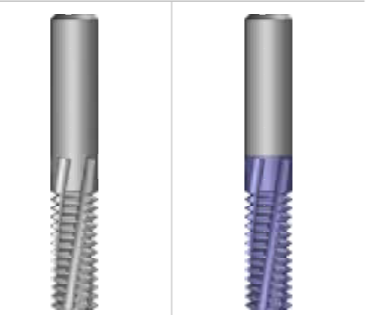
RH-LH

2xD

e8

R 10°

VHM



ELICA DX - RH HELIX

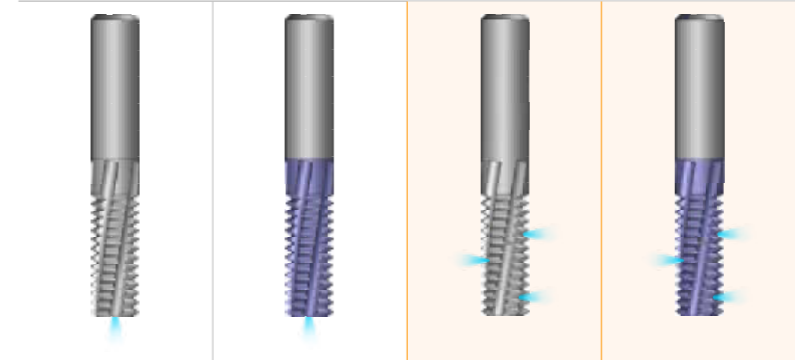


Uncoated
≤45 Hrc

- P1.1-P5.1
- K1.1-K4.2
- N1.1-N1.5
- N2.1-N2.6
- N3.1-N4.2
- S1.1-S1.3

FIGGAW01N	FIGGAW01T
FIGGAW03N	FIGGAW03T
FIGGAW05N	FIGGAW05T
FIGGAW07N	FIGGAW07T
FIGGAW09N	FIGGAW09T
FIGGAW11N	FIGGAW11T

Filetto - Thread	(TPI)	d1	L1	L2	d2	Z
1/8" BSP	28	8.0	65	20	8.0	3
1/4" BSP	19	10.0	80	25	10.0	4
3/8" BSP	19	14.0	100	35	14.0	4
1/2" BSP	14	16.0	100	40	16.0	5
5/8" BSP 3/4" BSP 7/8" BSP	14	20.0	110	40	20.0	5
1" > BSP	11	20.0	110	40	20.0	5



ELICA DX - RH HELIX

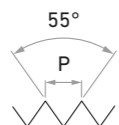


Uncoated
≤45 Hrc

- P1.1-P5.1
- K1.1-K4.2
- N1.1-N1.5
- N2.1-N2.6
- N3.1-N4.2
- S1.1-S1.3

FIGGAW01NF	FIGGAW01F	FIGGAW01NG	FIGGAW01TG
FIGGAW03NF	FIGGAW03F	FIGGAW03NG	FIGGAW03TG
FIGGAW05NF	FIGGAW05F	FIGGAW05NG	FIGGAW05TG
FIGGAW07NF	FIGGAW07F	FIGGAW07NG	FIGGAW07TG
FIGGAW09NF	FIGGAW09F	FIGGAW09NG	FIGGAW09TG
FIGGAW11NF	FIGGAW11F	FIGGAW11NG	FIGGAW11TG

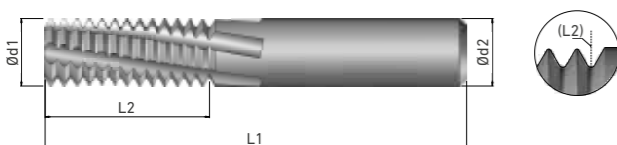
INT/EXT 2xD



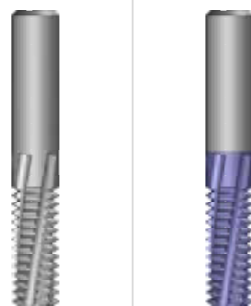
BSW, BSF

B.S.84:1956, DIN 259, ISO228/1:1982

ESECUZIONI SPECIALI A DISEGNO
CUSTOMIZED DESIGN ON REQUEST

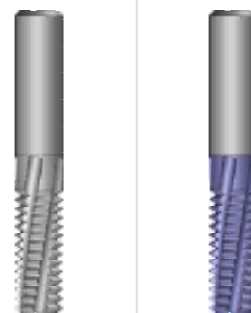


VHM e8 2xD
R 10° RH-LH
DIN 6535 HA
INTERNO INTERNAL ESTERNO EXTERNAL



	ELICA DX - RH HELIX	ELICA DX - RH HELIX
TRATTAMENTO SUPERFICIALE SURFACE TREATMENT	Uncoated ≤45 Hrc	Coated TNF ≤45 Hrc
MATERIALI LAVORABILI WORKING MATERIALS page 4D - 3	P1.1-P5.1 K1.1-K4.2 N1.1-N1.5 N2.1-N2.6 N3.1-N4.2 S1.1-S1.3	P1.1-P5.1 M1.1-M4.1 N1.1-N5.2 S1.1-S2.6 H1.1-H1.2

Filetto - Thread	(TPI)	d1	L1	L2	d2	Z		
1/4"BSF	26	5.00	57	12.7	6.0	3	FIGBSW01N	FIGBSW01T
5/16"BSF	22	6.35	61	16.2	8.0	3	FIGBSW03N	FIGBSW03T
1/4"BSW 3/8"BSF	20	4.45	57	12.7	6.0	3	FIGBSW05N	FIGBSW05T
3/8"BSF	20	7.65	61	19.0	8.0	3	FIGBSW07N	FIGBSW07T
5/16"BSW 7/16"BSF	18	5.85	57	15.5	6.0	3	FIGBSW09N	FIGBSW09T
7/16"BSF	18	9.20	73	22.6	10.0	3	FIGBSW11N	FIGBSW11T
3/8"BSW 1/2"BSF 9/16"BSF	16	7.20	61	19.0	8.0	3	FIGBSW13N	FIGBSW13T
1/2"BSF 9/16"BSF	16	10.50	80	25.4	12.0	4	FIGBSW15N	FIGBSW15T
9/16"BSF	16	12.15	92	28.6	14.0	4	FIGBSW17N	FIGBSW17T
7/16"BSW 5/8"BSF 11/16"BSF	14	8.50	73	21.8	10.0	3	FIGBSW19N	FIGBSW19T
5/8"BSF 11/16"BSF	14	13.40	92	30.8	14.0	4	FIGBSW21N	FIGBSW21T
11/16"BSF	14	15.00	92	34.5	16.0	4	FIGBSW23N	FIGBSW23T
1/2"BSW 3/4"BSF	12	9.65	73	25.4	10.0	3	FIGBSW25N	FIGBSW25T
9/16"BSW 3/4"BSF	12	11.25	80	27.5	12.0	4	FIGBSW27N	FIGBSW27T
3/4"BSF	12	16.20	102	38.1	18.0	4	FIGBSW29N	FIGBSW29T
5/8"BSW 7/8"BSF	11	12.60	92	32.3	14.0	4	FIGBSW31N	FIGBSW31T
11/16"BSW	11	14.20	92	34.6	16.0	4	FIGBSW33N	FIGBSW33T



	ELICA DX - RH HELIX	ELICA DX - RH HELIX
TRATTAMENTO SUPERFICIALE SURFACE TREATMENT	Uncoated ≤45 Hrc	Coated TNF ≤45 Hrc
MATERIALI LAVORABILI WORKING MATERIALS page 4D - 3	P1.1-P5.1 K1.1-K4.2 N1.1-N1.5 N2.1-N2.6 N3.1-N4.2 S1.1-S1.3	P1.1-P5.1 M1.1-M4.1 N1.1-N5.2 S1.1-S2.6 H1.1-H1.2

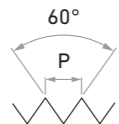
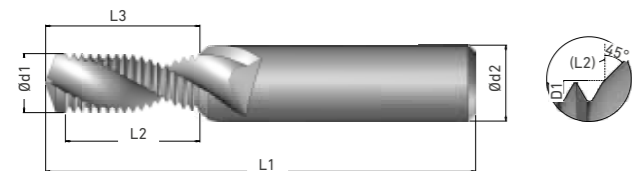
FIGBSW01NF	FIGBSW01F
FIGBSW03NF	FIGBSW03F
FIGBSW05NF	FIGBSW05F
FIGBSW07NF	FIGBSW07F
FIGBSW09NF	FIGBSW09F
FIGBSW11NF	FIGBSW11F
FIGBSW13NF	FIGBSW13F
FIGBSW15NF	FIGBSW15F
FIGBSW17NF	FIGBSW17F
FIGBSW19NF	FIGBSW19F
FIGBSW21NF	FIGBSW21F
FIGBSW23NF	FIGBSW23F
FIGBSW25NF	FIGBSW25F
FIGBSW27NF	FIGBSW27F
FIGBSW29NF	FIGBSW29F
FIGBSW31NF	FIGBSW31F
FIGBSW33NF	FIGBSW33F

**INTERNAL 1,5xD
THRILLER**

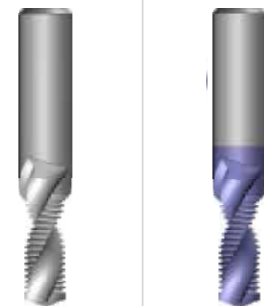
M, MF

DIN 13

ESECUZIONI SPECIALI A DISEGNO
CUSTOMIZED DESIGN ON REQUEST



VHM e8 1,5xD
R 40° RH
DIN 6535 HA
140° INTERNO



ELICA DX - RH HELIX ELICA DX - RH HELIX



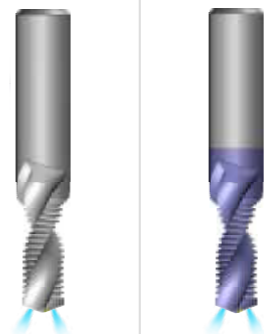
TRATTAMENTO SUPERFICIALE
SURFACE TREATMENT

Uncoated ≤45 Hrc Coated TNF ≤45 Hrc

MATERIALI LAVORABILI
WORKING MATERIALS
page 4D - 4

- P1.1-P5.1 P1.1-P5.1
- K1.1-K4.2 M1.1-M4.1
- N1.1-N1.5 N1.1-N5.2
- N2.1-N2.6 S1.1-S2.6
- N3.1-N4.2 H1.1-H1.2
- S1.1-S1.3

Filetto - Thread	Pitch mm	d1	L1	L2	L3	d2	Z		
MF4	0.50	3.50	49	5.05	7.20	6.0	2	FIGMFF12N	FIGMFF12T
M4	0.70	3.30	49	5.64	6.90	6.0	2	FIGMFF14N	FIGMFF14T
MF5	0.50	4.50	55	7.56	8.90	6.0	2	FIGMFF16N	FIGMFF16T
M5	0.80	4.20	55	7.25	8.85	6.0	2	FIGMFF18N	FIGMFF18T
MF6	0.75	5.25	62	9.07	10.77	8.0	2	FIGMFF20N	FIGMFF20T
M6	1.00	5.00	62	9.06	10.95	8.0	2	FIGMFF22N	FIGMFF22T
MF8	1.00	7.00	74	12.09	14.45	10.0	2	FIGMFF24N	FIGMFF24T
M8	1.25	6.75	74	11.33	13.82	10.0	2	FIGMFF26N	FIGMFF26T
MF10	1.00	9.00	79	15.11	17.75	12.0	2	FIGMFF28N	FIGMFF28T
MF10	1.25	8.75	79	15.11	18.12	12.0	2	FIGMFF30N	FIGMFF30T
M10	1.50	8.50	79	15.90	18.20	12.0	2	FIGMFF32N	FIGMFF32T
MF12	1.00	11.00	89	17.14	20.15	14.0	2	FIGMFF34N	FIGMFF34T
MF12	1.25	10.75	89	18.88	22.22	14.0	2	FIGMFF36N	FIGMFF36T
MF12	1.50	10.50	89	18.12	21.60	14.0	2	FIGMFF38N	FIGMFF38T
M12	1.75	10.25	89	17.61	21.22	14.0	2	FIGMFF40N	FIGMFF40T
M14	2.00	12.00	102	20.12	24.35	16.0	2	FIGMFF42N	FIGMFF42T
MF14	1.50	12.50	102	21.14	24.90	16.0	2	FIGMFF44N	FIGMFF44T
MF16	1.50	14.50	102	24.15	28.40	18.0	2	FIGMFF46N	FIGMFF46T
M16	2.00	14.00	102	24.13	28.75	18.0	2	FIGMFF48N	FIGMFF48T



ELICA DX - RH HELIX ELICA DX - RH HELIX

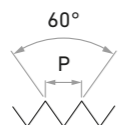


Uncoated ≤45 Hrc Coated TNF ≤45 Hrc

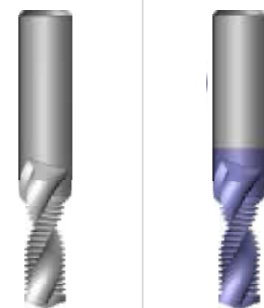
- P1.1-P5.1 P1.1-P5.1
- K1.1-K4.2 M1.1-M4.1
- N1.1-N1.5 N1.1-N5.2
- N2.1-N2.6 S1.1-S2.6
- N3.1-N4.2 H1.1-H1.2
- S1.1-S1.3

FIGMFF12NF	FIGMFF12F
FIGMFF14NF	FIGMFF14F
FIGMFF16NF	FIGMFF16F
FIGMFF18NF	FIGMFF18F
FIGMFF20NF	FIGMFF20F
FIGMFF22NF	FIGMFF22F
FIGMFF24NF	FIGMFF24F
FIGMFF26NF	FIGMFF26F
FIGMFF28NF	FIGMFF28F
FIGMFF30NF	FIGMFF30F
FIGMFF32NF	FIGMFF32F
FIGMFF34NF	FIGMFF34F
FIGMFF36NF	FIGMFF36F
FIGMFF38NF	FIGMFF38F
FIGMFF40NF	FIGMFF40F
FIGMFF42NF	FIGMFF42F
FIGMFF44NF	FIGMFF44F
FIGMFF46NF	FIGMFF46F
FIGMFF48NF	FIGMFF48F


INTERNAL 2xD THRILLER M, MF DIN 13



VHM e8 2xD
R 40° RH
DIN 6535 HA
140° INTERNO



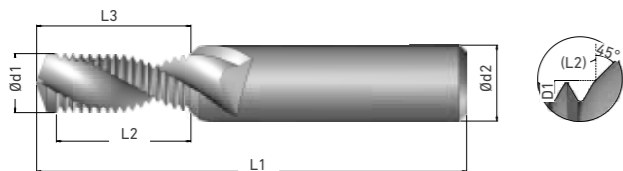
ELICA DX - RH HELIX ELICA DX - RH HELIX



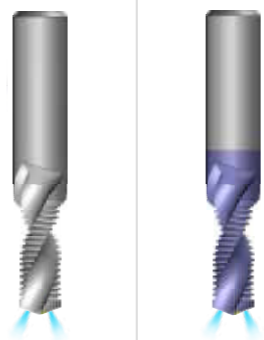
TRATTAMENTO SUPERFICIALE
SURFACE TREATMENT

Uncoated ≤45 Hrc	Coated TNF ≤45 Hrc
P1.1-P5.1	P1.1-P5.1
K1.1-K4.2	M1.1-M4.1
N1.1-N1.5	N1.1-N5.2
N2.1-N2.6	S1.1-S2.6
N3.1-N4.2	H1.1-H1.2
S1.1-S1.3	

MATERIALI LAVORABILI
WORKING MATERIALS
page 4D - 4



Filetto - Thread	Pitch mm	d1	L1	L2	L3	d2	Z		
MF 4	0.50	3.50	55	7.95	9.20	6.0	2	FIGMFF50N	FIGMFF50T
M 4	0.70	3.30	55	7.65	9.00	6.0	2	FIGMFF51N	FIGMFF51T
MF 5	0.50	4.50	55	9.95	11.40	6.0	2	FIGMFF52N	FIGMFF52T
M 5	0.80	4.20	55	9.55	11.25	6.0	2	FIGMFF53N	FIGMFF53T
MF 6	0.75	5.25	62	11.95	13.82	8.0	2	FIGMFF54N	FIGMFF54T
M 6	1.00	5.00	62	12.05	13.95	8.0	2	FIGMFF56N	FIGMFF56T
MF 8	1.00	7.00	74	15.90	18.45	10.0	2	FIGMFF58N	FIGMFF58T
M 8	1.25	6.75	74	15.07	17.52	10.0	2	FIGMFF60N	FIGMFF60T
MF 10	1.00	9.00	79	20.10	22.75	12.0	2	FIGMFF62N	FIGMFF62T
MF 10	1.25	8.75	79	20.10	23.12	12.0	2	FIGMFF64N	FIGMFF64T
M 10	1.50	8.50	79	19.58	22.70	12.0	2	FIGMFF66N	FIGMFF66T
MF 12	1.00	11.00	89	23.90	27.15	14.0	2	FIGMFF68N	FIGMFF68T
MF 12	1.25	10.75	89	23.90	27.22	14.0	2	FIGMFF70N	FIGMFF70T
MF 12	1.50	10.50	89	24.10	27.60	14.0	2	FIGMFF72N	FIGMFF72T
M 12	1.75	10.25	89	22.85	26.47	14.0	2	FIGMFF74N	FIGMFF74T
M 14	2.00	12.00	102	28.11	32.35	16.0	2	FIGMFF75N	FIGMFF75T
MF 14	1.50	12.50	102	27.12	31.00	16.0	2	FIGMFF76N	FIGMFF76T
MF 16	1.50	14.50	102	31.65	35.90	18.0	2	FIGMFF78N	FIGMFF78T
M 16	2.00	14.00	102	32.11	36.75	18.0	2	FIGMFF80N	FIGMFF80T



ELICA DX - RH HELIX ELICA DX - RH HELIX



TRATTAMENTO SUPERFICIALE
SURFACE TREATMENT

Uncoated ≤45 Hrc	Coated TNF ≤45 Hrc
P1.1-P5.1	P1.1-P5.1
K1.1-K4.2	M1.1-M4.1
N1.1-N1.5	N1.1-N5.2
N2.1-N2.6	S1.1-S2.6
N3.1-N4.2	H1.1-H1.2
S1.1-S1.3	

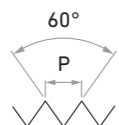
MATERIALI LAVORABILI
WORKING MATERIALS
page 4D - 4

FIGMFF50NF	FIGMFF50F
FIGMFF51NF	FIGMFF51F
FIGMFF52NF	FIGMFF52F
FIGMFF53NF	FIGMFF53F
FIGMFF54NF	FIGMFF54F
FIGMFF56NF	FIGMFF56F
FIGMFF58NF	FIGMFF58F
FIGMFF60NF	FIGMFF60F
FIGMFF62NF	FIGMFF62F
FIGMFF64NF	FIGMFF64F
FIGMFF66NF	FIGMFF66F
FIGMFF68NF	FIGMFF68F
FIGMFF70NF	FIGMFF70F
FIGMFF72NF	FIGMFF72F
FIGMFF74NF	FIGMFF74F
FIGMFF75NF	FIGMFF75F
FIGMFF76NF	FIGMFF76F
FIGMFF78NF	FIGMFF78F
FIGMFF80NF	FIGMFF80F

INTERNAL 2,5xD THRILLER

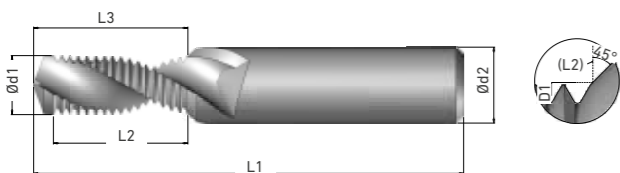
M, MF

DIN 13



VHM e8 2,5xD
R 40° RH
DIN 6535 HA
140° INTERNO

ESECUZIONI SPECIALI A DISEGNO
CUSTOMIZED DESIGN ON REQUEST



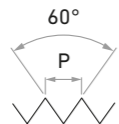
Filetto - Thread	Pitch mm	d1	L1	L2	L3	d2	Z		
M 6	1.00	5.00	65	15.10	16.95	8.0	2	FIGMFF82N	FIGMFF82T
M 8	1.25	6.75	80	20.08	22.52	10.0	2	FIGMFF84N	FIGMFF84T
M 10	1.50	8.50	85	25.59	28.70	12.0	2	FIGMFF86N	FIGMFF86T
M 12	1.75	10.25	95	29.86	33.47	14.0	2	FIGMFF88N	FIGMFF88T
M 14	2.00	12.00	110	36.12	40.35	16.0	2	FIGMFF90N	FIGMFF90T
M 16	2.00	14.00	110	40.13	44.75	18.0	2	FIGMFF92N	FIGMFF92T

	ELICA DX - RH HELIX	ELICA DX - RH HELIX
TRATTAMENTO SUPERFICIALE SURFACE TREATMENT	Uncoated ≤45 Hrc	Coated TNF ≤45 Hrc
MATERIALI LAVORABILI WORKING MATERIALS page 4D - 4	P1.1-P5.1 K1.1-K4.2 N1.1-N1.5 N2.1-N2.6 N3.1-N4.2 S1.1-S1.3	P1.1-P5.1 M1.1-M4.1 N1.1-N5.2 S1.1-S2.6 H1.1-H1.2

	ELICA DX - RH HELIX	ELICA DX - RH HELIX
	Uncoated ≤45 Hrc	Coated TNF ≤45 Hrc
	P1.1-P5.1 K1.1-K4.2 N1.1-N1.5 N2.1-N2.6 N3.1-N4.2 S1.1-S1.3	P1.1-P5.1 M1.1-M4.1 N1.1-N5.2 S1.1-S2.6 H1.1-H1.2

FIGMFF82NF	FIGMFF82F
FIGMFF84NF	FIGMFF84F
FIGMFF86NF	FIGMFF86F
FIGMFF88NF	FIGMFF88F
FIGMFF90NF	FIGMFF90F
FIGMFF92NF	FIGMFF92F

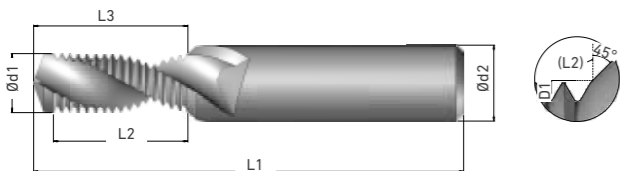
INTERNAL 1,5xD THRILLER



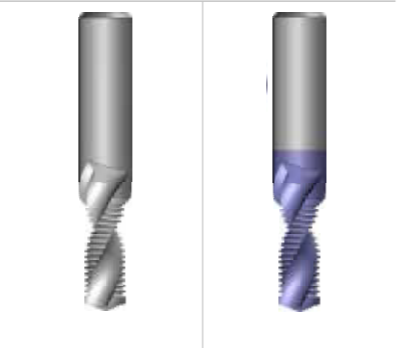
UNC, UNF

ASME B1.1

ESECUZIONI SPECIALI A DISEGNO
CUSTOMIZED DESIGN ON REQUEST

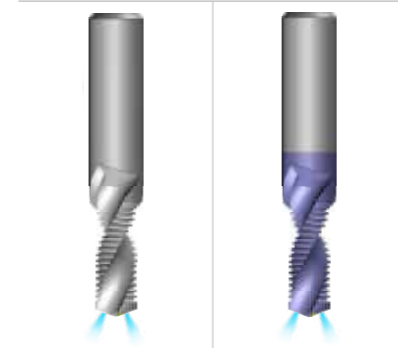


VHM e8 1,5xD
R 40° RH
DIN 6535 HA
140° INTERNO



	ELICA DX - RH HELIX	ELICA DX - RH HELIX
TRATTAMENTO SUPERFICIALE SURFACE TREATMENT	Uncoated ≤45 Hrc	Coated TNF ≤45 Hrc
MATERIALI LAVORABILI WORKING MATERIALS page 4D - 4	P1.1-P5.1 K1.1-K4.2 N1.1-N1.5 N2.1-N2.6 N3.1-N4.2 S1.1-S1.3	P1.1-P5.1 M1.1-M4.1 N1.1-N5.2 S1.1-S2.6 H1.1-H1.2

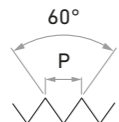
Filetto - Thread	(TPI)	d1	L1	L2	L3	d2	Z		
No. 10 UNF	32	4.10	55	7.24	8.77	6.0	2	FIGUFF12N	FIGUFF12T
No. 10 UNC	24	4.50	62	7.50	9.35	8.0	2	FIGUFF14N	FIGUFF14T
No. 12 UNF	28	4.65	62	8.27	10.02	8.0	2	FIGUFF16N	FIGUFF16T
1/4" UNC	20	5.20	62	8.99	11.27	8.0	2	FIGUFF18N	FIGUFF18T
1/4" UNF	28	5.50	62	9.16	11.02	8.0	2	FIGUFF20N	FIGUFF20T
5/16" UNC	18	6.60	74	11.39	14.07	10.0	2	FIGUFF22N	FIGUFF22T
5/16" UNF	24	6.90	74	11.74	14.02	10.0	2	FIGUFF24N	FIGUFF24T
3/8" UNC	16	8.00	79	14.40	17.48	12.0	2	FIGUFF26N	FIGUFF26T
3/8" UNF	24	8.50	79	13.87	16.52	12.0	2	FIGUFF28N	FIGUFF28T
7/16" UNC	14	9.40	79	16.45	19.98	12.0	2	FIGUFF30N	FIGUFF30T
7/16" UNF	20	9.90	79	17.91	20.95	12.0	2	FIGUFF32N	FIGUFF32T
1/2" UNC	13	10.75	89	17.71	21.67	14.0	2	FIGUFF34N	FIGUFF34T
1/2" UNF	20	11.50	89	19.20	22.55	14.0	2	FIGUFF36N	FIGUFF36T
9/16" UNC	12	12.25	102	21.31	25.72	16.0	2	FIGUFF38N	FIGUFF38T
9/16" UNF	18	12.90	102	21.32	25.05	16.0	2	FIGUFF40N	FIGUFF40T
5/8" UNC	11	13.50	102	23.21	27.96	18.0	2	FIGUFF42N	FIGUFF42T
5/8" UNF	18	14.50	102	22.74	26.75	18.0	2	FIGUFF44N	FIGUFF44T
3/4" UNC	10	16.50	115	28.10	33.67	20.0	2	FIGUFF46N	FIGUFF46T
3/4" UNF	16	17.50	115	28.78	33.55	20.0	2	FIGUFF48N	FIGUFF48T



	ELICA DX - RH HELIX	ELICA DX - RH HELIX
TRATTAMENTO SUPERFICIALE SURFACE TREATMENT	Uncoated ≤45 Hrc	Coated TNF ≤45 Hrc
MATERIALI LAVORABILI WORKING MATERIALS page 4D - 4	P1.1-P5.1 K1.1-K4.2 N1.1-N1.5 N2.1-N2.6 N3.1-N4.2 S1.1-S1.3	P1.1-P5.1 M1.1-M4.1 N1.1-N5.2 S1.1-S2.6 H1.1-H1.2

FIGUFF12NF	FIGUFF12F
FIGUFF14NF	FIGUFF14F
FIGUFF16NF	FIGUFF16F
FIGUFF18NF	FIGUFF18F
FIGUFF20NF	FIGUFF20F
FIGUFF22NF	FIGUFF22F
FIGUFF24NF	FIGUFF24F
FIGUFF26NF	FIGUFF26F
FIGUFF28NF	FIGUFF28F
FIGUFF30NF	FIGUFF30F
FIGUFF32NF	FIGUFF32F
FIGUFF34NF	FIGUFF34F
FIGUFF36NF	FIGUFF36F
FIGUFF38NF	FIGUFF38F
FIGUFF40NF	FIGUFF40F
FIGUFF42NF	FIGUFF42F
FIGUFF44NF	FIGUFF44F
FIGUFF46NF	FIGUFF46F
FIGUFF48NF	FIGUFF48F


INTERNAL 2xD THRILLER



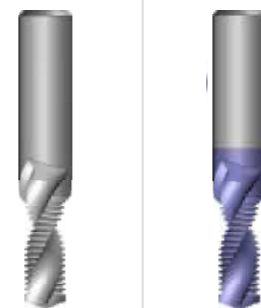
UNC, UNF

ASME B1.1


ESECUZIONI SPECIALI A DISEGNO
CUSTOMIZED DESIGN ON REQUEST



VHM e8 2xD
R 40° RH
DIN 6535 HA
140° INTERNO



ELICA DX - RH HELIX ELICA DX - RH HELIX



TRATTAMENTO SUPERFICIALE
SURFACE TREATMENT

Uncoated
≤45 Hrc

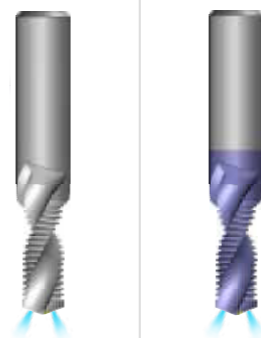
Coated TNF
≤45 Hrc

MATERIALI LAVORABILI
WORKING MATERIALS
page 4D - 4

- P1.1-P5.1
- K1.1-K4.2
- N1.1-N1.5
- N2.1-N2.6
- N3.1-N4.2
- S1.1-S1.3

- P1.1-P5.1
- M1.1-M4.1
- N1.1-N5.2
- S1.1-S2.6
- H1.1-H1.2

Filetto - Thread	(TPI)	d1	L1	L2	L3	d2	Z		
No. 10 UNF	32	4.10	55	9.60	11.17	6.0	2	FIGUFF50N	FIGUFF50T
No. 10 UNC	24	4.50	62	10.65	12.55	8.0	2	FIGUFF52N	FIGUFF52T
No. 12 UNF	28	4.65	62	10.95	12.72	8.0	2	FIGUFF54N	FIGUFF54T
1/4" UNC	20	5.20	62	12.75	15.07	8.0	2	FIGUFF56N	FIGUFF56T
1/4" UNF	28	5.50	62	12.75	14.72	8.0	2	FIGUFF58N	FIGUFF58T
5/16" UNC	18	6.60	74	15.60	18.27	10.0	2	FIGUFF60N	FIGUFF60T
5/16" UNF	24	6.90	74	15.95	18.32	10.0	2	FIGUFF62N	FIGUFF62T
3/8" UNC	16	8.00	80	19.15	22.28	12.0	2	FIGUFF64N	FIGUFF64T
3/8" UNF	24	8.50	80	19.15	21.82	12.0	2	FIGUFF66N	FIGUFF66T
7/16" UNC	14	9.40	80	21.85	25.48	12.0	2	FIGUFF68N	FIGUFF68T
7/16" UNF	20	9.90	80	21.70	24.85	12.0	2	FIGUFF70N	FIGUFF70T
1/2" UNC	13	10.75	89	25.50	29.47	14.0	2	FIGUFF72N	FIGUFF72T
1/2" UNF	20	11.50	89	25.55	29.05	14.0	2	FIGUFF74N	FIGUFF74T
9/16" UNC	12	12.25	102	27.65	32.12	16.0	2	FIGUFF76N	FIGUFF76T
9/16" UNF	18	12.90	102	28.35	32.25	16.0	2	FIGUFF78N	FIGUFF78T
5/8" UNC	11	13.50	102	30.15	34.96	18.0	2	FIGUFF80N	FIGUFF80T
5/8" UNF	18	14.50	102	31.20	35.35	18.0	2	FIGUFF82N	FIGUFF82T
3/4" UNC	10	16.50	115	38.25	43.87	20.0	2	FIGUFF84N	FIGUFF84T
3/4" UNC	16	17.50	115	38.30	43.15	20.0	2	FIGUFF86N	FIGUFF86T



ELICA DX - RH HELIX ELICA DX - RH HELIX



Uncoated
≤45 Hrc

Coated TNF
≤45 Hrc

- P1.1-P5.1
- K1.1-K4.2
- N1.1-N1.5
- N2.1-N2.6
- N3.1-N4.2
- S1.1-S1.3

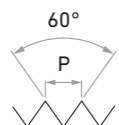
- P1.1-P5.1
- M1.1-M4.1
- N1.1-N5.2
- S1.1-S2.6
- H1.1-H1.2

FIGUFF50NF	FIGUFF50F
FIGUFF52NF	FIGUFF52F
FIGUFF54NF	FIGUFF54F
FIGUFF56NF	FIGUFF56F
FIGUFF58NF	FIGUFF58F
FIGUFF60NF	FIGUFF60F
FIGUFF62NF	FIGUFF62F
FIGUFF64NF	FIGUFF64F
FIGUFF66NF	FIGUFF66F
FIGUFF68NF	FIGUFF68F
FIGUFF70NF	FIGUFF70F
FIGUFF72NF	FIGUFF72F
FIGUFF74NF	FIGUFF74F
FIGUFF76NF	FIGUFF76F
FIGUFF78NF	FIGUFF78F
FIGUFF80NF	FIGUFF80F
FIGUFF82NF	FIGUFF82F
FIGUFF84NF	FIGUFF84F
FIGUFF86NF	FIGUFF86F

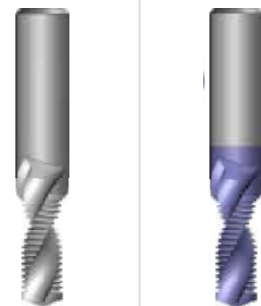
**INTERNAL 2,5xD
THRILLER**

UNC

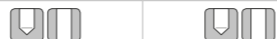
ASME B1.1



VHM e8 2,5xD
R 40° RH
DIN 6535 HA
140° INTERNO



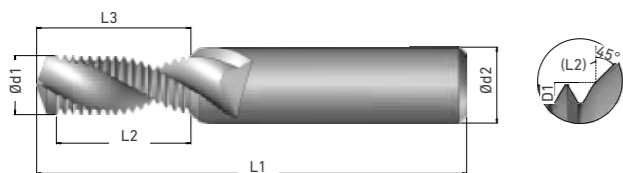
ELICA DX - RH HELIX ELICA DX - RH HELIX



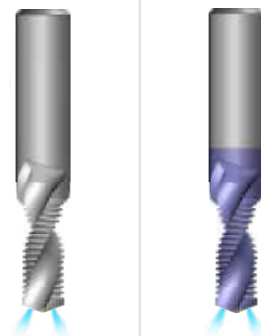
TRATTAMENTO SUPERFICIALE SURFACE TREATMENT
Uncoated ≤45 Hrc Coated TNF ≤45 Hrc

MATERIALI LAVORABILI WORKING MATERIALS page 4D - 4

P1.1-P5.1	P1.1-P5.1
K1.1-K4.2	M1.1-M4.1
N1.1-N1.5	N1.1-N5.2
N2.1-N2.6	S1.1-S2.6
N3.1-N4.2	H1.1-H1.2
S1.1-S1.3	



Filetto - Thread	(TPI)	d1	L1	L2	L3	d2	Z		
3/8" UNC	16	8.00	85	23.93	26.98	12.0	2	FIGUFF90N	FIGUFF90T
7/16" UNC	14	9.40	85	27.33	30.88	12.0	2	FIGUFF92N	FIGUFF92T
1/2" UNC	13	10.75	95	31.39	35.37	14.0	2	FIGUFF94N	FIGUFF94T
9/16" UNC	12	12.25	110	34.01	38.42	16.0	2	FIGUFF96N	FIGUFF96T
5/8" UNC	11	13.50	110	39.38	44.16	18.0	2	FIGUFF98N	FIGUFF98T
3/4" UNC	10	16.50	125	45.88	51.47	20.0	2	FIGUFF100N	FIGUFF100T



ELICA DX - RH HELIX ELICA DX - RH HELIX



Uncoated ≤45 Hrc Coated TNF ≤45 Hrc

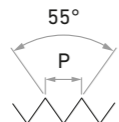
P1.1-P5.1	P1.1-P5.1
K1.1-K4.2	M1.1-M4.1
N1.1-N1.5	N1.1-N5.2
N2.1-N2.6	S1.1-S2.6
N3.1-N4.2	H1.1-H1.2
S1.1-S1.3	

FIGUFF90NF	FIGUFF90F
FIGUFF92NF	FIGUFF92F
FIGUFF94NF	FIGUFF94F
FIGUFF96NF	FIGUFF96F
FIGUFF98NF	FIGUFF98F
FIGUFF100NF	FIGUFF100F

INTERNAL 1,5xD THRILLER

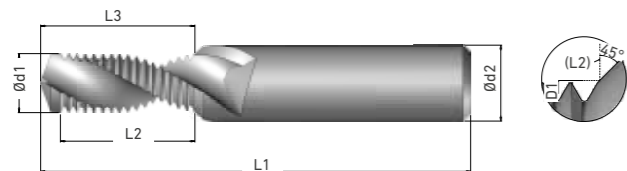
G

DIN EN ISO 228



VHM e8 1,5xD
R 40° RH
DIN 6535 HA
140° INTERNO

ESECUZIONI SPECIALI A DISEGNO
CUSTOMIZED DESIGN ON REQUEST



Filetto - Thread	(TPI)	d1	L1	L2	L3	d2	Z		
1/8"	28	8.80	79	14.56	17.10	12.0	2	FIGGFF20N	FIGGFF20T
1/4"	19	11.80	102	18.77	22.25	16.0	2	FIGGFF22N	FIGGFF22T
3/8"	19	15.25	102	25.46	29.62	18.0	2	FIGGFF24N	FIGGFF24T

	ELICA DX - RH HELIX	ELICA DX - RH HELIX
TRATTAMENTO SUPERFICIALE SURFACE TREATMENT	Uncoated ≤45 Hrc	Coated TNF ≤45 Hrc
MATERIALI LAVORABILI WORKING MATERIALS page 4D - 4	P1.1-P5.1 K1.1-K4.2 N1.1-N1.5 N2.1-N2.6 N3.1-N4.2 S1.1-S1.3	P1.1-P5.1 M1.1-M4.1 N1.1-N5.2 S1.1-S2.6 H1.1-H1.2

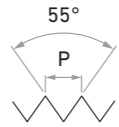
	ELICA DX - RH HELIX	ELICA DX - RH HELIX
	Uncoated ≤45 Hrc	Coated TNF ≤45 Hrc
	P1.1-P5.1 K1.1-K4.2 N1.1-N1.5 N2.1-N2.6 N3.1-N4.2 S1.1-S1.3	P1.1-P5.1 M1.1-M4.1 N1.1-N5.2 S1.1-S2.6 H1.1-H1.2

FIGGFF20NF	FIGGFF20F
FIGGFF22NF	FIGGFF22F
FIGGFF24NF	FIGGFF24F

**INTERNAL 2xD
THRILLER**

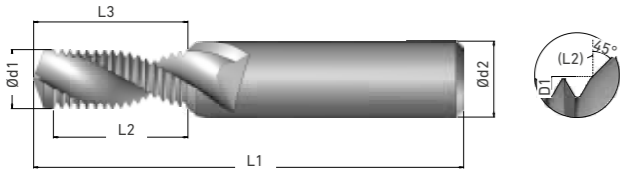
G

DIN EN ISO 228



VHM e8 2xD
R 40° RH
DIN 6535 HA
140° INTERNO

ESECUZIONI SPECIALI A DISEGNO
CUSTOMIZED DESIGN ON REQUEST



Filetto - Thread	(TPI)	d1	L1	L2	L3	d2	Z
1/8"	28	8.80	79	18.98	21.80	12.0	2
1/4"	19	11.80	102	25.30	28.45	16.0	2
3/8"	19	15.25	102	37.40	41.82	18.0	2

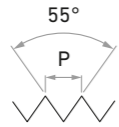
	ELICA DX - RH HELIX	ELICA DX - RH HELIX
TRATTAMENTO SUPERFICIALE SURFACE TREATMENT	Uncoated ≤45 Hrc	Coated TNF ≤45 Hrc
MATERIALI LAVORABILI WORKING MATERIALS page 4D - 4	<p>P1.1-P5.1</p> <p>K1.1-K4.2</p> <p>N1.1-N1.5</p> <p>N2.1-N2.6</p> <p>N3.1-N4.2</p> <p>S1.1-S1.3</p>	<p>P1.1-P5.1</p> <p>M1.1-M4.1</p> <p>N1.1-N5.2</p> <p>S1.1-S2.6</p> <p>H1.1-H1.2</p>
	FIGGFF50N	FIGGFF50T
	FIGGFF52N	FIGGFF52T
	FIGGFF54N	FIGGFF54T

	ELICA DX - RH HELIX	ELICA DX - RH HELIX
	Uncoated ≤45 Hrc	Coated TNF ≤45 Hrc
	<p>P1.1-P5.1</p> <p>K1.1-K4.2</p> <p>N1.1-N1.5</p> <p>N2.1-N2.6</p> <p>N3.1-N4.2</p> <p>S1.1-S1.3</p>	<p>P1.1-P5.1</p> <p>M1.1-M4.1</p> <p>N1.1-N5.2</p> <p>S1.1-S2.6</p> <p>H1.1-H1.2</p>
	FIGGFF50NF	FIGGFF50F
	FIGGFF52NF	FIGGFF52F
	FIGGFF54NF	FIGGFF54F

INTERNAL 2,5xD THRILLER

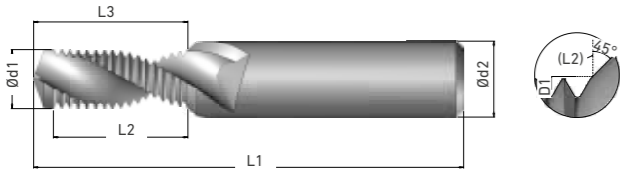
G

DIN EN ISO 228



VHM e8 2,5xD
R 40° RH
DIN 6535 HA
140° INTERNO

ESECUZIONI SPECIALI A DISEGNO
CUSTOMIZED DESIGN ON REQUEST



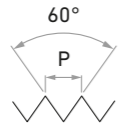
Filetto - Thread	(TPI)	d1	L1	L2	L3	d2	Z		
1/8"	28	8.80	79	23.32	26.40	12.0	2	FIGGFF70N	FIGGFF70T
1/4"	19	11.80	102	31.27	35.40	16.0	2	FIGGFF72N	FIGGFF72T
3/8"	19	15.25	102	40.41	47.27	18.0	2	FIGGFF74N	FIGGFF74T

	ELICA DX - RH HELIX	ELICA DX - RH HELIX
TRATTAMENTO SUPERFICIALE SURFACE TREATMENT	Uncoated ≤45 Hrc	Coated TNF ≤45 Hrc
MATERIALI LAVORABILI WORKING MATERIALS page 4D - 4	P1.1-P5.1 K1.1-K4.2 N1.1-N1.5 N2.1-N2.6 N3.1-N4.2 S1.1-S1.3	P1.1-P5.1 M1.1-M4.1 N1.1-N5.2 S1.1-S2.6 H1.1-H1.2

	ELICA DX - RH HELIX	ELICA DX - RH HELIX
	Uncoated ≤45 Hrc	Coated TNF ≤45 Hrc
	P1.1-P5.1 K1.1-K4.2 N1.1-N1.5 N2.1-N2.6 N3.1-N4.2 S1.1-S1.3	P1.1-P5.1 M1.1-M4.1 N1.1-N5.2 S1.1-S2.6 H1.1-H1.2

FIGGFF70NF	FIGGFF70F
FIGGFF72NF	FIGGFF72F
FIGGFF74NF	FIGGFF74F

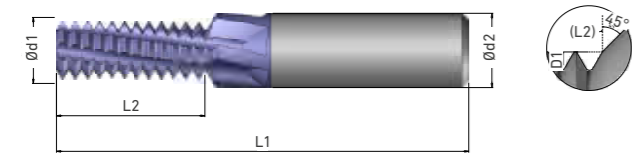
INTERNAL WITH CHAMFER 2xD



M, MF

DIN 13

ESECUZIONI SPECIALI A DISEGNO
CUSTOMIZED DESIGN ON REQUEST



VHM e8 2xD
R 10° RH-LH
DIN 6535 HA
INTERNO INTERNAL



ELICA DX - RH HELIX



TRATTAMENTO SUPERFICIALE
SURFACE TREATMENT

Coated TNF
≤45 Hrc

MATERIALI LAVORABILI
WORKING MATERIALS
page 4D - 4

P1.1-P5.1

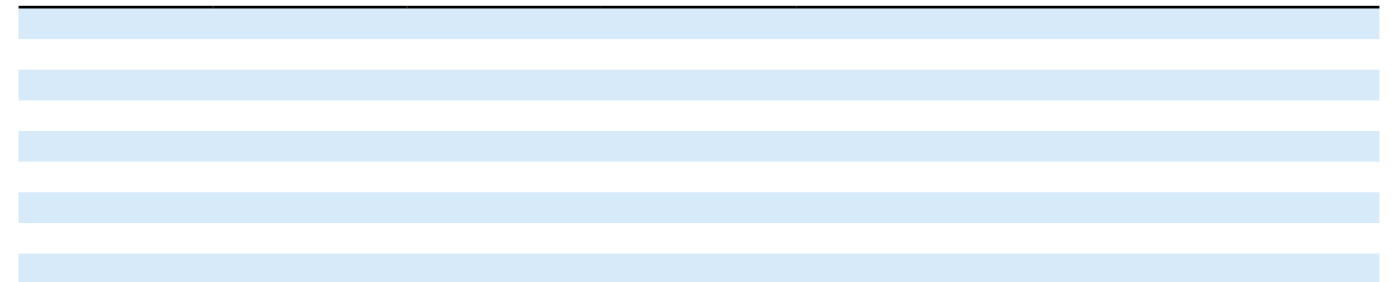
M1.1-M4.1

N1.1-N5.2

S1.1-S2.6

H1.1-H1.2

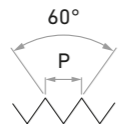
Filetto - Thread	Pitch mm	d1	L1	L2	d2	Z	
M 5	0.80	4.0	55	10.75	6.0	3	FIGMSF50T
MF 6	0.75	5.0	62	12.30	8.0	3	FIGMSF52T
M 6	1.00	4.8	62	12.40	8.0	3	FIGMSF54T
MF 8	1.00	6.7	74	16.40	10.0	3	FIGMSF56T
M 8	1.25	6.5	74	16.80	10.0	3	FIGMSF58T
MF 10	1.00	8.7	80	20.40	12.0	3	FIGMSF60T
MF 10	1.25	8.4	80	20.80	12.0	3	FIGMSF62T
M 10	1.50	8.2	80	20.15	12.0	3	FIGMSF64T
MF 12	1.25	10.4	90	24.30	14.0	4	FIGMSF68T
MF 12	1.50	10.1	90	24.65	14.0	4	FIGMSF70T



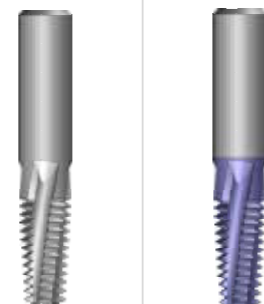
TAPERED STD

NPT

ANSI B1.20.3



VHM e8
R 15° RH-LH
DIN 6535 HA
INTERNO INTERNAL ESTERNO EXTERNAL



ELICA DX - RH HELIX ELICA DX - RH HELIX



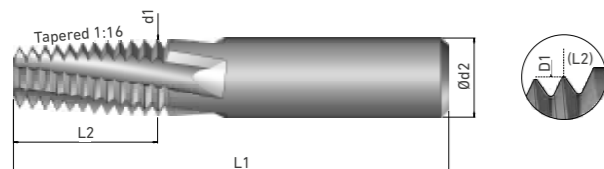
TRATTAMENTO SUPERFICIALE SURFACE TREATMENT

Uncoated ≤45 Hrc Coated TNF ≤45 Hrc

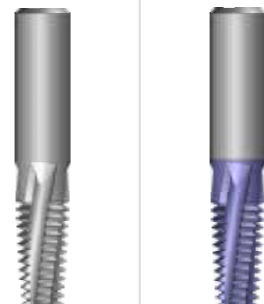
MATERIALI LAVORABILI WORKING MATERIALS page 4D - 3

- P1.1-P5.1 P1.1-P5.1
- K1.1-K4.2 M1.1-M4.1
- N1.1-N1.5 N1.1-N5.2
- N2.1-N2.6 S1.1-S2.6
- N3.1-N4.2 H1.1-H1.2
- S1.1-S1.3

ESECUZIONI SPECIALI A DISEGNO CUSTOMIZED DESIGN ON REQUEST



Filetto - Thread	(TPI)	d1	L1	L2	d2	Z		
1/16"	27	5.90	55	9.88	8.0	3	FIGNPT01N	FIGNPT01T
1/8"	27	7.65	55	9.88	8.0	3	FIGNPT03N	FIGNPT03T
1/4"	18	10.15	75	14.82	12.0	4	FIGNPT05N	FIGNPT05T
3/8"	18	11.15	75	14.82	12.0	4	FIGNPT07N	FIGNPT07T
1/2" 3/4"	14	14.25	80	19.05	16.0	4	FIGNPT09N	FIGNPT09T
1", 1" 3/4, 1" 1/2, 2"	11 1/2	19.60	90	23.19	20.0	5	FIGNPT11N	FIGNPT11T



ELICA DX - RH HELIX ELICA DX - RH HELIX



Uncoated ≤45 Hrc Coated TNF ≤45 Hrc

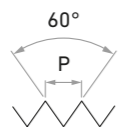
- P1.1-P5.1 P1.1-P5.1
- K1.1-K4.2 M1.1-M4.1
- N1.1-N1.5 N1.1-N5.2
- N2.1-N2.6 S1.1-S2.6
- N3.1-N4.2 H1.1-H1.2
- S1.1-S1.3

FIGNPT01NF	FIGNPT01F
FIGNPT03NF	FIGNPT03F
FIGNPT05NF	FIGNPT05F
FIGNPT07NF	FIGNPT07F
FIGNPT09NF	FIGNPT09F
FIGNPT11NF	FIGNPT11F

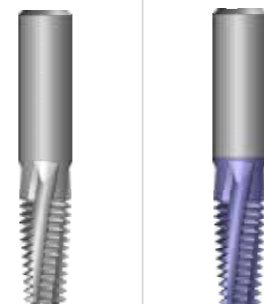
TAPERED LONG

NPT

ANSI B1.20.3



VHM e8 XL
 R 15° RH-LH
 DIN 6535 HA
 INTERNO INTERNAL ESTERNO EXTERNAL



ELICA DX - RH HELIX ELICA DX - RH HELIX



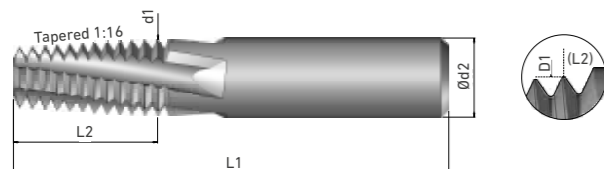
TRATTAMENTO SUPERFICIALE SURFACE TREATMENT

Uncoated ≤45 Hrc Coated TNF ≤45 Hrc

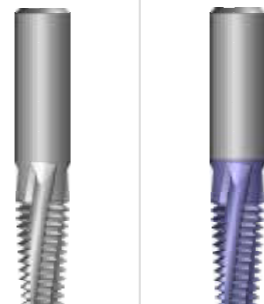
MATERIALI LAVORABILI WORKING MATERIALS page 4D - 3

- P1.1-P5.1 P1.1-P5.1
- K1.1-K4.2 M1.1-M4.1
- N1.1-N1.5 N1.1-N5.2
- N2.1-N2.6 S1.1-S2.6
- N3.1-N4.2 H1.1-H1.2
- S1.1-S1.3

ESECUZIONI SPECIALI A DISEGNO CUSTOMIZED DESIGN ON REQUEST



Filetto - Thread	(TPI)	d1	L1	L2	d2	Z		
1/16"	27	5.90	60	13.63	8.0	3	FIGNPT13N	FIGNPT13T
1/8"	27	7.65	60	13.63	8.0	3	FIGNPT15N	FIGNPT15T
1/4"	18	10.15	80	20.44	12.0	4	FIGNPT17N	FIGNPT17T
3/8"	18	11.15	80	20.44	12.0	4	FIGNPT19N	FIGNPT19T
1/2" 3/4"	14	14.25	88	26.27	16.0	4	FIGNPT21N	FIGNPT21T
1", 1 1/4, 1 1/2, 2"	11 1/2	19.60	100	31.98	20.0	5	FIGNPT23N	FIGNPT23T
2" 1/2	8	19.88	110	36.51	20.0	4	FIGNPT25N	FIGNPT25T



ELICA DX - RH HELIX ELICA DX - RH HELIX

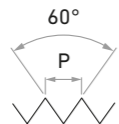


Uncoated ≤45 Hrc Coated TNF ≤45 Hrc

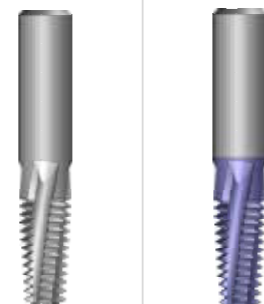
- P1.1-P5.1 P1.1-P5.1
- K1.1-K4.2 M1.1-M4.1
- N1.1-N1.5 N1.1-N5.2
- N2.1-N2.6 S1.1-S2.6
- N3.1-N4.2 H1.1-H1.2
- S1.1-S1.3

FIGNPT13NF	FIGNPT13F
FIGNPT15NF	FIGNPT15F
FIGNPT17NF	FIGNPT17F
FIGNPT19NF	FIGNPT19F
FIGNPT21NF	FIGNPT21F
FIGNPT23NF	FIGNPT23F
FIGNPT25NF	FIGNPT25F

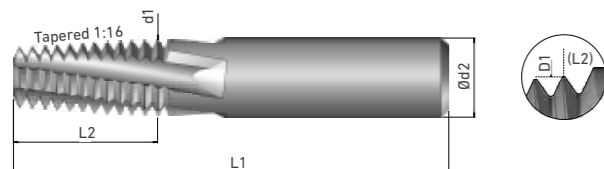
TAPERED STD NPTF ANSI B1.20.3



VHM e8
R 15° RH-LH
DIN 6535 HA
INTERNO INTERNAL ESTERNO EXTERNAL

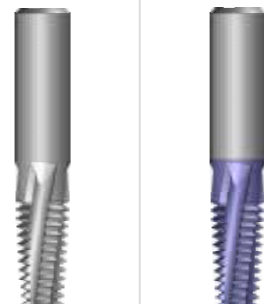


ESECUZIONI SPECIALI A DISEGNO
CUSTOMIZED DESIGN ON REQUEST



	ELICA DX - RH HELIX	ELICA DX - RH HELIX
TRATTAMENTO SUPERFICIALE SURFACE TREATMENT	Uncoated ≤45 Hrc	Coated TNF ≤45 Hrc
MATERIALI LAVORABILI WORKING MATERIALS page 4D - 3	P1.1-P5.1 K1.1-K4.2 N1.1-N1.5 N2.1-N2.6 N3.1-N4.2 S1.1-S1.3	P1.1-P5.1 M1.1-M4.1 N1.1-N5.2 S1.1-S2.6 H1.1-H1.2

Filetto - Thread	(TPI)	d1	L1	L2	d2	Z	FIGNPTF01N	FIGNPTF01T
1/16"	27	5.90	55	9.88	8.0	3	FIGNPTF01N	FIGNPTF01T
1/8"	27	7.65	55	9.88	8.0	3	FIGNPTF03N	FIGNPTF03T
1/4"	18	10.15	75	14.82	12.0	4	FIGNPTF05N	FIGNPTF05T
3/8"	18	11.15	75	14.82	12.0	4	FIGNPTF07N	FIGNPTF07T
1/2" 3/4"	14	14.25	80	19.05	16.0	4	FIGNPTF09N	FIGNPTF09T
1", 1" 1/4, 1" 1/2, 2"	11 1/2	19.60	90	23.19	20.0	5	FIGNPTF11N	FIGNPTF11T

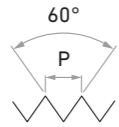


	ELICA DX - RH HELIX	ELICA DX - RH HELIX
TRATTAMENTO SUPERFICIALE SURFACE TREATMENT	Uncoated ≤45 Hrc	Coated TNF ≤45 Hrc
MATERIALI LAVORABILI WORKING MATERIALS page 4D - 3	P1.1-P5.1 K1.1-K4.2 N1.1-N1.5 N2.1-N2.6 N3.1-N4.2 S1.1-S1.3	P1.1-P5.1 M1.1-M4.1 N1.1-N5.2 S1.1-S2.6 H1.1-H1.2

FIGNPTF01NF	FIGNPTF01F
FIGNPTF03NF	FIGNPTF03F
FIGNPTF05NF	FIGNPTF05F
FIGNPTF07NF	FIGNPTF07F
FIGNPTF09NF	FIGNPTF09F
FIGNPTF11NF	FIGNPTF11F

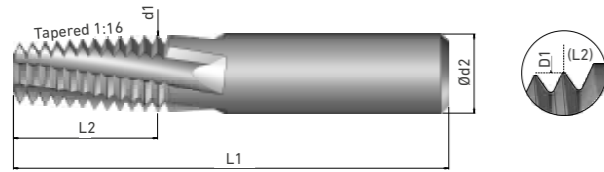
TAPERED LONG NPTF

ANSI B1.20.3



VHM e8 XL
R 15° RH-LH
DIN 6535 HA
INTERNO INTERNAL ESTERNO EXTERNAL

ESECUZIONI SPECIALI A DISEGNO
CUSTOMIZED DESIGN ON REQUEST



Filetto - Thread	(TPI)	d1	L1	L2	d2	Z		
1/16"	27	5.90	60	13.63	8.0	3	FIGNPTF13N	FIGNPTF13T
1/8"	27	7.65	60	13.63	8.0	3	FIGNPTF15N	FIGNPTF15T
1/4"	18	10.15	80	20.44	12.0	4	FIGNPTF17N	FIGNPTF17T
3/8"	18	11.15	80	20.44	12.0	4	FIGNPTF19N	FIGNPTF19T
1/2" 3/4"	14	14.25	88	26.27	16.0	4	FIGNPTF21N	FIGNPTF21T
1", 1" 1/4, 1" 1/2, 2"	11 1/2	19.60	100	31.98	20.0	5	FIGNPTF23N	FIGNPTF23T
2" 1/2"	8	19.88	110	36.51	20.0	4	FIGNPTF25N	FIGNPTF25T

	ELICA DX - RH HELIX	ELICA DX - RH HELIX
TRATTAMENTO SUPERFICIALE SURFACE TREATMENT	Uncoated ≤45 Hrc	Coated TNF ≤45 Hrc
MATERIALI LAVORABILI WORKING MATERIALS page 4D - 3	P1.1-P5.1 K1.1-K4.2 N1.1-N1.5 N2.1-N2.6 N3.1-N4.2 S1.1-S1.3	P1.1-P5.1 M1.1-M4.1 N1.1-N5.2 S1.1-S2.6 H1.1-H1.2

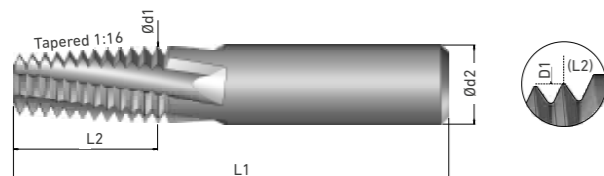
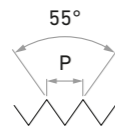
	ELICA DX - RH HELIX	ELICA DX - RH HELIX
	Uncoated ≤45 Hrc	Coated TNF ≤45 Hrc
	P1.1-P5.1 K1.1-K4.2 N1.1-N1.5 N2.1-N2.6 N3.1-N4.2 S1.1-S1.3	P1.1-P5.1 M1.1-M4.1 N1.1-N5.2 S1.1-S2.6 H1.1-H1.2

FIGNPTF13NF	FIGNPTF13F
FIGNPTF15NF	FIGNPTF15F
FIGNPTF17NF	FIGNPTF17F
FIGNPTF19NF	FIGNPTF19F
FIGNPTF21NF	FIGNPTF21F
FIGNPTF23NF	FIGNPTF23F
FIGNPTF25NF	FIGNPTF25F

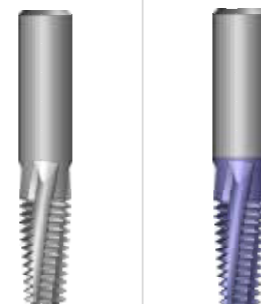
TAPERED STD

BSPT

DIN EN 10226-2 ISO 7-1



VHM e8
 R 15° RH-LH
 DIN 6535 HA
 INTERNO INTERNAL ESTERNO EXTERNAL



ELICA DX - RH HELIX ELICA DX - RH HELIX

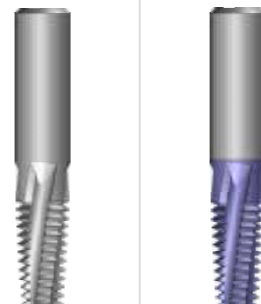


TRATTAMENTO SUPERFICIALE SURFACE TREATMENT
 Uncoated ≤45 Hrc Coated TNF ≤45 Hrc

MATERIALI LAVORABILI WORKING MATERIALS page 4D - 3

P1.1-P5.1	P1.1-P5.1
K1.1-K4.2	M1.1-M4.1
N1.1-N1.5	N1.1-N5.2
N2.1-N2.6	S1.1-S2.6
N3.1-N4.2	H1.1-H1.2
S1.1-S1.3	

Filetto - Thread	(TPI)	d1	L1	L2	d2	Z	FIGBSPT03N	FIGBSPT03T
1/16"	28	5.90	57	9.50	6.0	3	FIGBSPT03N	FIGBSPT03T
1/8"	28	7.65	61	9.50	8.0	3	FIGBSPT05N	FIGBSPT05T
1/4"	19	9.90	73	14.00	10.0	3	FIGBSPT07N	FIGBSPT07T
3/8"	19	11.15	73	14.00	16.0	4	FIGBSPT09N	FIGBSPT09T
1/2", 3/4"	14	14.25	92	20.83	16.0	4	FIGBSPT11N	FIGBSPT11T
1", 1 1/2", 2", 2 1/2"	11	19.60	102	26.51	20.0	4	FIGBSPT13N	FIGBSPT13T



ELICA DX - RH HELIX ELICA DX - RH HELIX



Uncoated ≤45 Hrc Coated TNF ≤45 Hrc

MATERIALI LAVORABILI WORKING MATERIALS page 4D - 3

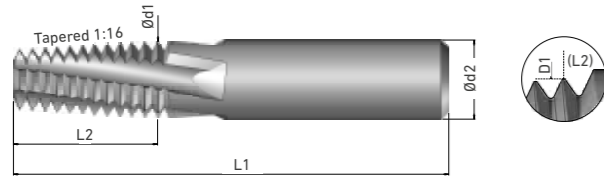
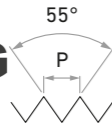
P1.1-P5.1	P1.1-P5.1
K1.1-K4.2	M1.1-M4.1
N1.1-N1.5	N1.1-N5.2
N2.1-N2.6	S1.1-S2.6
N3.1-N4.2	H1.1-H1.2
S1.1-S1.3	

FIGBSPT03NF	FIGBSPT03F
FIGBSPT05NF	FIGBSPT05F
FIGBSPT07NF	FIGBSPT07F
FIGBSPT09NF	FIGBSPT09F
FIGBSPT11NF	FIGBSPT11F
FIGBSPT13NF	FIGBSPT13F

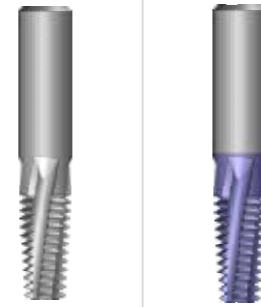
TAPERED LONG

BSPT

DIN EN 10226-2 ISO 7-1



VHM e8 XL
 R 15° RH-LH
 DIN 6535 HA
 INTERNO ESTERNO
 INTERNAL EXTERNAL



ELICA DX - RH HELIX ELICA DX - RH HELIX



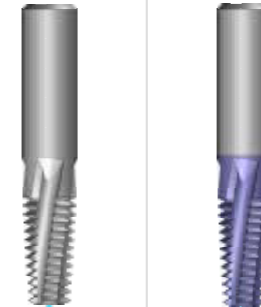
TRATTAMENTO SUPERFICIALE
 SURFACE TREATMENT

Uncoated ≤45 Hrc Coated TNF ≤45 Hrc

MATERIALI LAVORABILI
 WORKING MATERIALS
 page 4D • 3

- P1.1-P5.1 P1.1-P5.1
- K1.1-K4.2 M1.1-M4.1
- N1.1-N1.5 N1.1-N5.2
- N2.1-N2.6 S1.1-S2.6
- N3.1-N4.2 H1.1-H1.2
- S1.1-S1.3

Filetto - Thread	(TPI)	d1	L1	L2	d2	Z		
1/16"	28	5.80	57	15.85	6.0	3	FIGBSPT20N	FIGBSPT20T
1/8"	28	7.70	63	19.48	8.0	3	FIGBSPT22N	FIGBSPT22T
1/4"	19	9.90	73	26.03	10.0	4	FIGBSPT24N	FIGBSPT24T
3/8"	19	13.40	92	32.72	12.0	4	FIGBSPT26N	FIGBSPT26T
1/2", 3/4"	14	15.70	92	42.60	16.0	5	FIGBSPT28N	FIGBSPT28T
1", 1 1/2", 2", 2 1/2"	11	19.90	104	40.35	20.0	5	FIGBSPT30N	FIGBSPT30T



ELICA DX - RH HELIX ELICA DX - RH HELIX



Uncoated ≤45 Hrc Coated TNF ≤45 Hrc

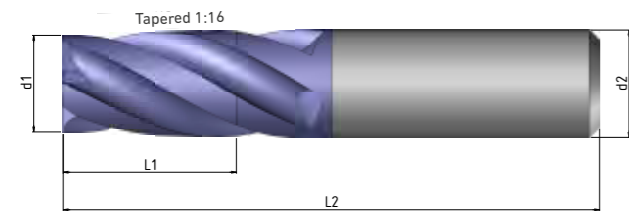
- P1.1-P5.1 P1.1-P5.1
- K1.1-K4.2 M1.1-M4.1
- N1.1-N1.5 N1.1-N5.2
- N2.1-N2.6 S1.1-S2.6
- N3.1-N4.2 H1.1-H1.2
- S1.1-S1.3

FIGBSPT20NF	FIGBSPT20F
FIGBSPT22NF	FIGBSPT22F
FIGBSPT24NF	FIGBSPT24F
FIGBSPT26NF	FIGBSPT26F
FIGBSPT28NF	FIGBSPT28F
FIGBSPT30NF	FIGBSPT30F

1:16 TAPER END MILL NPT, NPFT, BSPT

Fresa per preparazione filetto conico 1:16
Conical thread preparation cutter 1:16

ESECUZIONI SPECIALI A DISEGNO
CUSTOMIZED DESIGN ON REQUEST



VHM e8 R 30° RH DIN 6535 HA

INTERNO INTERNAL ESTERNO EXTERNAL

ELICA DX - RH HELIX




TRATTAMENTO SUPERFICIALE
SURFACE TREATMENT

Coated TNF
≤45 Hrc

MATERIALI LAVORABILI
WORKING MATERIALS
page 4D - 3

- K
- M1.1-M4.1
- N1.1-N5.2
- S1.1-S2.6
- H1.1-H1.2

d1	L1	L2	d2	Z	
5.3	11.26	55	6.0	3	FIGPRE01T
7.3	11.26	55	8.0	3	FIGPRE03T
8.8	19.30	75	10.0	4	FIGPRE05T
10.8	19.30	75	12.0	4	FIGPRE07T
12.5	24.15	80	14.0	4	FIGPRE09T
18.0	32.20	90	20.0	4	FIGPRE11T

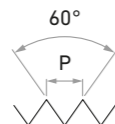
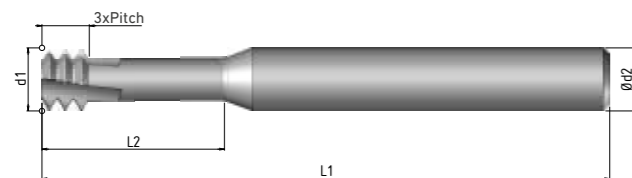


MICRO INT 2xD

M

DIN 13

ESECUZIONI SPECIALI A DISEGNO
CUSTOMIZED DESIGN ON REQUEST



VHM e8 2xD
R 10° RH-LH
DIN 6535 HA
INTERNO INTERNAL



ELICA DX - RH HELIX



TRATTAMENTO SUPERFICIALE
SURFACE TREATMENT

Uncoated
≤45 Hrc

MATERIALI LAVORABILI
WORKING MATERIALS
page 4D - 3

P1.1-P5.1

K1.4 - K4.2

N1.1-N1.5

N2.1-N2.6

N3.1-N4.2

S1.1-S1.3

Filetto - Thread	Pitch mm	d1	L1	L2	d2	Z	Z type TX	
M 1.2	0.25	0.90	39	3.0	3.0	3		FIGMETMIC01N
M 1.4	0.30	1.05	39	3.0	3.0	3		FIGMETMIC02N
M 1.6	0.35	1.20	39	4.5	3.0	3		FIGMETMIC04N
M 2	0.40	1.55	39	4.5	3.0	3		FIGMETMIC03N
M 2.2	0.45	1.65	54	5.0	6.0	3		FIGMETMIC05N
M 2.5	0.45	1.95	54	5.5	6.0	3		FIGMETMIC07N
M 3	0.50	2.35	54	6.5	6.0	3	4	FIGMETMIC09N
M 3.5	0.60	2.75	54	7.5	6.0	3	4	FIGMETMIC11N
M 4	0.70	3.10	54	9.0	6.0	3	4	FIGMETMIC13N
M 4.5	0.75	3.40	54	10.5	6.0	3	4	FIGMETMIC14N
M 5	0.80	3.80	54	12.5	6.0	3	4	FIGMETMIC15N
M 6	1.00	4.65	54	14.0	6.0	3	4	FIGMETMIC17N
M 8	1.25	5.95	54	18.0	6.0	3	4	FIGMETMIC19N
M 10	1.50	7.80	64	23.0	8.0	3	4	FIGMETMIC21N
M 12	1.75	9.00	73	26.0	10.0	3	4	FIGMETMIC23N
M 16	2.00	11.80	80	35.0	12.0	4	5	FIGMETMIC25N
M 20	2.50	15.00	100	43.0	16.0	5	6	FIGMETMIC27N



ELICA DX - RH HELIX



Uncoated
≤45 Hrc

P1.1-P5.1

M1.1-M4.1

N1.1-N5.2

S1.1-S2.6

H1.1-H1.2



ELICA SX - LH HELIX



Coated LTM
≥ 45 Hrc ≤60 Hrc

N2.7-N2.8

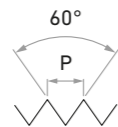
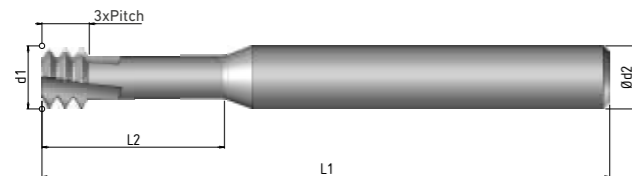
H1.3-H1.5

FIGMETMIC01T	
FIGMETMIC02T	
FIGMETMIC04T	
FIGMETMIC03T	
FIGMETMIC05T	
FIGMETMIC07T	
FIGMETMIC09T	FIGMETMIC09TX-SX
FIGMETMIC11T	FIGMETMIC11TX-SX
FIGMETMIC13T	FIGMETMIC13TX-SX
FIGMETMIC14T	FIGMETMIC14TX-SX
FIGMETMIC15T	FIGMETMIC15TX-SX
FIGMETMIC17T	FIGMETMIC17TX-SX
FIGMETMIC19T	FIGMETMIC19TX-SX
FIGMETMIC21T	FIGMETMIC21TX-SX
FIGMETMIC23T	FIGMETMIC23TX-SX
FIGMETMIC25T	FIGMETMIC25TX-SX
FIGMETMIC27T	FIGMETMIC27TX-SX

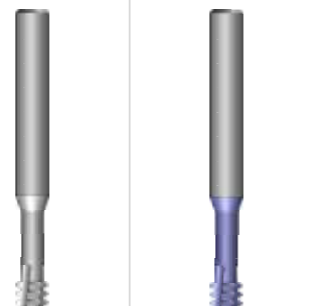
MICRO INT 3xD

M DIN13

ESECUZIONI SPECIALI A DISEGNO
CUSTOMIZED DESIGN ON REQUEST



- VHM
- e8
- 3xD
- R 10°
- RH-LH
- DIN 6535 HA
- INTERNO
INTERNAL



	ELICA DX - RH HELIX	ELICA DX - RH HELIX
TRATTAMENTO SUPERFICIALE SURFACE TREATMENT	Uncoated ≤45 Hrc	Coated TNF ≤45 Hrc
MATERIALI LAVORABILI WORKING MATERIALS page 4D - 3	<ul style="list-style-type: none"> P1.1-P5.1 K1.1-K4.2 N1.1-N1.5 N2.1-N2.6 N3.1-N4.2 S1.1-S1.3 	<ul style="list-style-type: none"> P1.1-P5.1 M1.1-M4.1 N1.1-N5.2 S1.1-S2.6 H1.1-H1.2

Filetto - Thread	Pitch mm	d1	L1	L2	d2	Z	Z type TX		
M 1.2	0.25	0.90	39	4.0	3.0	3		FIGMETMIC28N	FIGMETMIC28T
M 1.4	0.30	1.05	39	4.0	3.0	3		FIGMETMIC29N	FIGMETMIC29T
M 1.6	0.35	1.20	39	5.0	3.0	3		FIGMETMIC31N	FIGMETMIC31T
M 2	0.40	1.55	39	6.0	3.0	3		FIGMETMIC33N	FIGMETMIC33T
M 2.2	0.45	1.65	54	6.0	6.0	3		FIGMETMIC34N	FIGMETMIC34T
M 2.5	0.45	1.95	54	7.5	6.0	3		FIGMETMIC35N	FIGMETMIC35T
M 3	0.50	2.35	54	9.5	6.0	3	4	FIGMETMIC37N	FIGMETMIC37T
M 3.5	0.60	2.75	54	10.0	6.0	3		FIGMETMIC38N	FIGMETMIC38T
M 4	0.70	3.10	54	12.5	6.0	3	4	FIGMETMIC39N	FIGMETMIC39T
M 4.5	0.75	3.40	54	14.0	6.0	3	4	FIGMETMIC40N	FIGMETMIC40T
M 5	0.80	3.80	54	16.0	6.0	3	4	FIGMETMIC41N	FIGMETMIC41T
M 6	1.00	4.65	54	20.0	6.0	3	4	FIGMETMIC43N	FIGMETMIC43T
M 8	1.25	5.95	54	24.0	6.0	3	4	FIGMETMIC45N	FIGMETMIC45T



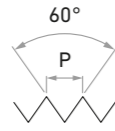
ELICA SX - LH HELIX
Coated LTM ≥45 Hrc ≤60Hrc
N2.7-N2.8
H1.3-H1.5

FIGMETMIC37TX-SX
FIGMETMIC39TX-SX
FIGMETMIC41TX-SX
FIGMETMIC43TX-SX
FIGMETMIC45TX-SX
FIGMETMIC47TX-SX


MICRO INT 2xD

UNC, UNF

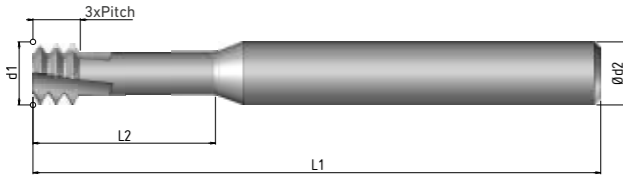
ASME B1.15



VHM e8 3xD
 R 10° RH-LH
 DIN 6535 HA
 INTERNO INTERNAL

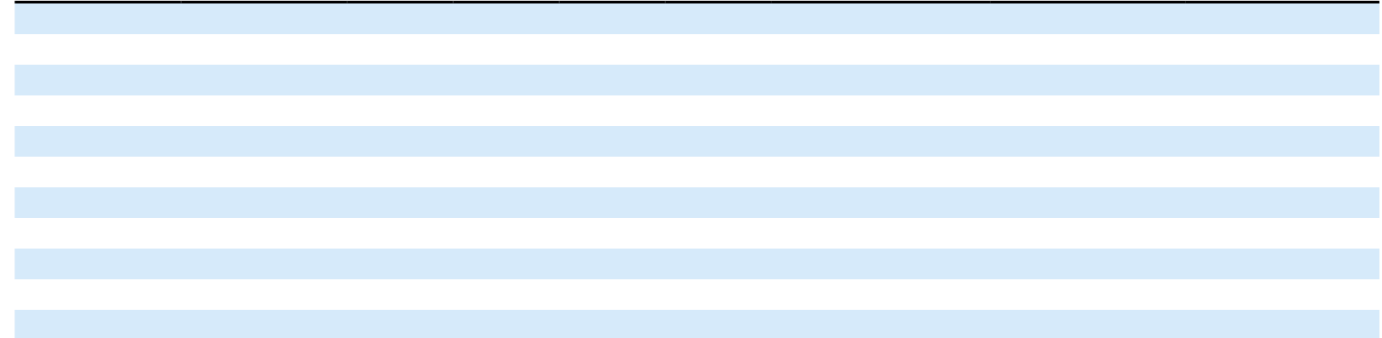


ESECUZIONI SPECIALI A DISEGNO
 CUSTOMIZED DESIGN ON REQUEST

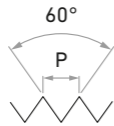


	ELICA DX - RH HELIX	ELICA DX - RH HELIX
TRATTAMENTO SUPERFICIALE SURFACE TREATMENT	Uncoated ≤45 Hrc	Coated TNF ≤45 Hrc
MATERIALI LAVORABILI WORKING MATERIALS page 4D - 3	P1.1-P5.1 K1.1-K4.2 N1.1-N1.5 N2.1-N2.6 N3.1-N4.2 S1.1-S1.3	P1.1-P5.1 M1.1-M4.1 N1.1-N5.2 S1.1-S2.6 H1.1-H1.2

Filetto - Thread	(TPI)	d1	L1	L2	d2	Z		
Nr. 0 UNF	80	1.15	39	4.0	3.0	3	FIGUNMIC49N	FIGUNMIC49T
Nr. 1 UNF	72	1.45	39	6.0	3.0	3	FIGUNMIC51N	FIGUNMIC51T
Nr. 2 UNC Nr. 3 UNF	56	1.65	54	6.6	6.0	3	FIGUNMIC53N	FIGUNMIC53T
Nr. 4 UNC	40	2.10	54	8.0	6.0	3	FIGUNMIC55N	FIGUNMIC55T
Nr. 5 UNC Nr. 6 UNF	40	2.45	54	9.6	6.0	3	FIGUNMIC57N	FIGUNMIC57T
Nr. 6 UNC	32	2.55	54	10.5	6.0	3	FIGUNMIC59N	FIGUNMIC59T
Nr. 8 UNC	32	3.20	54	12.5	6.0	3	FIGUNMIC61N	FIGUNMIC61T
Nr. 10 UNF	32	3.70	54	15.0	6.0	3	FIGUNMIC63N	FIGUNMIC63T
1/4" UNF	28	5.00	54	19.0	6.0	3	FIGUNMIC65N	FIGUNMIC65T
5/16" UNF 3/8" UNF	24	6.60	64	24.0	8.0	3	FIGUNMIC67N	FIGUNMIC67T
1/4" UNC	20	4.75	54	19.0	6.0	3	FIGUNMIC69N	FIGUNMIC69T
5/16" UNC	18	6.00	54	23.0	6.0	3	FIGUNMIC71N	FIGUNMIC71T

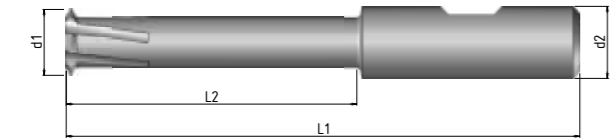


MICRO 1 TOOTH 3xD



M
R262 DIN13

ESECUZIONI SPECIALI A DISEGNO
CUSTOMIZED DESIGN ON REQUEST



VHM e8 3xD
R 10° RH LH
DIN 6535 HA
INTERNO
INTERNAL



ELICA DX - RH HELIX



TRATTAMENTO SUPERFICIALE
SURFACE TREATMENT

Coated TNF
≤45 Hrc

MATERIALI LAVORABILI
WORKING MATERIALS
page 4D - 3

P1.1-P5.1

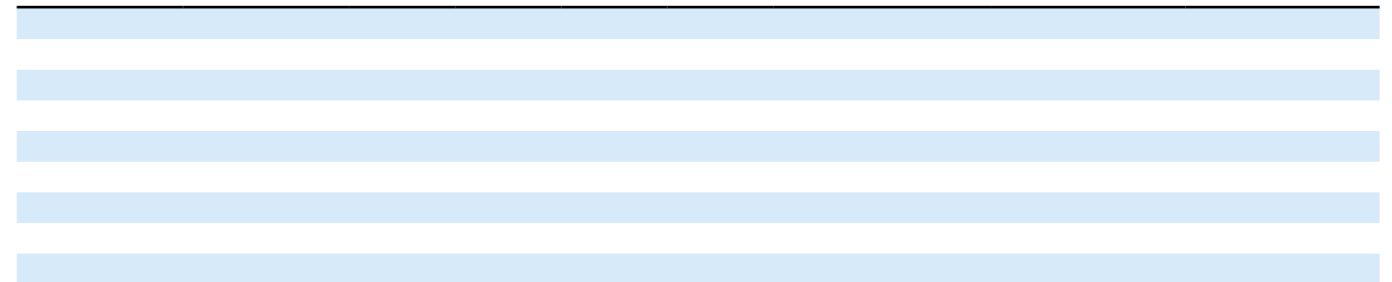
M1.1-M4.1

N1.1-N5.2

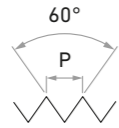
S1.1-S2.6

H1.1-H1.2

Filetto - Thread	Pitch mm	d1	L1	L2	d2	Z	
M 6	1.00	4.1	63	19	8.0	3	FIGMETMONO03T
M 8	1.25	5.8	73	26	10.0	3	FIGMETMONO05T
M 10	1.50	7.7	73	32	10.0	3	FIGMETMONO07T
M 12	1.50	9.4	83	38	12.0	4	FIGMETMONO09T
M 12	1.75	8.7	83	38	12.0	4	FIGMETMONO11T
M 14	2.00	10.2	92	44	16.0	4	FIGMETMONO13T
M 16	2.00	12.2	100	50	16.0	4	FIGMETMONO15T
M 18	2.50	12.9	108	57	16.0	5	FIGMETMONO17T
M 20	2.50	14.8	114	63	16.0	5	FIGMETMONO19T



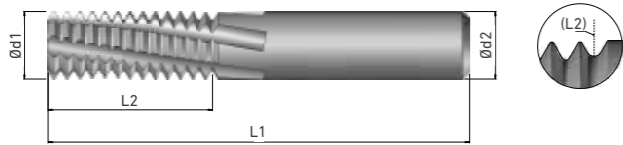
INTERNAL 1,5xD



MJ

DIN ISO 5855

ESECUZIONI SPECIALI A DISEGNO
CUSTOMIZED DESIGN ON REQUEST



VHM e8 1,5xD
R 10° RH-LH
DIN 6535 HA
INTERNO INTERNAL

	ELICA DX - RH HELIX	ELICA DX - RH HELIX
TRATTAMENTO SUPERFICIALE SURFACE TREATMENT	Uncoated ≤45 Hrc	Coated TNF ≤45 Hrc
MATERIALI LAVORABILI WORKING MATERIALS page 4D • 3	P1.1-P5.1 K1.1-K4.2 N1.1-N1.5 N2.1-N2.6 N3.1-N4.2 S1.1-S1.3	P1.1-P5.1 M1.1-M4.1 N1.1-N5.2 S1.1-S2.6 H1.1-H1.2

Filetto - Thread	Pitch mm	d1	L1	L2	d2	Z		
MJ 4	0.70	3.1	52	5	6.0	3	FIGMJ40N	FIGMJ40T
MJ 5	0.80	4.0	49	6	6.0	3	FIGMJ42N	FIGMJ42T
MJ 6 MJ 7	1.00	4.5	50	7	6.0	3	FIGMJ44N	FIGMJ44T
MJ 8	1.00	6.0	49	9	6.0	3	FIGMJ46N	FIGMJ46T
MJ 10 MJ 12	1.25	8.0	57	12	8.0	3	FIGMJ48N	FIGMJ48T
MJ 14	1.50	10.0	70	15	10.0	4	FIGMJ50N	FIGMJ50T
MJ 16	1.50	12.0	70	18	12.0	4	FIGMJ52N	FIGMJ52T
MJ 18	1.50	14.0	86	21	14.0	4	FIGMJ54N	FIGMJ54T
MJ 20 MJ 22	1.50	16.0	84	24	16.0	5	FIGMJ56N	FIGMJ56T
MJ 24 >	2.00	20.0	100	30	20.0	5	FIGMJ58N	FIGMJ58T

	ELICA DX - RH HELIX	ELICA DX - RH HELIX
	Uncoated ≤45 Hrc	Coated TNF ≤45 Hrc
	P1.1-P5.1 K1.1-K4.2 N1.1-N1.5 N2.1-N2.6 N3.1-N4.2 S1.1-S1.3	P1.1-P5.1 M1.1-M4.1 N1.1-N5.2 S1.1-S2.6 H1.1-H1.2

FIGMJ42NF	FIGMJ42F
FIGMJ44NF	FIGMJ44F
FIGMJ46NF	FIGMJ46F
FIGMJ48NF	FIGMJ48F
FIGMJ50NF	FIGMJ50F
FIGMJ52NF	FIGMJ52F
FIGMJ54NF	FIGMJ54F
FIGMJ56NF	FIGMJ56F
FIGMJ58NF	FIGMJ58F

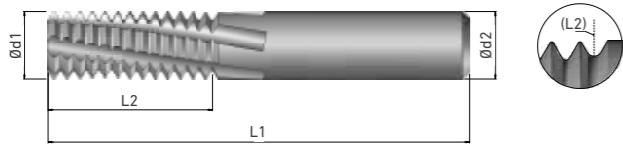
INTERNAL 2xD



MJ

DIN ISO 5855

ESECUZIONI SPECIALI A DISEGNO
CUSTOMIZED DESIGN ON REQUEST



- VHM
- e8
- 2xD
- R 10°
- RH-LH
- DIN 6535 HA
- INTERNO INTERNAL

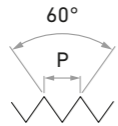
	ELICA DX - RH HELIX	ELICA DX - RH HELIX
		
		
TRATTAMENTO SUPERFICIALE SURFACE TREATMENT	Uncoated ≤45 Hrc	Coated TNF ≤45 Hrc
MATERIALI LAVORABILI WORKING MATERIALS page 4D - 3	<ul style="list-style-type: none"> P1.1-P5.1 K1.1-K4.2 N1.1-N1.5 N2.1-N2.6 N3.1-N4.2 S1.1-S1.3 	<ul style="list-style-type: none"> P1.1-P5.1 M1.1-M4.1 N1.1-N5.2 S1.1-S2.6 H1.1-H1.2

Filetto - Thread	Pitch mm	d1	L1	L2	d2	Z	FIGMJ03N	FIGMJ03T
MJ 4	0.70	3.1	54	8	6.0	3	FIGMJ00N	FIGMJ00T
MJ 5	0.80	4.0	54	12	6.0	3	FIGMJ02N	FIGMJ02T
MJ 6 MJ 7	1.00	4.5	54	12	6.0	3	FIGMJ05N	FIGMJ05T
MJ 8	1.00	6.0	54	15	6.0	3	FIGMJ10N	FIGMJ10T
MJ 10 MJ 12	1.25	8.0	66	20	8.0	3	FIGMJ16N	FIGMJ16T
MJ 14	1.50	10.0	80	25	10.0	4	FIGMJ20N	FIGMJ20T
MJ 16	1.50	12.0	82	30	12.0	4	FIGMJ24N	FIGMJ24T
MJ 18	1.50	14.0	100	35	14.0	4	FIGMJ29N	FIGMJ29T
MJ 20 MJ 22	1.50	16.0	100	40	16.0	5	FIGMJ35N	FIGMJ35T
MJ 24 >	2.00	20.0	110	40	20.0	5		

	ELICA DX - RH HELIX	ELICA DX - RH HELIX
		
		
TRATTAMENTO SUPERFICIALE SURFACE TREATMENT	Uncoated ≤45 Hrc	Coated TNF ≤45 Hrc
MATERIALI LAVORABILI WORKING MATERIALS page 4D - 3	<ul style="list-style-type: none"> P1.1-P5.1 K1.1-K4.2 N1.1-N1.5 N2.1-N2.6 N3.1-N4.2 S1.1-S1.3 	<ul style="list-style-type: none"> P1.1-P5.1 M1.1-M4.1 N1.1-N5.2 S1.1-S2.6 H1.1-H1.2

FIGMJ00NF	FIGMJ00F
FIGMJ02NF	FIGMJ02F
FIGMJ05NF	FIGMJ05F
FIGMJ10NF	FIGMJ10F
FIGMJ16NF	FIGMJ16F
FIGMJ20NF	FIGMJ20F
FIGMJ24NF	FIGMJ24F
FIGMJ29NF	FIGMJ29F
FIGMJ35NF	FIGMJ35F

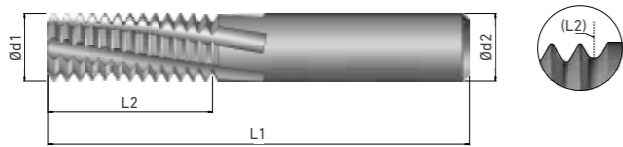
INTERNAL 1,5xD



UNJ

ASME B1.15

ESECUZIONI SPECIALI A DISEGNO
CUSTOMIZED DESIGN ON REQUEST



VHM e8 1,5xD
R 10° RH-LH
DIN 6535 HA
INTERNO INTERNAL

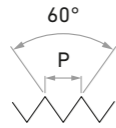
	ELICA DX - RH HELIX	ELICA DX - RH HELIX
TRATTAMENTO SUPERFICIALE SURFACE TREATMENT	Uncoated ≤45 Hrc	Coated TNF ≤45 Hrc
MATERIALI LAVORABILI WORKING MATERIALS page 4D - 3	P1.1-P5.1 K1.1-K4.2 N1.1-N1.5 N2.1-N2.6 N3.1-N4.2 S1.1-S1.3	P1.1-P5.1 M1.1-M4.1 N1.1-N5.2 S1.1-S2.6 H1.1-H1.2

Filetto - Thread	(TPI)	d1	L1	L2	d2	Z		
5/16" UNJ 3/8" UNJ	24	6.0	49	9	6.0	3	FIGUNJ58N	FIGUNJ58T
5/16" UNJ	18	6.0	49	9	6.0	3	FIGUNJ60N	FIGUNJ60T
3/8" UNJ 7/16" UNJ	16	6.0	49	9	6.0	3	FIGUNJ62N	FIGUNJ62T
7/16" UNJ 1/2" UNJ	28	8.0	58	12	8.0	3	FIGUNJ64N	FIGUNJ64T
7/16" UNJ 1/2" UNJ	20	8.0	58	12	8.0	3	FIGUNJ66N	FIGUNJ66T
1/2" UNJ 9/16" UNJ	16	8.0	58	12	8.0	3	FIGUNJ68N	FIGUNJ68T
7/16" UNJ	14	8.0	58	12	8.0	3	FIGUNJ70N	FIGUNJ70T
1/2" UNJ	13	8.0	58	12	8.0	3	FIGUNJ72N	FIGUNJ72T
9/16" UNJ 11/16" UNJ	24	10.0	70	15	10.0	4	FIGUNJ74N	FIGUNJ74T
9/16" UNJ 5/8" UNJ	18	10.0	70	15	10.0	4	FIGUNJ76N	FIGUNJ76T
9/16" UNJ	12	10.0	70	15	10.0	4	FIGUNJ78N	FIGUNJ78T
5/8" UNJ 13/16" UNJ	16	12.0	70	18	12.0	4	FIGUNJ80N	FIGUNJ80T
5/8" UNJ 13/16" UNJ	12	12.0	70	18	12.0	4	FIGUNJ82N	FIGUNJ82T
5/8" UNJ	11	12.0	70	18	12.0	4	FIGUNJ84N	FIGUNJ84T
3/4" UNJ	10	12.0	70	18	12.0	4	FIGUNJ86N	FIGUNJ86T
3/4" UNJ 1" UNJ	20	16.0	84	24	16.0	5	FIGUNJ88N	FIGUNJ88T
7/8" UNJ 1" UNJ	16	15.5	84	24	16.0	5	FIGUNJ90N	FIGUNJ90T
7/8" UNJ	14	15.5	84	24	16.0	5	FIGUNJ92N	FIGUNJ92T
7/8" UNJ 1" UNJ	12	16.0	84	24	16.0	5	FIGUNJ94N	FIGUNJ94T
11/16" UNJ 1 1/16" UNJ	18	20.0	100	30	20.0	5	FIGUNJ96N	FIGUNJ96T
1 1/16" UNJ 2 1/2" UNJ	16	20.0	100	30	20.0	5	FIGUNJ98N	FIGUNJ98T
1 1/16" UNJ 2 1/2" UNJ	12	20.0	100	30	20.0	5	FIGUNJ100N	FIGUNJ100T

	ELICA DX - RH HELIX	ELICA DX - RH HELIX
TRATTAMENTO SUPERFICIALE SURFACE TREATMENT	Uncoated ≤45 Hrc	Coated TNF ≤45 Hrc
MATERIALI LAVORABILI WORKING MATERIALS page 4D - 3	P1.1-P5.1 K1.1-K4.2 N1.1-N1.5 N2.1-N2.6 N3.1-N4.2 S1.1-S1.3	P1.1-P5.1 M1.1-M4.1 N1.1-N5.2 S1.1-S2.6 H1.1-H1.2

FIGUNJ58NF	FIGUNJ58F
FIGUNJ60NF	FIGUNJ60F
FIGUNJ62NF	FIGUNJ62F
FIGUNJ64NF	FIGUNJ64F
FIGUNJ66NF	FIGUNJ66F
FIGUNJ68NF	FIGUNJ68F
FIGUNJ70NF	FIGUNJ70F
FIGUNJ72NF	FIGUNJ72F
FIGUNJ74NF	FIGUNJ74F
FIGUNJ76NF	FIGUNJ76F
FIGUNJ78NF	FIGUNJ78F
FIGUNJ80NF	FIGUNJ80F
FIGUNJ82NF	FIGUNJ82F
FIGUNJ84NF	FIGUNJ84F
FIGUNJ86NF	FIGUNJ86F
FIGUNJ88NF	FIGUNJ88F
FIGUNJ90NF	FIGUNJ90F
FIGUNJ92NF	FIGUNJ92F
FIGUNJ94NF	FIGUNJ94F
FIGUNJ96NF	FIGUNJ96F
FIGUNJ98NF	FIGUNJ98F
FIGUNJ100NF	FIGUNJ100F

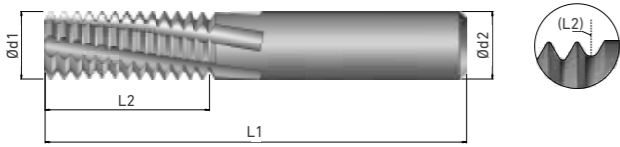
INTERNAL 2xD



UNJ

ASME B1.15

ESECUZIONI SPECIALI A DISEGNO
CUSTOMIZED DESIGN ON REQUEST



VHM e8 2xD
R 10° RH-LH
DIN 6535 HA
INTERNO INTERNAL

	ELICA DX - RH HELIX	ELICA DX - RH HELIX
TRATTAMENTO SUPERFICIALE SURFACE TREATMENT	Uncoated ≤45 Hrc	Coated TNF ≤45 Hrc
MATERIALI LAVORABILI WORKING MATERIALS page 4D - 3	P1.1-P5.1 K1.1-K4.2 N1.1-N1.5 N2.1-N2.6 N3.1-N4.2 S1.1-S1.3	P1.1-P5.1 M1.1-M4.1 N1.1-N5.2 S1.1-S2.6 H1.1-H1.2

Filetto - Thread	(TPI)	d1	L1	L2	d2	Z		
5/16" UNJ 3/8" UNJ	24	6.0	54	15	6.0	3	FIGUNJ04N	FIGUNJ04T
5/16" UNJ	18	6.0	54	15	6.0	3	FIGUNJ06N	FIGUNJ06T
3/8" UNJ 7/16" UNJ	16	6.0	54	15	6.0	3	FIGUNJ08N	FIGUNJ08T
7/16" UNJ 1/2" UNJ	28	8.0	66	20	8.0	3	FIGUNJ10N	FIGUNJ10T
7/16" UNJ 1/2" UNJ	20	8.0	66	20	8.0	3	FIGUNJ12N	FIGUNJ12T
1/2" UNJ 9/16" UNJ	16	8.0	66	20	8.0	3	FIGUNJ14N	FIGUNJ14T
7/16" UNJ	14	8.0	66	20	8.0	3	FIGUNJ16N	FIGUNJ16T
1/2" UNJ	13	8.0	66	20	8.0	3	FIGUNJ18N	FIGUNJ18T
9/16" UNJ 11/16" UNJ	24	10.0	80	25	10.0	4	FIGUNJ20N	FIGUNJ20T
9/16" UNJ 5/8" UNJ	18	10.0	80	25	10.0	4	FIGUNJ22N	FIGUNJ22T
9/16" UNJ	12	10.0	80	25	10.0	4	FIGUNJ24N	FIGUNJ24T
5/8" UNJ 13/16" UNJ	16	12.0	82	30	12.0	4	FIGUNJ26N	FIGUNJ26T
5/8" UNJ 13/16" UNJ	12	12.0	82	30	12.0	4	FIGUNJ28N	FIGUNJ28T
5/8" UNJ	11	12.0	82	30	12.0	4	FIGUNJ30N	FIGUNJ30T
3/4" UNJ	10	12.0	82	30	12.0	4	FIGUNJ32N	FIGUNJ32T
3/4" UNJ 1" UNJ	20	16.0	100	40	16.0	5	FIGUNJ34N	FIGUNJ34T
7/8" UNJ 1" UNJ	16	15.5	100	40	16.0	5	FIGUNJ36N	FIGUNJ36T
7/8" UNJ	14	15.5	100	40	16.0	5	FIGUNJ38N	FIGUNJ38T
7/8" UNJ 1" UNJ	12	16.0	100	40	16.0	5	FIGUNJ40N	FIGUNJ40T
1 1/16" UNJ 1 1/16" UNJ	18	20.0	110	45	20.0	5	FIGUNJ42N	FIGUNJ42T
1 1/16" UNJ 2 1/2" UNJ	16	20.0	110	45	20.0	5	FIGUNJ44N	FIGUNJ44T
1 1/16" UNJ 2 1/2" UNJ	12	20.0	110	45	20.0	5	FIGUNJ46N	FIGUNJ46T

	ELICA DX - RH HELIX	ELICA DX - RH HELIX
TRATTAMENTO SUPERFICIALE SURFACE TREATMENT	Uncoated ≤45 Hrc	Coated TNF ≤45 Hrc
MATERIALI LAVORABILI WORKING MATERIALS page 4D - 3	P1.1-P5.1 K1.1-K4.2 N1.1-N1.5 N2.1-N2.6 N3.1-N4.2 S1.1-S1.3	P1.1-P5.1 M1.1-M4.1 N1.1-N5.2 S1.1-S2.6 H1.1-H1.2

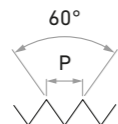
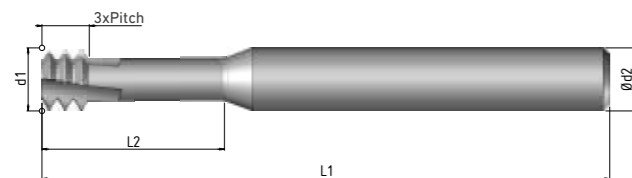
FIGUNJ04NF	FIGUNJ04F
FIGUNJ06NF	FIGUNJ06F
FIGUNJ08NF	FIGUNJ08F
FIGUNJ10NF	FIGUNJ10F
FIGUNJ12NF	FIGUNJ12F
FIGUNJ14NF	FIGUNJ14F
FIGUNJ16NF	FIGUNJ16F
FIGUNJ18NF	FIGUNJ18F
FIGUNJ20NF	FIGUNJ20F
FIGUNJ22NF	FIGUNJ22F
FIGUNJ24NF	FIGUNJ24F
FIGUNJ26NF	FIGUNJ26F
FIGUNJ28NF	FIGUNJ28F
FIGUNJ30NF	FIGUNJ30F
FIGUNJ32NF	FIGUNJ32F
FIGUNJ34NF	FIGUNJ34F
FIGUNJ36NF	FIGUNJ36F
FIGUNJ38NF	FIGUNJ38F
FIGUNJ40NF	FIGUNJ40F
FIGUNJ42NF	FIGUNJ42F
FIGUNJ44NF	FIGUNJ44F
FIGUNJ46NF	FIGUNJ46F

**MICRO
INTERNAL 2xD**


MJ

DIN ISO 5855

ESECUZIONI SPECIALI A DISEGNO
CUSTOMIZED DESIGN ON REQUEST



VHM e8 2xD
R 10° RH-LH
DIN 6535 HA
INTERNO INTERNAL



ELICA DX - RH HELIX ELICA DX - RH HELIX



TRATTAMENTO SUPERFICIALE
SURFACE TREATMENT

Uncoated ≤ 45 Hrc Coated TNF ≤ 45 Hrc

MATERIALI LAVORABILI
WORKING MATERIALS
page 4D + 3

P1.1-P5.1 P1.1-P5.1
K1.1-K4.2 M1.1-M4.1
N1.1-N1.5 N1.1-N5.2
N2.1-N2.6 S1.1-S2.6
N3.1-N4.2 H1.1-H1.2
S1.1-S1.3

Filetto - Thread	Pitch mm	d1	L1	L2	d2	Z	Z type TX		
MJ 3	0.50	2.35	54	6.50	6.0	3	4	FIGMJMIC01N	FIGMJMIC01T
MJ 3.5	0.60	2.75	54	7.50	6.0	3	4	FIGMJMIC03N	FIGMJMIC03T
MJ 4	0.70	3.10	54	9.00	6.0	3	4	FIGMJMIC05N	FIGMJMIC05T
MJ 5	0.80	3.80	54	12.50	6.0	3	4	FIGMJMIC07N	FIGMJMIC07T
MJ 6	1.00	4.65	54	14.00	6.0	3	4	FIGMJMIC09N	FIGMJMIC09T
MJ 8	1.25	5.95	54	18.00	6.0	3	4	FIGMJMIC11N	FIGMJMIC11T
MJ 10	1.50	7.80	64	23.00	8.0	3	4	FIGMJMIC13N	FIGMJMIC13T
MJ 12	1.75	9.00	73	26.00	10.0	3	4	FIGMJMIC15N	FIGMJMIC15T
MJ 14	2.00	10.40	80	35.00	12.0	4		FIGMJMIC17N	FIGMJMIC17T
MJ 16	2.00	11.80	80	35.00	12.0		5		
MJ	2.50	15.00	100	43.00	16.0	4	6	FIGMJMIC19N	FIGMJMIC19T



ELICA SX - LH HELIX



Coated LTM ≥ 45 Hrc ≤ 60 Hrc

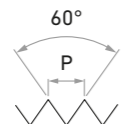
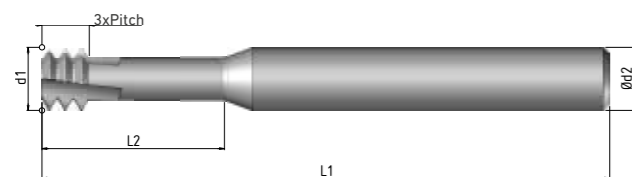
N2.7-N2.8
H1.3-H1.5

FIGMJMIC09TX-SX
FIGMJMIC11TX-SX
FIGMJMIC13TX-SX
FIGMJMIC15TX-SX
FIGMJMIC17TX-SX
FIGMJMIC19TX-SX
FIGMJMIC21TX-SX
FIGMJMIC23TX-SX
FIGMJMIC25TX-SX
FIGMJMIC27TX-SX


INTERNAL 3xD

MJ
DIN ISO 5855

ESECUZIONI SPECIALI A DISEGNO
CUSTOMIZED DESIGN ON REQUEST



VHM e8 3xD
R 10° RH-LH
DIN 6535 HA
INTERNO INTERNAL



	ELICA DX - RH HELIX	ELICA DX - RH HELIX
TRATTAMENTO SUPERFICIALE SURFACE TREATMENT	Uncoated ≤45 Hrc	Coated TNF ≤45 Hrc
MATERIALI LAVORABILI WORKING MATERIALS page 4D + 3	P1.1-P5.1 K1.1-K4.2 N1.1-N1.5 N2.1-N2.6 N3.1-N4.2 S1.1-S1.3	P1.1-P5.1 M1.1-M4.1 N1.1-N5.2 S1.1-S2.6 H1.1-H1.2

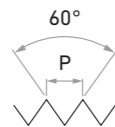
Filetto - Thread	Pitch mm	d1	L1	L2	d2	Z	Z type TX		
MJ 3	0.50	2.35	54	9.50	6.0	3	4	FIGMJMIC30N	FIGMJMIC30T
MJ 3.5	0.60	2.75	54	10.00	6.0	3		FIGMJMIC32N	FIGMJMIC32T
MJ 4	0.70	3.10	54	12.50	6.0	3	4	FIGMJMIC34N	FIGMJMIC34T
MJ 5	0.80	3.80	54	16.00	6.0	3	4	FIGMJMIC36N	FIGMJMIC36T
MJ 6	1.00	4.65	54	20.00	6.0	3	4	FIGMJMIC38N	FIGMJMIC38T
MJ 8	1.25	5.95	54	24.00	6.0	3	4	FIGMJMIC40N	FIGMJMIC40T




	ELICA SX - LH HELIX
	Coated LTM ≥45 Hrc ≤60Hrc
	N2.7-N2.8
	H1.3-H1.5

FIGMJMIC37TX-SX
FIGMJMIC39TX-SX
FIGMJMIC41TX-SX
FIGMJMIC43TX-SX
FIGMJMIC45TX-SX

MICRO 2xD UNJ, UNJF, UNJC

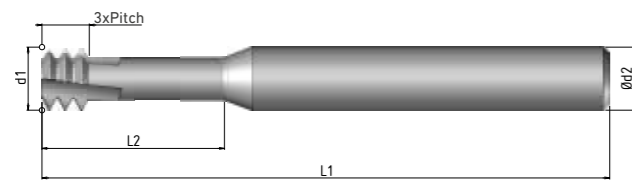


VHM e8 2xD
R 10° RH-LH
DIN 6535 HA
INTERNO INTERNAL



ASME B1.15

ESECUZIONI SPECIALI A DISEGNO
CUSTOMIZED DESIGN ON REQUEST



	ELICA DX - RH HELIX	ELICA DX - RH HELIX
TRATTAMENTO SUPERFICIALE SURFACE TREATMENT	Uncoated ≤45 Hrc	Coated TNF ≤45 Hrc
MATERIALI LAVORABILI WORKING MATERIALS page 4D - 3	P1.1-P5.1 K1.1-K4.2 N1.1-N1.5 N2.1-N2.6 N3.1-N4.2 S1.1-S1.3	P1.1-P5.1 M1.1-M4.1 N1.1-N5.2 S1.1-S2.6 H1.1-H1.2

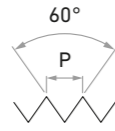
Filetto - Thread	(TPI)	d1	L1	L2	d2	Z	Z type TX		
Nr. 4 UNJ	40	2.10	54	6.3	6.0	3		FIGUNJMIC02N	FIGUNJMIC02T
Nr. 5 UNJ	44	2.10	54	6.3	6.0	3		FIGUNJMIC03N	FIGUNJMIC03T
Nr. 6 UNJ	40	2.45	54	7.0	6.0	3		FIGUNJMIC04N	FIGUNJMIC04T
Nr. 6 UNJ 1/4" UNJ	32	2.55	54	7.0	6.0	3		FIGUNJMIC05N	FIGUNJMIC05T
Nr. 8 UNJ	36	3.30	54	9.0	6.0	3		FIGUNJMIC07N	FIGUNJMIC07T
Nr. 10 UNJ Nr. 12 UNJ	24	3.50	54	9.0	6.0	3		FIGUNJMIC09N	FIGUNJMIC09T
Nr. 8" UNJC Nr. 10" UNJF	32	3.70	54	9.0	6.0		4		
Nr. 12 UNJ 1/4" UNJ	28	4.20	54	11.0	6.0	3		FIGUNJMIC11N	FIGUNJMIC11T
1/4" UNJC	20	4.75	54	14.5	6.0		4		
1/4" UNJ	20	4.75	54	14.5	6.0	3		FIGUNJMIC13N	FIGUNJMIC13T
1/4" UNJF	28	5.00	54	14.0	6.0		4		
5/16" UNJC 9/16" UNJF	18	6.00	64	23.0	8.0		4		
5/16" UNJ 9/16" UNJ	18	6.00	64	17.0	8.0	3		FIGUNJMIC15N	FIGUNJMIC15T
5/16" UNJ 5/16" UNJF 3/8" UNJF	24	6.60	64	22.0	8.0		4	FIGUNJMIC17N	FIGUNJMIC17T
3/8" UNJC	16	6.70	64	23.0	8.0		4		
3/8" UNJ	16	6.70	64	25.0	8.0	3		FIGUNJMIC19N	FIGUNJMIC19T
7/16" UNJC	14	7.70	64	23.0	8.0		4		
7/16" UNJF	20	8.00	64	23.0	8.0		4		
7/16" UNJ	14	7.70	73	27.5	10.0	4		FIGUNJMIC21N	FIGUNJMIC21T
7/16" UNJ	20	8.00	73	27.5	10.0	4		FIGUNJMIC23N	FIGUNJMIC23T
1/2" UNJ	13	9.20	73	27.5	10.0	4		FIGUNJMIC25N	FIGUNJMIC25T
3/4" UNJ	16	12.00	80	35.0	12.0	4		FIGUNJMIC27N	FIGUNJMIC27T




ELICA SX - LH HELIX	
Coated LTM ≥45 Hrc ≤60Hrc	
N2.7-N2.8	
H1.3-H1.5	

FIGUNJMIC03TX-SX
FIGUNJMIC09TX-SX
FIGUNJMIC05TX-SX
FIGUNJMIC13TX-SX
FIGUNJMIC07TX-SX
FIGUNJMIC15TX-SX
FIGUNJMIC17TX-SX
FIGUNJMIC11TX-SX

MICRO 3xD UNJ,UNJF,UNJC

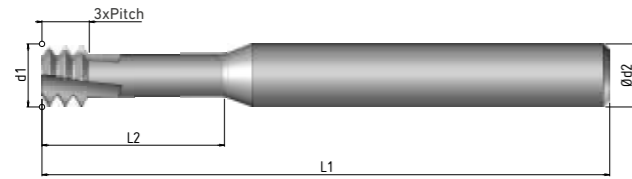


VHM e8 3xD
R 10° RH-LH
DIN 6535 HA
INTERNO INTERNAL



ASME B1.15

ESECUZIONI SPECIALI A DISEGNO
CUSTOMIZED DESIGN ON REQUEST



	ELICA DX - RH HELIX	ELICA DX - RH HELIX
TRATTAMENTO SUPERFICIALE SURFACE TREATMENT	Uncoated ≤45 Hrc	Coated TNF ≤45 Hrc
MATERIALI LAVORABILI WORKING MATERIALS page 4D - 3	P1.1-P5.1 K1.1-K4.2 N1.1-N1.5 N2.1-N2.6 N3.1-N4.2 S1.1-S1.3	P1.1-P5.1 M1.1-M4.1 N1.1-N5.2 S1.1-S2.6 H1.1-H1.2

Filetto - Thread	(TPI)	d1	L1	L2	d2	Z	Z type TX		
Nr. 4 UNJ+A31:C50	40	2.10	54	8.0	6.0	3		FIGUNJMIC50N	FIGUNJMIC50T
Nr. 5 UNJ	44	2.10	54	8.0	6.0	3		FIGUNJMIC51N	FIGUNJMIC51T
Nr. 6 UNJ	40	2.45	54	9.6	6.0	3		FIGUNJMIC52N	FIGUNJMIC52T
Nr. 6 UNJ 1/4" UNJ	32	2.60	54	10.5	6.0	3		FIGUNJMIC53N	FIGUNJMIC53T
Nr. 8 UNJ	36	3.00	54	12.5	6.0	3		FIGUNJMIC55N	FIGUNJMIC55T
Nr. 10 UNJ Nr. 12 UNJ	24	3.00	54	12.5	6.0	3		FIGUNJMIC57N	FIGUNJMIC57T
8" UNJC 10" UNJF	32	3.30	54	12.50	6.0		4		
Nr. 12 UNJ 1/4" UNJ	28	4.00	54	15.0	6.0	3		FIGUNJMIC59N	FIGUNJMIC59T
1/4" UNJC	20	4.90	54	20.0	6.0		4		
1/4" UNJ	20	5.00	54	19.0	6.0	3		FIGUNJMIC61N	FIGUNJMIC61T
1/4" UNJF	28	5.10	54	14.0	6.0		4		
5/16" UNJC 9/16" UNJF	18	6.15	64	28.0	8.0		4		
5/16" UNJ 9/16" UNJ	18	6.40	64	24.0	8.0	3		FIGUNJMIC63N	FIGUNJMIC63T
3/8" UNJC	16	6.90	64	28.0	8.0		4		
5/16" UNJ 5/16" UNJF 3/8" UNJF	24	6.70	64	24.0	8.0	3	4	FIGUNJMIC65N	FIGUNJMIC65T
7/16" UNJC	14	7.90	64	28.0	8.0		4		
3/8" UNJ 3/4" UNJ	16	7.70	64	28.9	8.0	3		FIGUNJMIC67N	FIGUNJMIC67T
7/16" UNJF	20	8.00	64	28.0	8.0		4		
7/16" UNJ	14	9.20	73	34.5	10.0	4		FIGUNJMIC69N	FIGUNJMIC69T
7/16" UNJ	20	9.60	73	36.0	10.0	4		FIGUNJMIC71N	FIGUNJMIC71T
1/2" UNJ	13	9.90	73	37.0	10.0	4		FIGUNJMIC73N	FIGUNJMIC73T



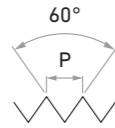
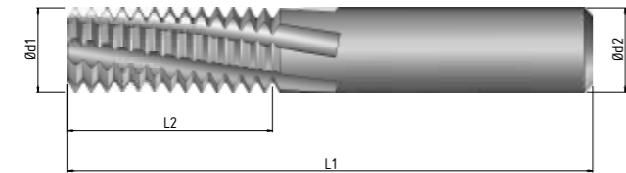
ELICA SX - LH HELIX	
Coated LTM ≤45 Hrc ≤60Hrc	
N2.7-N2.8	
H1.3-H1.5	

FIGUNJMIC31TX-SX
FIGUNJMIC37TX-SX
FIGUNJMIC33TX-SX
FIGUNJMIC41TX-SX
FIGUNJMIC35TX-SX
FIGUNJMIC43TX-SX
FIGUNJMIC45TX-SX
FIGUNJMIC39TX-SX


EXTERNAL 2xD

M DIN13

ESECUZIONI SPECIALI A DISEGNO
CUSTOMIZED DESIGN ON REQUEST



- VHM
- e8
- 2xD
- R 10°
- RH-LH
- DIN 6535 HA
- ESTERNO EXTERNAL



ELICA DX - RH HELIX ELICA DX - RH HELIX

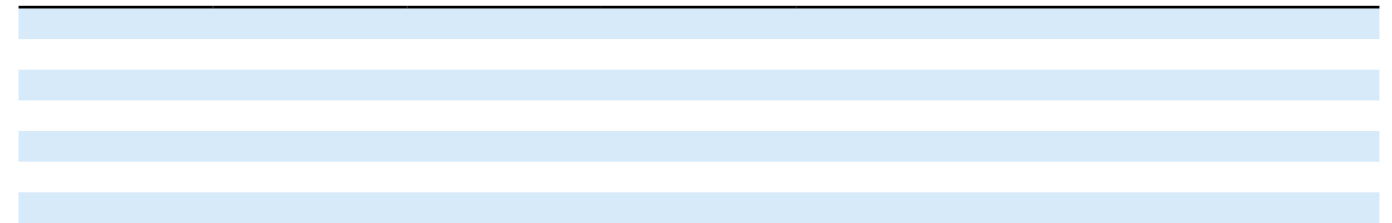
TRATTAMENTO SUPERFICIALE
SURFACE TREATMENT

- Uncoated ≤45 Hrc
- Coated TNF ≤45 Hrc

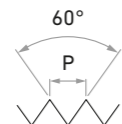
MATERIALI LAVORABILI
WORKING MATERIALS
page 4D - 3

- P1.1-P5.1
- K1.1-K4.2
- N1.1-N1.5
- N2.1-N2.6
- N3.1-N4.2
- S1.1-S1.3
- P1.1-P5.1
- M1.1-M4.1
- N1.1-N5.2
- S1.1-S2.6
- H1.1-H1.2

Pitch mm	d1	L1	L2	d2	Z	FIGMET17N_EXT	FIGMET17T_EXT
1.00	8.0	66	20	8.0	3	FIGMET19N_EXT	FIGMET19T_EXT
1.25	10.0	80	25	10.0	4	FIGMET21N_EXT	FIGMET21T_EXT
1.50	12.0	82	30	12.0	4	FIGMET23N_EXT	FIGMET23T_EXT
1.75	14.0	100	35	14.0	4	FIGMET25N_EXT	FIGMET25T_EXT
2.00	16.0	100	40	16.0	5	FIGMET27N_EXT	FIGMET27T_EXT
2.50	18.0	110	40	18.0	5	FIGMET29N_EXT	FIGMET29T_EXT
3.00	20.0	110	40	20.0	5		

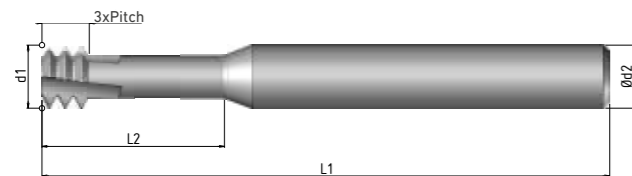


MICRO EXT. 2xD




M
DIN13

ESECUZIONI SPECIALI A DISEGNO
CUSTOMIZED DESIGN ON REQUEST



- VHM
- e8
- 2xD
- R 10°
- RH-LH
- DIN 6535 HA
- ESTERNO EXTERNAL



ELICA DX - RH HELIX ELICA DX - RH HELIX

TRATTAMENTO SUPERFICIALE
SURFACE TREATMENT

- Uncoated ≤45 Hrc
- Coated TNF ≤45 Hrc

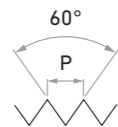
MATERIALI LAVORABILI
WORKING MATERIALS
page 4D - 3

- P1.1-P5.1
- K1.1-K4.2
- N1.1-N1.5
- N2.1-N2.6
- N3.1-N4.2
- S1.1-S1.3
- P1.1-P5.1
- M1.1-M4.1
- N1.1-N5.2
- S1.1-S2.6
- H1.1-H1.2

Pitch mm	d1	L1	L2	d2	Z
0.50	6.0	54	18	6	3
0.75	6.0	54	18	6	3

FIGMETMIC07N_EXT	FIGMETMIC07T_EXT
FIGMETMIC11N_EXT	FIGMETMIC11T_EXT

MICRO EXT. 3xD



- VHM
- e8
- 3xD
- R 10°
- RH-LH
- DIN 6535 HA
- ESTERNO EXTERNAL

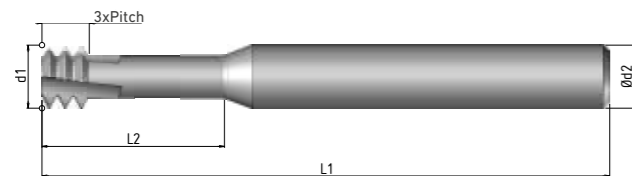


ELICA DX - RH HELIX

ELICA DX - RH HELIX

M
DIN13

ESECUZIONI SPECIALI A DISEGNO
CUSTOMIZED DESIGN ON REQUEST



TRATTAMENTO SUPERFICIALE
SURFACE TREATMENT

Uncoated
≤45 Hrc

Coated TNF
≤45 Hrc

MATERIALI LAVORABILI
WORKING MATERIALS
page 4D - 3

- P1.1-P5.1
- K1.1-K4.2
- N1.1-N1.5
- N2.1-N2.6
- N3.1-N4.2
- S1.1-S1.3

- P1.1-P5.1
- M1.1-M4.1
- N1.1-N5.2
- S1.1-S2.6
- H1.1-H1.2

Pitch mm	d1	L1	L2	d2	Z
0.50	6.0	54	24	6.0	3
0.75	6.0	54	24	6.0	3

FIGMETMIC09N_EXT

FIGMETMIC09T_EXT

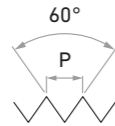
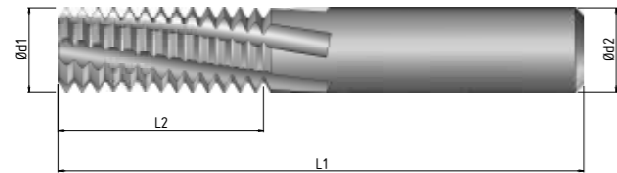
FIGMETMIC13N_EXT

FIGMETMIC13T_EXT

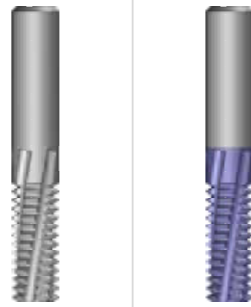
EXTERNAL 2xD

MJ
DIN ISO 5855

ESECUZIONI SPECIALI A DISEGNO
CUSTOMIZED DESIGN ON REQUEST



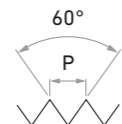
- VHM
- e8
- 2xD
- R 10°
- RH-LH
- DIN 6535 HA
- ESTERNO EXTERNAL



	ELICA DX - RH HELIX	ELICA DX - RH HELIX
TRATTAMENTO SUPERFICIALE SURFACE TREATMENT	Uncoated ≤45 Hrc	Coated TNF ≤45 Hrc
MATERIALI LAVORABILI WORKING MATERIALS page 4D - 3	<ul style="list-style-type: none"> P1.1-P5.1 K1.1-K4.2 N1.1-N1.5 N2.1-N2.6 N3.1-N4.2 S1.1-S1.3 	<ul style="list-style-type: none"> P1.1-P5.1 M1.1-M4.1 N1.1-N5.2 S1.1-S2.6 H1.1-H1.2

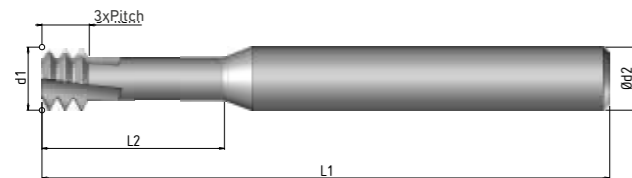
Pitch mm	d1	L1	L2	d2	Z	FIGMJ58N_EXT	FIGMJ58T_EXT
1.00	8.0	66	20	8.0	3	FIGMJ60N_EXT	FIGMJ60T_EXT
1.25	10.0	80	25	10.0	4	FIGMJ62N_EXT	FIGMJ62T_EXT
1.50	12.0	82	30	12.0	4	FIGMJ64N_EXT	FIGMJ64T_EXT
1.75	14.0	100	35	14.0	4	FIGMJ66N_EXT	FIGMJ66T_EXT
2.00	16.0	100	40	16.0	5	FIGMJ68N_EXT	FIGMJ68T_EXT
2.50	18.0	110	40	18.0	5	FIGMJ70N_EXT	FIGMJ70T_EXT
3.00	20.0	110	40	20.0	5		

MICRO EXT. 2xD




MJ
DIN ISO 5855

ESECUZIONI SPECIALI A DISEGNO
CUSTOMIZED DESIGN ON REQUEST



Pitch mm	d1	L1	L2	d2	Z
0.50	6.0	54	18	6.0	3
0.75	6.0	54	18	6.0	3

- VHM
- e8
- 2xD
- R 10°
- RH-LH
- DIN 6535 HA
- ESTERNO EXTERNAL



ELICA DX - RH HELIX



ELICA DX - RH HELIX

TRATTAMENTO SUPERFICIALE
SURFACE TREATMENT

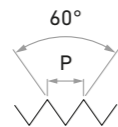
- Uncoated ≤45 Hrc
- Coated TNF ≤45 Hrc

MATERIALI LAVORABILI
WORKING MATERIALS
page 4D - 3

- P1.1-P5.1
- K1.1-K4.2
- N1.1-N1.5
- N2.1-N2.6
- N3.1-N4.2
- S1.1-S1.3
- P1.1-P5.1
- M1.1-M4.1
- N1.1-N5.2
- S1.1-S2.6
- H1.1-H1.2

FIGMJMIC50N_EXT	FIGMJMIC50T_EXT
FIGMJMIC54N_EXT	FIGMJMIC54T_EXT

MICRO EXT. 3xD

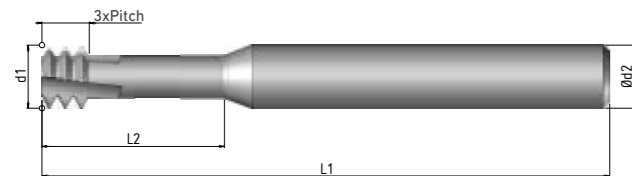


- VHM
- e8
- 3xD
- R 10°
- RH-LH
- DIN 6535 HA
- ESTERNO EXTERNAL


MJ

DIN ISO 5855

ESECUZIONI SPECIALI A DISEGNO
CUSTOMIZED DESIGN ON REQUEST



Pitch mm	d1	L1	L2	d2	Z
0.50	6.0	54	24	6.0	3
0.75	6.0	54	24	6.0	3



ELICA DX - RH HELIX ELICA DX - RH HELIX

TRATTAMENTO SUPERFICIALE SURFACE TREATMENT	Uncoated ≤45 Hrc	Coated TNF ≤45 Hrc
---	---------------------	-----------------------

MATERIALI LAVORABILI WORKING MATERIALS page 4D - 3	P1.1-P5.1	P1.1-P5.1
	K1.1-K4.2	M1.1-M4.1
	N1.1-N1.5	N1.1-N5.2
	N2.1-N2.6	S1.1-S2.6
	N3.1-N4.2	H1.1-H1.2
	S1.1-S1.3	

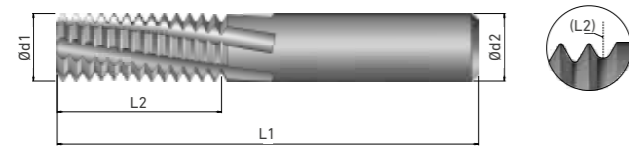
FIGMJMIC52N_EXT	FIGMJMIC52T_EXT
FIGMJMIC56N_EXT	FIGMJMIC56T_EXT

THREAD REPAIR 2xD

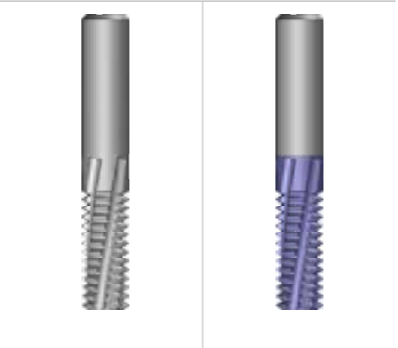
Eg, M

DIN 8140-2

ESECUZIONI SPECIALI A DISEGNO
CUSTOMIZED DESIGN ON REQUEST

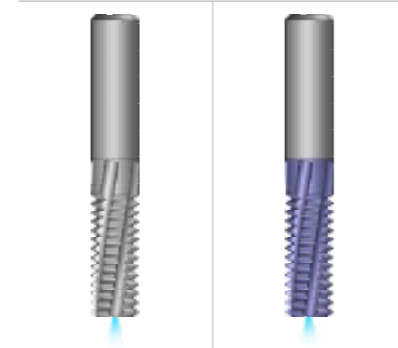


VHM e8 2xD
R 10° RH-LH
DIN 6535 HA
INTERNO INTERNAL



	ELICA DX - RH HELIX	ELICA DX - RH HELIX
TRATTAMENTO SUPERFICIALE SURFACE TREATMENT	Uncoated ≤45 Hrc	Coated TNF ≤45 Hrc
MATERIALI LAVORABILI WORKING MATERIALS page 4D + 3	P1.1-P5.1 K1.1-K4.2 N1.1-N1.5 N2.1-N2.6 N3.1-N4.2 S1.1-S1.3	P1.1-P5.1 M1.1-M4.1 N1.1-N5.2 S1.1-S2.6 H1.1-H1.2

Filetto - Thread	Pitch mm	d1	L1	L2	d2	Z	FIGEGM03N	FIGEGM03T
EG-M 4	0.70	3.1	54	8	6.0	3	FIGEGM03N	FIGEGM03T
EG-M 5	0.80	4.0	54	12	6.0	3	FIGEGM00N	FIGEGM00T
EG-M 6	1.00	4.5	54	12	6.0	3	FIGEGM02N	FIGEGM02T
EG-M 7	1.00	6.0	54	15	6.0	3	FIGEGM05N	FIGEGM05T
EG-M 8	1.25	6.0	54	15	6.0	3	FIGEGM06N	FIGEGM06T
EG-MF 8-9-10-11	1.00	8.0	66	20	8.0	3	FIGEGM09N	FIGEGM09T
EG-MF 10	1.25	8.0	66	20	8.0	3	FIGEGM10N	FIGEGM10T
EG-M 10	1.50	8.0	66	20	8.0	3	FIGEGM11N	FIGEGM11T
EG-M 12	1.75	8.0	66	20	8.0	3	FIGEGM12N	FIGEGM12T
EG-MF 12	1.00	10.0	80	25	10.0	4	FIGEGM14N	FIGEGM14T
EG-MF 12 EG-MF 14	1.25	10.0	80	25	10.0	4	FIGEGM15N	FIGEGM15T
EG-MF 12	1.50	10.0	80	25	10.0	4	FIGEGM16N	FIGEGM16T
EG-MF 14	1.00	12.0	82	30	12.0	4	FIGEGM19N	FIGEGM19T
EG-MF 14 EG-MF 15	1.50	12.0	82	30	12.0	4	FIGEGM20N	FIGEGM20T
EG-M 14	2.00	12.0	82	30	12.0	4	FIGEGM21N	FIGEGM21T
EG-MF 16	1.50	14.0	100	35	14.0	4	FIGEGM24N	FIGEGM24T
EG-M 16	2.00	14.0	100	35	14.0	4	FIGEGM25N	FIGEGM25T
EG-MF 18 EG-MF 20	1.50	16.0	100	40	16.0	5	FIGEGM29N	FIGEGM29T
EG-MF 18 EG-MF 20	2.00	16.0	100	40	16.0	5	FIGEGM30N	FIGEGM30T
EG-M 18-20-22	2.50	16.0	100	40	16.0	5	FIGEGM31N	FIGEGM31T
EG-MF 22-24-26-27-28	1.50	20.0	110	40	20.0	5	FIGEGM34N	FIGEGM34T
EG-M 22-24 MF 27-30-33-36-39-42-45-48	2.00	20.0	110	40	20.0	5	FIGEGM35N	FIGEGM35T
EG-M 22-24 MF 27-30-33-36-39-42-45-48	3.00	20.0	110	40	20.0	5	FIGEGM36N	FIGEGM36T
EG-MF 42 EG-MF 36 EG-MF 39	4.00	25.0	150	78	25.0	5	FIGEGM38N	FIGEGM38T
EG-MF 30 EG-MF 33	3.50	25.0	150	78	25.0	5	FIGEGM40N	FIGEGM40T



	ELICA DX - RH HELIX	ELICA DX - RH HELIX
TRATTAMENTO SUPERFICIALE SURFACE TREATMENT	Uncoated ≤45 Hrc	Coated TNF ≤45 Hrc
MATERIALI LAVORABILI WORKING MATERIALS page 4D + 3	P1.1-P5.1 K1.1-K4.2 N1.1-N1.5 N2.1-N2.6 N3.1-N4.2 S1.1-S1.3	P1.1-P5.1 M1.1-M4.1 N1.1-N5.2 S1.1-S2.6 H1.1-H1.2

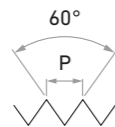
FIGEGM03NF	FIGEGM03F
FIGEGM00NF	FIGEGM00F
FIGEGM02NF	FIGEGM02F
FIGEGM05NF	FIGEGM05F
FIGEGM06NF	FIGEGM06F
FIGEGM09NF	FIGEGM09F
FIGEGM10NF	FIGEGM10F
FIGEGM11NF	FIGEGM11F
FIGEGM12NF	FIGEGM12F
FIGEGM14NF	FIGEGM14F
FIGEGM15NF	FIGEGM15F
FIGEGM16NF	FIGEGM16F
FIGEGM19NF	FIGEGM19F
FIGEGM20NF	FIGEGM20F
FIGEGM21NF	FIGEGM21F
FIGEGM24NF	FIGEGM24F
FIGEGM25NF	FIGEGM25F
FIGEGM29NF	FIGEGM29F
FIGEGM30NF	FIGEGM30F
FIGEGM31NF	FIGEGM31F
FIGEGM34NF	FIGEGM34F
FIGEGM35NF	FIGEGM35F
FIGEGM36NF	FIGEGM36F
FIGEGM38NF	FIGEGM38F
FIGEGM40NF	FIGEGM40F

**THREAD REPAIR
MICRO 2xD**


Eg-M

DIN 8140-2

ESECUZIONI SPECIALI A DISEGNO
CUSTOMIZED DESIGN ON REQUEST



VHM e8 2xD
R 10° RH-LH
DIN 6535 HA
INTERNO INTERNAL



ELICA DX - RH HELIX ELICA DX - RH HELIX

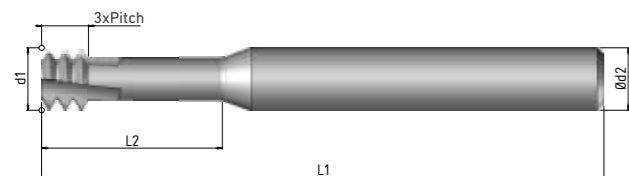


TRATTAMENTO SUPERFICIALE
SURFACE TREATMENT

Cncoated ≤45Hrc Coated TNF ≤45Hrc

MATERIALI LAVORABILI
WORKING MATERIALS
page 4D - 3

P1.1-P5.1	P1.1-P5.1
K1.1-K4.2	M1.1-M4.1
N1.1-N1.5	N1.1-N5.2
N2.1-N2.6	S1.1-S2.6
N3.1-N4.2	H1.1-H1.2
S1.1-S1.3	

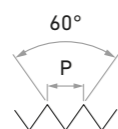


Filetto - Thread	Pitch mm	d1	L1	L2	d2	Z	FIGEGMMIC03N	FIGEGMMIC03T
EG-M 2	0.40	1.55	39	04:50	3.0	3	FIGEGMMIC07N	FIGEGMMIC07T
EG-M 2.5	0.45	1.95	54	05:50	6.0	3	FIGEGMMIC09N	FIGEGMMIC09T
EG-M 3	0.50	2.35	54	06:50	6.0	3	FIGEGMMIC11N	FIGEGMMIC11T
EG-M 3.5	0.60	2.75	54	07:50	6.0	3		

MICRO INT. 2xD M, MF

DIN13

ESECUZIONI SPECIALI A DISEGNO
CUSTOMIZED DESIGN ON REQUEST



VHM

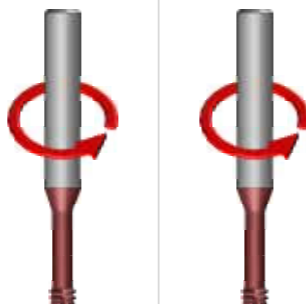
R 0°

2xD

LH

DIN 6535
HA

INTERNO
INTERNAL



ELICA SX - LH HELIX

ELICA SX - LH HELIX



TRATTAMENTO SUPERFICIALE
SURFACE TREATMENT

Coated HDM
≥45 Hrc ≤66Hrc

Coated HDM
≥45 Hrc ≤66Hrc

MATERIALI LAVORABILI
WORKING MATERIALS
page 4D - 11

P1.1-P5.1

P1.1-P5.1

M1.1-M2.1

M1.1-M2.1

K1.1-K4.2

K1.1-K4.2

N1.1-N5.3

N1.1-N5.3

S1.1-S1.3

S1.1-S1.3

H1.1-H1.5

H1.1-H1.5



Filetto - Thread	Pitch mm	d1	L1	L2	d2	Z		
M 4	0.70	3.1	50	7.0	6.0	4	FIGMETMICFOR01T	
M 5	0.80	3.8	50	8.5	6.0	4	FIGMETMICFOR03T	
M 6	1.00	4.6	50	10.0	6.0	4	FIGMETMICFOR05T	
MF 8	1.00	6.2	70	15.0	8.0	4	FIGMETMICFOR07T	FIGMETMICFOR07F
M 8	1.25	6.2	70	15.0	8.0	4	FIGMETMICFOR09T	FIGMETMICFOR09F
MF 10	1.00	7.5	70	20.0	8.0	4	FIGMETMICFOR11T	FIGMETMICFOR11F
MF 10	1.25	7.5	70	20.0	8.0	4	FIGMETMICFOR13T	FIGMETMICFOR13F
M 10	1.50	7.5	70	20.0	8.0	4	FIGMETMICFOR15T	FIGMETMICFOR15F
MF 12	1.00	9.0	80	25.0	10.0	4	FIGMETMICFOR17T	FIGMETMICFOR17F
MF 12	1.25	9.0	80	25.0	10.0	4	FIGMETMICFOR19T	FIGMETMICFOR19F
MF 12	1.50	9.0	80	25.0	10.0	4	FIGMETMICFOR21T	FIGMETMICFOR21F
M 12	1.75	9.0	80	25.0	10.0	4	FIGMETMICFOR23T	FIGMETMICFOR23F
MF 16	1.50	11.5	100	30.0	12.0	4	FIGMETMICFOR25T	FIGMETMICFOR25F
M 16	2.00	11.5	100	30.0	12.0	4	FIGMETMICFOR27T	FIGMETMICFOR27F
MF 18	1.50	14.0	135	40.0	14.0	4	FIGMETMICFOR29T	FIGMETMICFOR29F
M 18	2.50	14.0	135	40.0	14.0	4	FIGMETMICFOR31T	FIGMETMICFOR31F
MF 20	1.50	15.0	135	45.0	16.0	4	FIGMETMICFOR33T	FIGMETMICFOR33F
M 20	2.50	15.0	135	45.0	16.0	4	FIGMETMICFOR35T	FIGMETMICFOR35F

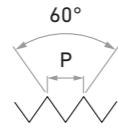
THREAD MILLS FOR SIMULTANEOUS DRILLING AND THREADING

MICRO INT. 2.5xD

M, MF

DIN13

ESECUZIONI SPECIALI A DISEGNO
CUSTOMIZED DESIGN ON REQUEST



VHM

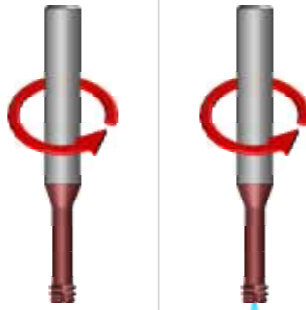
R 0°

2.5xD

LH

DIN 6535
HA

INTERNO
INTERNAL



ELICA SX - LH HELIX

ELICA SX - LH HELIX



TRATTAMENTO SUPERFICIALE
SURFACE TREATMENT

Coated HDM
≥45 Hrc ≤66Hrc

Coated HDM
≥45 Hrc ≤66Hrc

MATERIALI LAVORABILI
WORKING MATERIALS
page 4D - 11

P1.1-P5.1

P1.1-P5.1

M1.1-M2.1

M1.1-M2.1

K1.1-K4.2

K1.1-K4.2

N1.1-N5.3

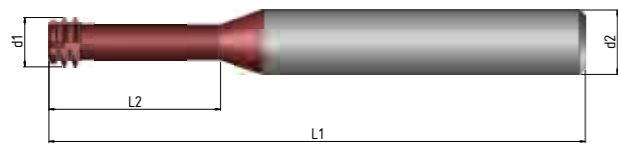
N1.1-N5.3

S1.1-S1.3

S1.1-S1.3

H1.1-H1.5

H1.1-H1.5



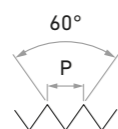
Filetto - Thread	Pitch mm	d1	L1	L2	d2	Z		
M 4	0.70	3.1	50	10.0	6.0	4	FIGMETMICFOR50T	
M 5	0.80	3.8	50	12.5	6.0	4	FIGMETMICFOR52T	
M 6	1.00	4.6	50	15.0	6.0	4	FIGMETMICFOR54T	
MF 8	1.00	6.2	70	20.0	8.0	4	FIGMETMICFOR56T	FIGMETMICFOR56F
M 8	1.25	6.2	70	20.0	8.0	4	FIGMETMICFOR58T	FIGMETMICFOR58F
MF 10	1.00	7.5	70	25.0	8.0	4	FIGMETMICFOR60T	FIGMETMICFOR60F
MF 10	1.25	7.5	70	25.0	8.0	4	FIGMETMICFOR62T	FIGMETMICFOR62F
M 10	1.50	7.5	70	25.0	8.0	4	FIGMETMICFOR64T	FIGMETMICFOR64F
MF 12	1.00	9.0	80	30.0	10.0	4	FIGMETMICFOR66T	FIGMETMICFOR66F
MF 12	1.25	9.0	80	30.0	10.0	4	FIGMETMICFOR68T	FIGMETMICFOR68F
MF 12	1.50	9.0	80	30.0	10.0	4	FIGMETMICFOR70T	FIGMETMICFOR70F
M 12	1.75	9.0	80	30.0	10.0	4	FIGMETMICFOR72T	FIGMETMICFOR72F
MF 16	1.50	11.5	100	40.0	12.0	4	FIGMETMICFOR74T	FIGMETMICFOR74F
M 16	2.00	11.5	100	40.0	12.0	4	FIGMETMICFOR76T	FIGMETMICFOR76F
MF 18	1.50	14.0	135	45.0	14.0	4	FIGMETMICFOR78T	FIGMETMICFOR78F
M 18	2.50	14.0	135	45.0	14.0	4	FIGMETMICFOR80T	FIGMETMICFOR80F
MF 20	1.50	15.0	135	50.0	16.0	4	FIGMETMICFOR82T	FIGMETMICFOR82F
M 20	2.50	15.0	135	50.0	16.0	4	FIGMETMICFOR84T	FIGMETMICFOR84F

THREAD MILLS FOR SIMULTANEOUS DRILLING AND THREADING

MICRO INT. 3xD M, MF

DIN13

ESECUZIONI SPECIALI A DISEGNO
CUSTOMIZED DESIGN ON REQUEST



VHM

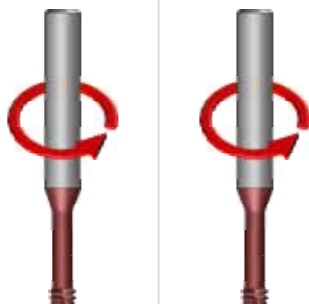
R 0°

3xD

LH

DIN 6535
HA

INTERNO
INTERNAL



ELICA SX - LH HELIX

ELICA SX - LH HELIX

TRATTAMENTO SUPERFICIALE
SURFACE TREATMENT

Coated HDM
≥45 Hrc ≤66Hrc

Coated HDM
≥45 Hrc ≤66Hrc

MATERIALI LAVORABILI
WORKING MATERIALS
page 4D - 11

P1.1-P5.1

P1.1-P5.1

M1.1-M2.1

M1.1-M2.1

K1.1-K4.2

K1.1-K4.2

N1.1-N5.3

N1.1-N5.3

S1.1-S1.3

S1.1-S1.3

H1.1-H1.5

H1.1-H1.5



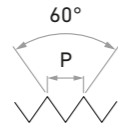
Filetto - Thread	Pitch mm	d1	L1	L2	d2	Z	
M 4	0.70	3.1	50	12.2	6.0	4	FIGMETMICFOR100T
M 5	0.80	3.8	50	15.25	6.0	4	FIGMETMICFOR102T
M 6	1.00	4.6	50	18.3	6.0	4	FIGMETMICFOR104T
MF 8	1.00	6.2	70	24.4	8.0	4	FIGMETMICFOR106T
M 8	1.25	6.2	70	24.4	8.0	4	FIGMETMICFOR108T
MF 10	1.00	7.5	70	30.5	8.0	4	FIGMETMICFOR110T
MF 10	1.25	7.5	70	30.5	8.0	4	FIGMETMICFOR112T
M 10	1.50	7.5	70	30.5	8.0	4	FIGMETMICFOR114T
MF 12	1.00	9.0	80	36.6	10.0	4	FIGMETMICFOR116T
MF 12	1.25	9.0	80	36.6	10.0	4	FIGMETMICFOR118T
MF 12	1.50	9.0	80	36.6	10.0	4	FIGMETMICFOR120T
M 12	1.75	9.0	80	36.6	10.0	4	FIGMETMICFOR122T
MF 16	1.50	11.5	100	48.8	12.0	4	FIGMETMICFOR124T
M 16	2.00	11.5	100	48.8	12.0	4	FIGMETMICFOR126T
MF 18	1.50	14.0	135	54.9	14.0	4	FIGMETMICFOR128T
M 18	2.50	14.0	135	54.9	14.0	4	FIGMETMICFOR130T
MF 20	1.50	15.0	135	61	16.0	4	FIGMETMICFOR132T
M 20	2.50	15.0	135	61	16.0	4	FIGMETMICFOR134T

THREAD MILLS FOR SIMULTANEOUS DRILLING AND THREADING

MICRO INT. 2,5xD UNC, UNF

ASME B1.1

ESECUZIONI SPECIALI A DISEGNO
CUSTOMIZED DESIGN ON REQUEST



VHM

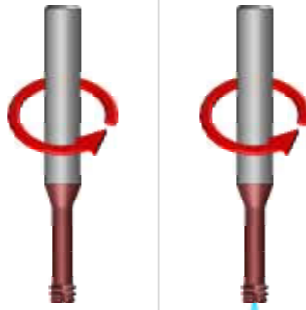
R 0°

2.5xD

LH

DIN 6535
HA

INTERNO
INTERNAL



ELICA SX - LH HELIX

ELICA SX - LH HELIX



TRATTAMENTO SUPERFICIALE
SURFACE TREATMENT

Coated HDM
≥45 Hrc ≤66Hrc

Coated HDM
≥45 Hrc ≤66Hrc

MATERIALI LAVORABILI
WORKING MATERIALS
page 4D - 11

P1.1-P5.1

P1.1-P5.1

M1.1-M2.1

M1.1-M2.1

K1.1-K4.2

K1.1-K4.2

N1.1-N5.3

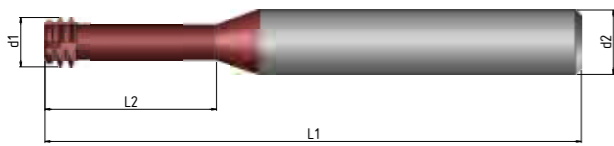
N1.1-N5.3

S1.1-S1.3

S1.1-S1.3

H1.1-H1.5

H1.1-H1.5



Filetto - Thread	(TPI)	d1	L1	L2	d2	Z		
Nr. 4° UNC	40	2.1	50	7.25	6.0	4	FIGUNMICFOR51T	
Nr. 6° UNC	32	2.55	50	8.95	6.0	4	FIGUNMICFOR53T	
Nr. 8° UNC	32	3.2	50	10.63	6.0	4	FIGUNMICFOR55T	
Nr. 8° UNF	36	3.3	50	10.4	6.0	4	FIGUNMICFOR57T	
Nr. 10° UNC	24	3.5	70	12.1	6.0	4	FIGUNMICFOR59T	
Nr. 10° UNF	32	3.7	70	12.3	6.0	4	FIGUNMICFOR61T	
Nr. 12° UNF	28	4.2	70	14	6.0	4	FIGUNMICFOR63T	
1/4° UNC	20	4.8	70	15.9	6.0	4	FIGUNMICFOR65T	
1/4° UNF	28	5.0	70	15.9	6.0	4	FIGUNMICFOR67T	
5/16° UNC	18	6.0	80	19.8	6.0	4	FIGUNMICFOR69T	
5/16° UNF	24	6.0	80	19.8	6.0	4	FIGUNMICFOR71T	
3/8° UNC	16	6.7	80	23.8	8.0	4	FIGUNMICFOR73T	FIGUNMICFOR73F
7/16° UNC	14	7.7	80	27.8	8.0	4	FIGUNMICFOR75T	FIGUNMICFOR75F
1/2° UNC	13	9.2	80	31.8	10.0	4	FIGUNMICFOR77T	FIGUNMICFOR77F
9/16° UNC	12	10.5	100	35.7	12.0	4	FIGUNMICFOR79T	FIGUNMICFOR79F
5/8° UNC	11	11.4	100	39.7	12.0	4	FIGUNMICFOR81T	FIGUNMICFOR81F
3/4° UNF	16	12.0	100	48.6	12.0	4	FIGUNMICFOR83T	FIGUNMICFOR83F

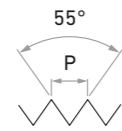
THREAD MILLS FOR SIMULTANEOUS DRILLING AND THREADING

MICRO INT. 2xD

G

DIN EN ISO 228

**ESECUZIONI SPECIALI A DISEGNO
CUSTOMIZED DESIGN ON REQUEST**



VHM

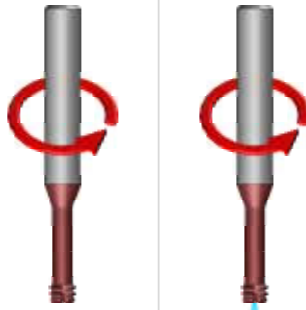
R 0°

2xD

LH

DIN 6535
HA

INTERNO
INTERNAL



ELICA SX - LH HELIX

ELICA SX - LH HELIX



TRATTAMENTO SUPERFICIALE
SURFACE TREATMENT

Coated HDM
≥45 Hrc ≤66Hrc

Coated HDM
≥45 Hrc ≤66Hrc

MATERIALI LAVORABILI
WORKING MATERIALS
page 4D • 11



P1.1-P5.1

P1.1-P5.1

M1.1-M2.1

M1.1-M2.1

K1.1-K4.2

K1.1-K4.2

N1.1-N5.3

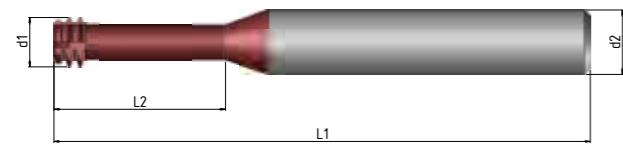
N1.1-N5.3

S1.1-S1.3

S1.1-S1.3

H1.1-H1.5

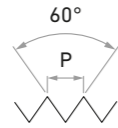
H1.1-H1.5



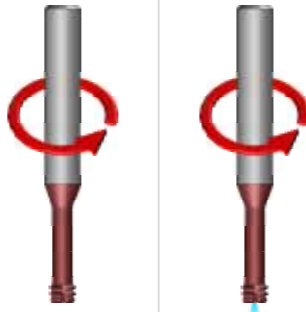
Filetto - Thread	(TPI)	d1	L1	L2	d2	Z	FIGGAWMICFOR01T	FIGGAWMICFOR01F
1/8"	28	8.0	70	16.0	8.0	4	FIGGAWMICFOR01T	FIGGAWMICFOR01F
1/4"	19	10.0	80	20.0	10.0	4	FIGGAWMICFOR03T	FIGGAWMICFOR03F
3/8"	19	14.0	135	28.0	14.0	4	FIGGAWMICFOR05T	FIGGAWMICFOR05F
1/2"	14	16.0	135	32.0	16.0	4	FIGGAWMICFOR07T	FIGGAWMICFOR07F
5/8"	14	18.0	135	36.0	18.0	4	FIGGAWMICFOR09T	FIGGAWMICFOR09F
3/4"	14	20.0	135	40.0	20.0	4	FIGGAWMICFOR11T	FIGGAWMICFOR11F
7/8"	14	23.0	150	50.0	25.0	4	FIGGAWMICFOR13T	FIGGAWMICFOR13F
1"	11	25.0	150	50.0	25.0	4	FIGGAWMICFOR15T	FIGGAWMICFOR15F

THREAD MILLS FOR SIMULTANEOUS DRILLING AND THREADING

MICRO INT. 2xD EG-UNC, EG-UNF



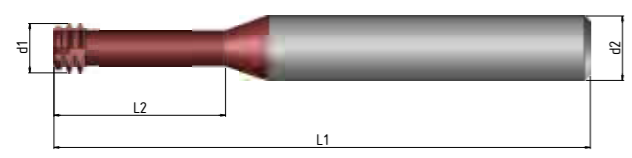
- VHM
- 2xD
- R 0°
- LH
- DIN 6535 HA
- INTERNO INTERNAL



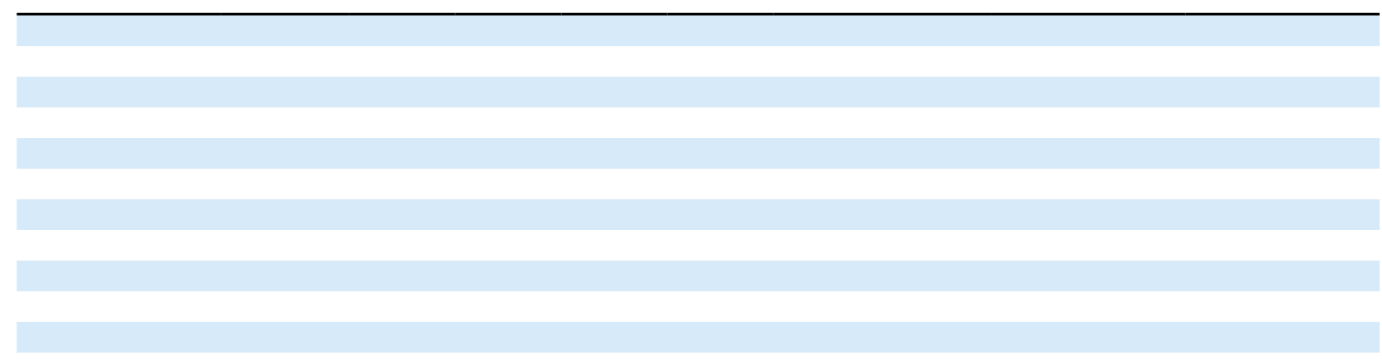
	ELICA SX - LH HELIX	ELICA SX - LH HELIX
TRATTAMENTO SUPERFICIALE SURFACE TREATMENT	Coated HDM ≥45 Hrc ≤66Hrc	Coated HDM ≥45 Hrc ≤66Hrc
MATERIALI LAVORABILI WORKING MATERIALS page 4D • 11	<ul style="list-style-type: none"> P1.1-P5.1 M1.1-M2.1 K1.1-K4.2 N1.1-N5.3 S1.1-S1.3 H1.1-H1.5 	<ul style="list-style-type: none"> P1.1-P5.1 M1.1-M2.1 K1.1-K4.2 N1.1-N5.3 S1.1-S1.3 H1.1-H1.5

DIN 8140-2

ESECUZIONI SPECIALI A DISEGNO
CUSTOMIZED DESIGN ON REQUEST

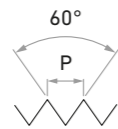


Filetto - Thread	(TPI)	d1	L1	L2	d2	Z		
Nr. 4 EG-UNC	40	2.1	50	5.8	6.0	4	FIGEGUMICFOR01T	
Nr. 6 EG-UNC	32	2.55	50	7.2	6.0	4	FIGEGUMICFOR03T	
Nr. 8 EG-UNC	32	3.2	50	8.65	6.0	4	FIGEGUMICFOR05T	
Nr. 10 EG-UNC	24	3.50	70	9.7	6.0	4	FIGEGUMICFOR09T	
Nr. 10 EG-UNF	32	3.7	70	9.9	6.0	4	FIGEGUMICFOR11T	
1/4" EG-UNC	20	4.8	70	12.7	6.0	4	FIGEGUMICFOR15T	
1/4" EG-UNF	28	5.0	70	12.7	6.0	4	FIGEGUMICFOR17T	
5/16" EG-UNC	18	6.0	80	15.9	6.0	4	FIGEGUMICFOR19T	
5/16" EG-UNF	24	6.0	80	15.9	6.0	4	FIGEGUMICFOR21T	
3/8" EG-UNF	24	6.6	80	19.5	8.0	4	FIGEGUMICFOR22T	FIGEGUMICFOR22F
7/16" EG-UNC	14	7.70	80	22.2	8.0	4	FIGEGUMICFOR25T	FIGEGUMICFOR25F

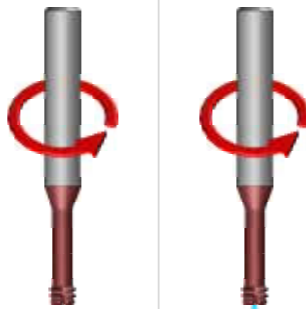


THREAD MILLS FOR SIMULTANEOUS DRILLING AND THREADING

MICRO INT. 2,5xD EG-UNC, EG-UNF



- VHM
- 2,5xD
- R 0°
- LH
- DIN 6535 HA
- INTERNO INTERNAL



ELICA SX - LH HELIX



TRATTAMENTO SUPERFICIALE
SURFACE TREATMENT

Coated HDM
≥45 Hrc ≤66Hrc

Coated HDM
≥45 Hrc ≤66Hrc

MATERIALI LAVORABILI
WORKING MATERIALS
page 4D • 11



P1.1-P5.1

P1.1-P5.1

M1.1-M2.1

M1.1-M2.1

K1.1-K4.2

K1.1-K4.2

N1.1-N5.3

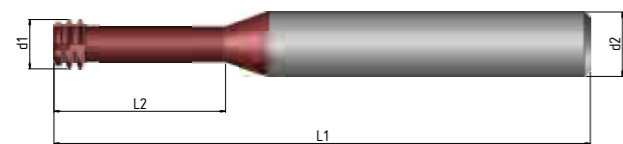
N1.1-N5.3

S1.1-S1.3

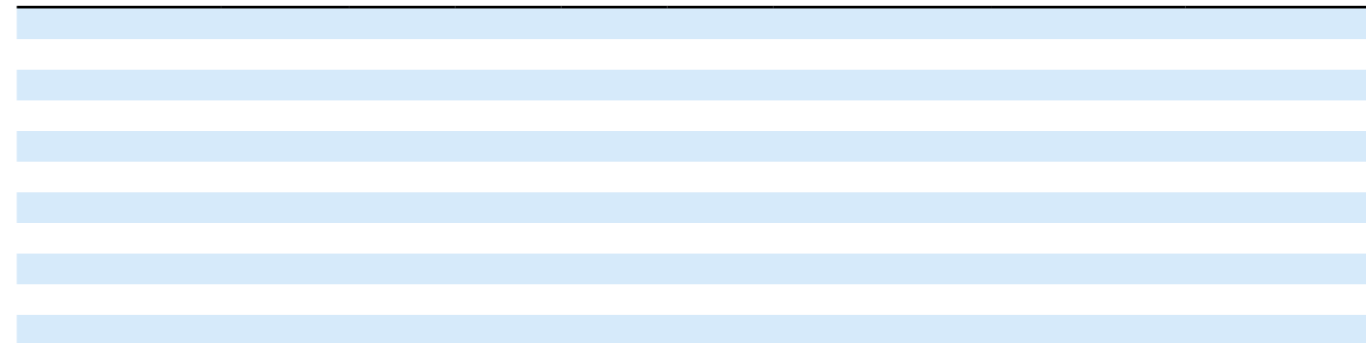
S1.1-S1.3

H1.1-H1.5

H1.1-H1.5

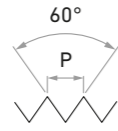


Filetto - Thread	(TPI)	d1	L1	L2	d2	Z	
Nr. 4 EG-UNC	40	2.1	50	7.25	6.0	4	FIGEGUMICFOR51T
Nr. 6 EG-UNC	32	2.55	50	8.95	6.0	4	FIGEGUMICFOR53T
Nr. 8 EG-UNC	32	3.2	50	10.6	6.0	4	FIGEGUMICFOR55T
Nr. 10 EG-UNC	24	3.5	70	12.3	6.0	4	FIGEGUMICFOR59T
Nr. 10 EG-UNF	32	3.7	70	12.3	6.0	4	FIGEGUMICFOR61T
1/4" EG-UNC	20	4.8	70	16.2	6.0	4	FIGEGUMICFOR65T
1/4" EG-UNF	28	5.0	70	16.2	6.0	4	FIGEGUMICFOR67T
5/16" EG-UNC	18	6.0	80	20.25	6.0	4	FIGEGUMICFOR69T
5/16" EG-UNF	24	6.0	80	20.25	6.0	4	FIGEGUMICFOR71T
3/8" EG-UNF	24	6.6	80	24.3	8.0	4	FIGEGUMICFOR72T
7/16" EG-UNC	14	7.70	80	28.3	8.0	4	FIGEGUMICFOR75T
							FIGEGUMICFOR72F
							FIGEGUMICFOR75F

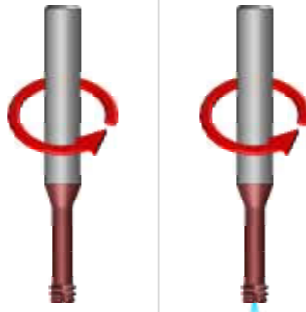


THREAD MILLS FOR SIMULTANEOUS DRILLING AND THREADING

MICRO INT. 3xD EG-UNC, EG-UNF



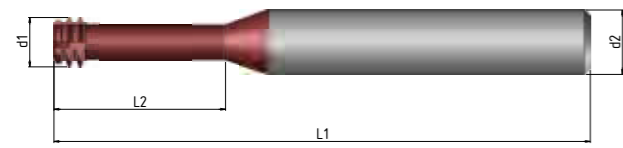
VHM
R 0°
3xD
LH
DIN 6535 HA
INTERNO INTERNAL



	ELICA SX - LH HELIX	ELICA SX - LH HELIX
TRATTAMENTO SUPERFICIALE SURFACE TREATMENT	Coated HDM ≥45 Hrc ≤66Hrc	Coated HDM ≥45 Hrc ≤66Hrc
MATERIALI LAVORABILI WORKING MATERIALS page 4D • 11	<ul style="list-style-type: none"> P1.1-P5.1 M1.1-M2.1 K1.1-K4.2 N1.1-N5.3 S1.1-S1.3 H1.1-H1.5 	<ul style="list-style-type: none"> P1.1-P5.1 M1.1-M2.1 K1.1-K4.2 N1.1-N5.3 S1.1-S1.3 H1.1-H1.5

DIN 8140-2

ESECUZIONI SPECIALI A DISEGNO
CUSTOMIZED DESIGN ON REQUEST

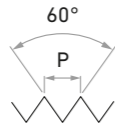


Filetto - Thread	(TPI)	d1	L1	L2	d2	Z	
Nr. 4 EG-UNC	40	2.1	50	8.7	6.0	4	FIGEGUMICFOR100T
Nr. 6 EG-UNC	32	2.55	50	10.5	6.0	4	FIGEGUMICFOR102T
Nr. 8 EG-UNC	32	3.2	50	12.6	6.0	4	FIGEGUMICFOR104T
Nr. 10 EG-UNC	24	3.50	70	15	6.0	4	FIGEGUMICFOR108T
Nr. 10 EG-UNF	32	3.7	70	14.7	6.0	4	FIGEGUMICFOR110T
1/4" EG-UNC	20	4.8	70	19	6.0	4	FIGEGUMICFOR114T
1/4" EG-UNF	28	5.0	70	15	6.0	4	FIGEGUMICFOR116T
5/16" EG-UNC	18	6.0	80	24	6.0	4	FIGEGUMICFOR118T
5/16" EG-UNF	24	6.0	80	24	6.0	4	FIGEGUMICFOR120T
3/8" EG-UNF	24	6.6	80	29.05	8.0	4	FIGEGUMICFOR122T FIGEGUMICFOR122F
7/16" EG-UNC	14	7.70	80	33.5	8.0	4	FIGEGUMICFOR124T FIGEGUMICFOR124F

THREAD MILLS FOR SIMULTANEOUS DRILLING AND THREADING

MICRO INT. 2,5xD

UNJC, UNJF



VHM

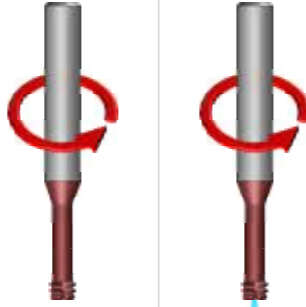
R 0°

2.5xD

LH

DIN 6535
HA

INTERNO
INTERNAL



ELICA SX - LH HELIX

ELICA SX - LH HELIX



TRATTAMENTO SUPERFICIALE
SURFACE TREATMENT

Coated HDM
≥45 Hrc ≤66Hrc

Coated HDM
≥45 Hrc ≤66Hrc

MATERIALI LAVORABILI
WORKING MATERIALS
page 4D - 11

P1.1-P5.1

P1.1-P5.1

M1.1-M2.1

M1.1-M2.1

K1.1-K4.2

K1.1-K4.2

N1.1-N5.3

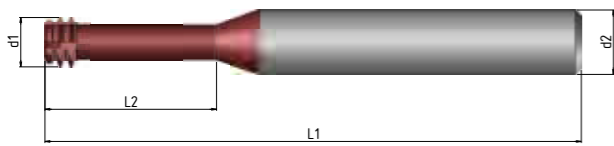
N1.1-N5.3

S1.1-S1.3

S1.1-S1.3

H1.1-H1.5

H1.1-H1.5



Filetto - Thread	(TPI)	d1	L1	L2	d2	Z	
Nr. 4 UNJC	40	2.10	50	7.25	6.0	4	FIGUNJMICFOR51T
Nr. 6 UNJC	32	2.55	50	8.95	6.0	4	FIGUNJMICFOR53T
Nr. 8 UNJC	32	3.2	50	10.63	6.0	4	FIGUNJMICFOR55T
Nr. 8 UNJF	36	3.3	50	10.4	6.0	4	FIGUNJMICFOR57T
Nr. 10 UNJC	24	3.5	70	12.1	6.0	4	FIGUNJMICFOR59T
Nr. 10 UNJF	32	3.7	70	12.3	6.0	4	FIGUNJMICFOR61T
Nr. 12 UNJF	28	4.2	70	14	6.0	4	FIGUNJMICFOR63T
1/4" UNJC	20	4.8	70	15.9	6.0	4	FIGUNJMICFOR65T
1/4" UNJF	28	5.0	70	15.9	6.0	4	FIGUNJMICFOR67T
5/16" UNJC	18	6.0	80	19.8	6.0	4	FIGUNJMICFOR69T
5/16" UNJF	24	6.0	80	19.8	6.0	4	FIGUNJMICFOR71T
3/8" UNJC	16	6.7	80	23.8	8.0	4	FIGUNJMICFOR73T FIGUNJMICFOR73F
7/16" UNJC	14	7.7	80	27.8	8.0	4	FIGUNJMICFOR75T FIGUNJMICFOR75F
1/2" UNJC	13	9.2	80	31.8	10.0	4	FIGUNJMICFOR77T FIGUNJMICFOR77F
9/16" UNJC	12	10.5	100	35.7	12.0	4	FIGUNJMICFOR79T FIGUNJMICFOR79F
5/8" UNJC	11	11.4	100	39.7	12.0	4	FIGUNJMICFOR81T FIGUNJMICFOR81F
3/4" UNJF	16	12.0	100	48.6	12.0	4	FIGUNJMICFOR83T FIGUNJMICFOR83F

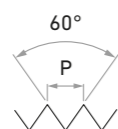
THREAD MILLS FOR SIMULTANEOUS DRILLING AND THREADING

MICRO INT. 2xD

MJ

DIN ISO 5855

ESECUZIONI SPECIALI A DISEGNO
CUSTOMIZED DESIGN ON REQUEST



VHM

R 0°

2xD

LH

DIN 6535
HA

INTERNO
INTERNAL



ELICA SX - LH HELIX

ELICA SX - LH HELIX



TRATTAMENTO SUPERFICIALE
SURFACE TREATMENT

Coated HDM
≥45 Hrc ≤66Hrc

Coated HDM
≥45 Hrc ≤66Hrc

MATERIALI LAVORABILI
WORKING MATERIALS
page 4D - 11

P1.1-P5.1

P1.1-P5.1

M1.1-M2.1

M1.1-M2.1

K1.1-K4.2

K1.1-K4.2

N1.1-N5.3

N1.1-N5.3

S1.1-S1.3

S1.1-S1.3

H1.1-H1.5

H1.1-H1.5



Filetto - Thread	Pitch mm	d1	L1	L2	d2	Z		
MJ 4	0.70	3.1	50	7.0	6.0	4	FIGMJMICFOR01T	
MJ 5	0.80	3.8	50	8.5	6.0	4	FIGMJMICFOR03T	
MJ 6	1.00	4.6	50	10.0	6.0	4	FIGMJMICFOR05T	
MJ 8	1.00	6.2	70	15.0	8.0	4	FIGMJMICFOR07T	FIGMJMICFOR07F
MJ 8	1.25	6.2	70	15.0	8.0	4	FIGMJMICFOR09T	FIGMJMICFOR09F
MJ 10	1.00	7.5	70	20.0	8.0	4	FIGMJMICFOR11T	FIGMJMICFOR11F
MJ 10	1.25	7.5	70	20.0	8.0	4	FIGMJMICFOR13T	FIGMJMICFOR13F
MJ 10	1.50	7.5	70	20.0	8.0	4	FIGMJMICFOR15T	FIGMJMICFOR15F
MJ 12	1.00	9.0	80	25.0	10.0	4	FIGMJMICFOR17T	FIGMJMICFOR17F
MJ 12	1.25	9.0	80	25.0	10.0	4	FIGMJMICFOR19T	FIGMJMICFOR19F
MJ 12	1.50	9.0	80	25.0	10.0	4	FIGMJMICFOR21T	FIGMJMICFOR21F
MJ 12	1.75	9.0	80	25.0	10.0	4	FIGMJMICFOR23T	FIGMJMICFOR23F
MJ 16	1.50	11.5	100	30.0	12.0	4	FIGMJMICFOR25T	FIGMJMICFOR25F
MJ 16	2.00	11.5	100	30.0	12.0	4	FIGMJMICFOR27T	FIGMJMICFOR27F
MJ 18	1.50	14.0	135	40.0	14.0	4	FIGMJMICFOR29T	FIGMJMICFOR29F
MJ 18	2.50	14.0	135	40.0	14.0	4	FIGMJMICFOR31T	FIGMJMICFOR31F
MJ 20	1.50	15.0	135	45.0	16.0	4	FIGMJMICFOR33T	FIGMJMICFOR33F
MJ 20	2.50	15.0	135	45.0	16.0	4	FIGMJMICFOR35T	FIGMJMICFOR35F

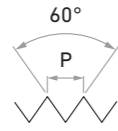
THREAD MILLS FOR SIMULTANEOUS DRILLING AND THREADING

MICRO INT. 2.5xD

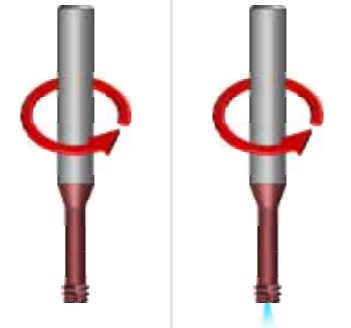
MJ

DIN ISO 5855

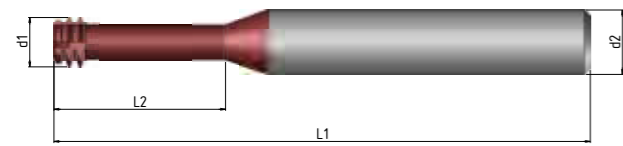
ESECUZIONI SPECIALI A DISEGNO
CUSTOMIZED DESIGN ON REQUEST



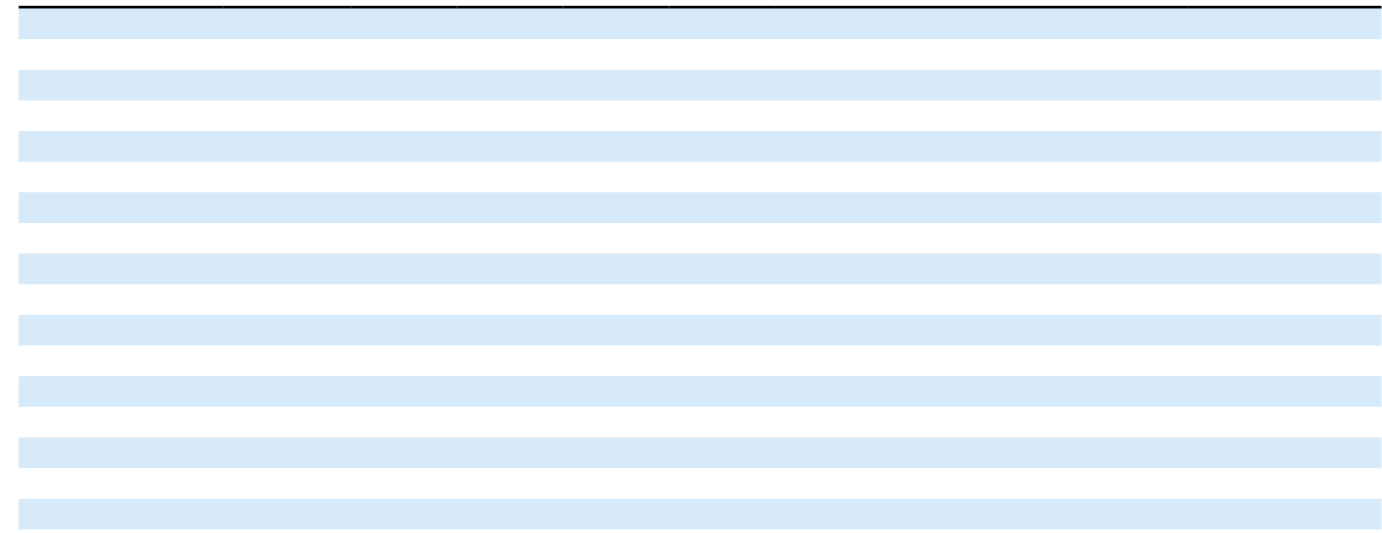
VHM
R 0°
2.5xD
LH
DIN 6535 HA
INTERNO
INTERNAL



	ELICA SX - LH HELIX	ELICA SX - LH HELIX
TRATTAMENTO SUPERFICIALE SURFACE TREATMENT	Coated HDM ≥45 Hrc ≤66Hrc	Coated HDM ≥45 Hrc ≤66Hrc
MATERIALI LAVORABILI WORKING MATERIALS page 4D - 11	P1.1-P5.1 M1.1-M2.1 K1.1-K4.2 N1.1-N5.3 S1.1-S1.3 H1.1-H1.5	P1.1-P5.1 M1.1-M2.1 K1.1-K4.2 N1.1-N5.3 S1.1-S1.3 H1.1-H1.5



Filetto - Thread	Pitch mm	d1	L1	L2	d2	Z		
MJ 4	0.70	3.1	50	10.0	6.0	4	FIGMJMICFOR50T	
MJ 5	0.80	3.8	50	12.5	6.0	4	FIGMJMICFOR52T	
MJ 6	1.00	4.6	50	15.0	6.0	4	FIGMJMICFOR54T	
MJ 8	1.00	6.2	70	20.0	8.0	4	FIGMJMICFOR56T	FIGMJMICFOR56F
MJ 8	1.25	6.2	70	20.0	8.0	4	FIGMJMICFOR58T	FIGMJMICFOR58F
MJ 10	1.00	7.5	70	25.0	8.0	4	FIGMJMICFOR60T	FIGMJMICFOR60F
MJ 10	1.25	7.5	70	25.0	8.0	4	FIGMJMICFOR62T	FIGMJMICFOR62F
MJ 10	1.50	7.5	70	25.0	8.0	4	FIGMJMICFOR64T	FIGMJMICFOR64F
MJ 12	1.00	9.0	80	30.0	10.0	4	FIGMJMICFOR66T	FIGMJMICFOR66F
MJ 12	1.25	9.0	80	30.0	10.0	4	FIGMJMICFOR68T	FIGMJMICFOR68F
MJ 12	1.50	9.0	80	30.0	10.0	4	FIGMJMICFOR70T	FIGMJMICFOR70F
MJ 12	1.75	9.0	80	30.0	10.0	4	FIGMJMICFOR72T	FIGMJMICFOR72F
MJ 16	1.50	11.5	100	40.0	12.0	4	FIGMJMICFOR74T	FIGMJMICFOR74F
MJ 16	2.00	11.5	100	40.0	12.0	4	FIGMJMICFOR76T	FIGMJMICFOR76F
MJ 18	1.50	14.0	135	45.0	14.0	4	FIGMJMICFOR78T	FIGMJMICFOR78F
MJ 18	2.50	14.0	135	45.0	14.0	4	FIGMJMICFOR80T	FIGMJMICFOR80F
MJ 20	1.50	15.0	135	50.0	16.0	4	FIGMJMICFOR82T	FIGMJMICFOR82F
MJ 20	2.50	15.0	135	50.0	16.0	4	FIGMJMICFOR84T	FIGMJMICFOR84F



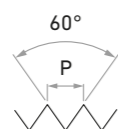
THREAD MILLS FOR SIMULTANEOUS DRILLING AND THREADING

MICRO INT. 3xD

MJ

DIN ISO 5855

ESECUZIONI SPECIALI A DISEGNO
CUSTOMIZED DESIGN ON REQUEST



VHM

R 0°

3xD

LH

DIN 6535
HA

INTERNO
INTERNAL



ELICA SX - LH HELIX

ELICA SX - LH HELIX



TRATTAMENTO SUPERFICIALE
SURFACE TREATMENT

Coated HDM
≥45 Hrc ≤66Hrc

Coated HDM
≥45 Hrc ≤66Hrc

MATERIALI LAVORABILI
WORKING MATERIALS
page 40 - 11

P1.1-P5.1

P1.1-P5.1

M1.1-M2.1

M1.1-M2.1

K1.1-K4.2

K1.1-K4.2

N1.1-N5.3

N1.1-N5.3

S1.1-S1.3

S1.1-S1.3

H1.1-H1.5

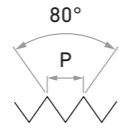
H1.1-H1.5



Filetto - Thread	Pitch mm	d1	L1	L2	d2	Z		
MJ 4	0.70	3.1	50	12.2	6.0	4	FIGMJMICFOR100T	
MJ 5	0.80	3.8	50	15.25	6.0	4	FIGMJMICFOR102T	
MJ 6	1.00	4.6	50	18.3	6.0	4	FIGMJMICFOR104T	
MJ 8	1.00	6.2	70	24.4	8.0	4	FIGMJMICFOR106T	FIGMJMICFOR106F
MJ 8	1.25	6.2	70	24.4	8.0	4	FIGMJMICFOR108T	FIGMJMICFOR108F
MJ 10	1.00	7.5	70	30.5	8.0	4	FIGMJMICFOR110T	FIGMJMICFOR110F
MJ 10	1.25	7.5	70	30.5	8.0	4	FIGMJMICFOR112T	FIGMJMICFOR112F
MJ 10	1.50	7.5	70	30.5	8.0	4	FIGMJMICFOR114T	FIGMJMICFOR114F
MJ 12	1.00	9.0	80	36.6	10.0	4	FIGMJMICFOR116T	FIGMJMICFOR116F
MJ 12	1.25	9.0	80	36.6	10.0	4	FIGMJMICFOR118T	FIGMJMICFOR118F
MJ 12	1.50	9.0	80	36.6	10.0	4	FIGMJMICFOR120T	FIGMJMICFOR120F
MJ 12	1.75	9.0	80	36.6	10.0	4	FIGMJMICFOR122T	FIGMJMICFOR122F
MJ 16	1.50	11.5	100	48.8	12.0	4	FIGMJMICFOR124T	FIGMJMICFOR124F
MJ 16	2.00	11.5	100	48.8	12.0	4	FIGMJMICFOR126T	FIGMJMICFOR126F
MJ 18	1.50	14.0	135	54.9	14.0	4	FIGMJMICFOR128T	FIGMJMICFOR128F
MJ 18	2.50	14.0	135	54.9	14.0	4	FIGMJMICFOR130T	FIGMJMICFOR130F
MJ 20	1.50	15.0	135	61	16.0	4	FIGMJMICFOR132T	FIGMJMICFOR132F
MJ 20	2.50	15.0	135	61	16.0	4	FIGMJMICFOR134T	FIGMJMICFOR134F

THREAD MILLS FOR SIMULTANEOUS DRILLING AND THREADING

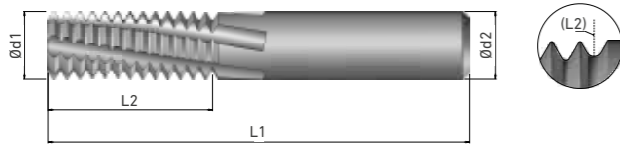
INT/EXT 2xD



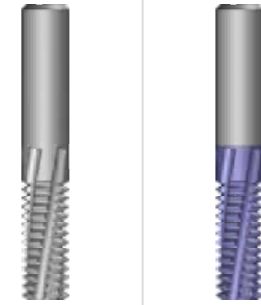
Pg

DIN 4030

ESECUZIONI SPECIALI A DISEGNO
CUSTOMIZED DESIGN ON REQUEST



- VHM
- e8
- 2xD
- R 10°
- RH-LH
- DIN 6535 HA
- INTERNO INTERNAL
- ESTERNO EXTERNAL



ELICA DX - RH HELIX



ELICA DX - RH HELIX

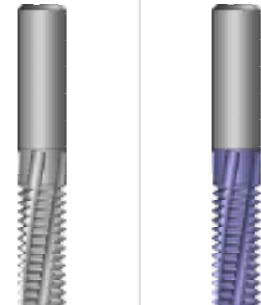
TRATTAMENTO SUPERFICIALE
SURFACE TREATMENT

- Uncoated ≤45 Hrc
- Coated TNF ≤45 Hrc

MATERIALI LAVORABILI
WORKING MATERIALS
page 4D • 3

- | | |
|-----------|-----------|
| P1.1-P5.1 | P1.1-P5.1 |
| K1.1-K4.2 | M1.1-M4.1 |
| N1.1-N1.5 | N1.1-N5.2 |
| N2.1-N2.6 | S1.1-S2.6 |
| N3.1-N4.2 | H1.1-H1.2 |
| S1.1-S1.3 | |

Filetto - Thread	(TPI)	d1	L1	L2	d2	Z	FIGPG01N	FIGPG01T
PG 7	20	8.0	65	20	8.0	3	FIGPG01N	FIGPG01T
PG 9-11-13.5-16	18	10.0	80	25	10.0	4	FIGPG03N	FIGPG03T
PG 21-29-36-42-48	16	12.0	82	30	12.0	4	FIGPG05N	FIGPG05T



ELICA DX - RH HELIX



ELICA DX - RH HELIX



- Uncoated ≤45 Hrc
- Coated TNF ≤45 Hrc

- | | |
|-----------|-----------|
| P1.1-P5.1 | P1.1-P5.1 |
| K1.1-K4.2 | M1.1-M4.1 |
| N1.1-N1.5 | N1.1-N5.2 |
| N2.1-N2.6 | S1.1-S2.6 |
| N3.1-N4.2 | H1.1-H1.2 |
| S1.1-S1.3 | |

FIGPG01NF	FIGPG01F
FIGPG03NF	FIGPG03F
FIGPG05NF	FIGPG05F

PREFORI
PRE-HOLES

M

Filettatura metrica ISO a passo grosso
Coarse metric ISO thread

d1	Pitch	Preforo
M1	0,25	0,75
M1,1	0,25	0,85
M1,2	0,25	0,95
M1,4	0,3	1,1
M1,6	0,35	1,25
M(1,7)	0,35	1,3
M1,8	0,35	1,45
M2	0,4	1,9
M2,2	0,45	1,75
M(2,3)	0,4	1,9
M2,5	0,45	2,05
M(2,6)	0,45	2,1
M3	0,5	2,5
M3,5	0,6	2,9
M4	0,7	3,3
M4,5	0,75	3,7
M5	0,8	4,2
M6	1	5
M7	1	6
M8	1,25	6,8
M9	1,25	7,8
M10	1,5	8,5
M11	1,5	9,5
M12	1,75	10,2
M14	2	12
M16	2	14
M18	2,5	15,5
M20	2,5	17,5
M22	2,5	19,5
M24	3	21
M27	3	24
M30	3,5	26,5

MF

Filettatura metrica ISO a passo fine
Fine metric ISO thread

d1	Pitch	Preforo
M3	0,35	2,65
M3,5	0,35	3,15
M4	0,35	3,65
M4	0,5	3,5
M5	0,5	4,5
M6	0,5	5,5
M6	0,75	5,2
M7	0,75	6,2
M8	0,5	7,5
M8	1	7
M9	1	8
M10	0,5	9,5
M10	0,75	9,2
M10	1	9
M10	1,25	8,8
M11	1	10
M12	0,75	11,2
M12	1	11
M12	1,25	10,8
M12	1,5	10,5
M13	1	12
M13	1,5	11,5
M14	1	13
M14	1,25	12,8
M14	1,5	12,5
M15	1	14
M15	1,5	13,5
M16	1	15
M16	1,5	14,5
M18	1	17
M18	1,5	16,5
M18	2	16
M20	1	19
M20	1,5	18,5
M20	2	18

UNC

Filettatura americana a passo grosso
Coarse american thread

d1	Pitch	Preforo
Nr. 1	64°	1,5
Nr. 2	56°	1,8
Nr. 3	48°	2,1
Nr. 4	40°	2,25
Nr. 5	40°	2,6
Nr. 6	32°	2,75
Nr. 8	32°	3,5
Nr. 10	24°	3,9
Nr. 12	24°	4,5
1/4	20°	5,1
5/16	18°	6,6
3/8	16°	8
1/2	14°	9,4
1/2	13°	10,75
9/16	12°	12,2
5/8	11°	13,5
3/4	10°	16,5
7/8	9°	19,5
1	8°	22,25
1 1/8	7°	25
1 1/4	7°	28
1 3/8	6°	30,75
1 1/2	6°	34

UNF

Filettatura americana a passo fine
Fine american thread

d1	Pitch	Preforo
Nr. 0	80°	1,25
Nr. 1	72°	1,55
Nr. 2	64°	1,85
Nr. 3	56°	2,15
Nr. 4	48°	2,35
Nr. 5	44°	2,7
Nr. 6	40°	2,95
Nr. 8	36°	3,5
Nr. 10	32°	4,1
Nr. 12	28°	4,6
1/4	28°	5,5
5/16	24°	6,9
3/8	24°	8,5
7/16	20°	9,9
1/2	20°	11,5
9/16	18°	12,9
5/8	18°	14,5
3/4	16°	17,5
7/8	14°	20,4
1	12°	23,25
1 1/8	12°	26,5
1 1/4	12°	29,5
1 3/8	12°	32,75

UNEF

Filettatura americana a passo extra fine
Extra fine american thread

d1	Pitch	Preforo
1/4	32°	5,55
5/16	32°	7,15
3/8	32°	8,7
7/16	28°	10,2
1/2	28°	11,8
9/16	24°	13,2
5/8	24°	14,8
11/16	24°	16,4
3/4	20°	17,8
7/8	20°	20,95
1	20°	24,2

G (BSP)

Filettatura per tubazione
British standard pipe

d1	Pitch	Preforo
1/16	28°	6,8
1/8	28°	8,8
1/4	19°	11,8
3/8	19°	15,25
1/2	14°	19
5/8	14°	21
3/4	14°	24,5
7/8	14°	28,25
1	11°	30,75

PREFORI

PRE-HOLES

W (BSW)

Filettatura whitworth BSW BSW whitworth thread

d1	Pitch	Preforo
3/32	48"	1,8
1/8	40"	2,55
5/32	32"	3,1
3/16	24"	3,6
7/32	24"	4,4
1/4	202	5,1
5/16	182	6,5
3/8	16"	7,9
7/16	14"	9,25
1/2	12"	10,5
9/16	12"	12
5/8	11"	13,5
3/4	10"	16,5
7/8	9"	19,25
1	8"	21,75
1 1/8	7"	24,75
1 1/4	7"	27,75
1 3/8	6"	30,5

NTP

Filettatura gas conica americana American conical gas thread

d1	Pitch	Preforo
1/16	27"	6,3
1/8	27"	8,5
1/4	18"	11
3/8	18"	14,5
1/2	14"	18
3/4	14"	23
1	11,5"	29
1 1/4	11,5"	38
1 1/2	11,5"	44
2	11,5"	56
2 1/2	8"	67
3	8"	83

EGM

Filettatura filetti riportati Threading heli-coil thread

d1	Pitch	Preforo
2,5	0,45	2,6
3	0,5	3,2
3,5	0,6	3,7
4	0,7	4,2
5	0,8	5,2
6	1	6,3
8	1,25	8,4
10	1,5	10,5
12	1,75	12,5
14	2	14,5
16	2	16,5
18	2,5	18,75
20	2,5	20,75
22	2,5	22,75
24	3	24,75

PG

Filettatura per tubi corazzati Threading for armored pipes

d1	Pitch	Preforo
7	20"	11,45-11,4
9	18"	14,01-14
11	18"	17,41-17,25
13,5	18"	19,21-19
16	18"	21,31-21,25
21	16"	27,03-26,75
29	16"	35,73-33,5
36	16"	45,73-45,5
42	16"	52,73-52,5
48	16"	58,03-57,8

