
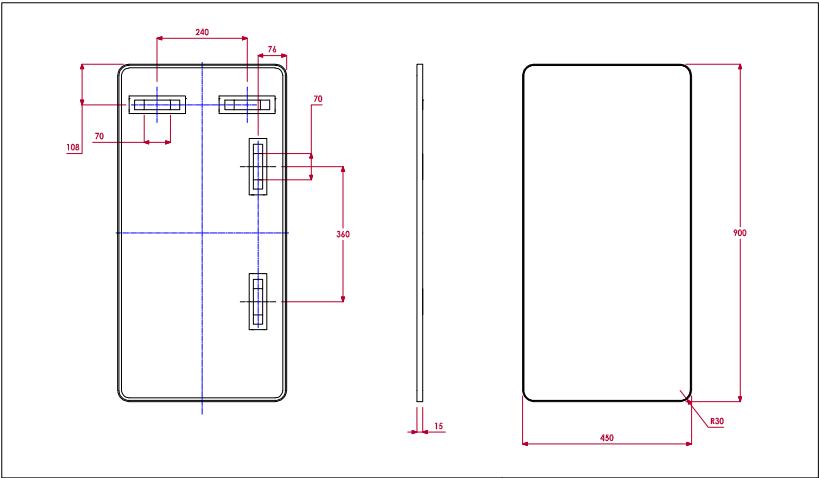



Mayar - Tablet Mirror (45x90cm)

Brushed Brass



Product Basics:		Nb. Model shown may not be displayed in the finish as described	
Image: 	Abode code:	ABM1023	
	EAN 13 Barcode:	5060879993297	
	Specification version:	0	
	Finish:	Brushed Brass Electroplate	
		Fixings Included: 4 x fitting screws and Wall plugs included	

Product Drawing:			
 <p>Mayar Tablet Mirror</p> <p>(c) abode home products ltd www.abode.eu</p> <p>our policy is to continually improve and develop products, and accordingly we reserve the right to amend specifications without prior notice</p> 		Overall Product Length mm (typically left to right dimension of product)	15
		Overall Product Width mm (typically the rear of the base plinth to the end of the spout)	450
		Overall Product Height mm (typically from base of tap to top of spout)	900
		Centre Spacing of Brackets	240 (portrait), 360 (landscape) +/- 70
		Can Be Installed Portrait or Landscape	Portrait or Landscape

Mirror Features:					
Shape	Light Included	Light type	Dimmable	Demister	Bluetooth
tablet					

Has Power Outlet Socket	Power Outlet Socket	Mirror Control Type	Frame Material	Glass Safety	Battery Or Wired
			Aluminium	Safety film laminated	Aluminium

Mirrors Electrical:						
IP Rating	Zone Rating	Lighting Type	Lighting Function	Lighting Watts	Brightness lm	LED Chip Type

LED Driver	LED Per Meter	Lighting Durability	Lighting Efficiency Rating	Colour CCT Range	Colouring Rendering Score	Time For Light to Auto Off

Demister Watts	Demister Function	Time for Demister to Auto Off	

Accessory other details:	
Suits which products?	Other Information

Packing summary: <ul style="list-style-type: none"> • Packaging Type: Boxed • Packaged size L x W x D: 960 x 510 x 45 mm • Boxed weight: 6.4 kg 	Materials & workmanship warranty summary: <ul style="list-style-type: none"> • Materials & workmanship 5 year(s). • Working parts year(s). • Decorative finish 5 year(s) 	Care instructions summary: <ul style="list-style-type: none"> • Clean the product regularly as required, using a mild soap, do not use any other cleaners. • Regular cleaning will prevent the build-up of lime scale and dirt. • After cleaning rinse thoroughly with clean water to remove any cleaner residue. • Residues of other cleaning products or chemical can also cause damage, so rinse with clean water after contact, avoid contact with any abrasives, for more detail see supplied booklet or www.abodedesigns.co.uk
--	--	---