





English Help Mat

<p>Making Verbs agree with who said them and when...</p> <div style="text-align: center;">  </div> <p>I Singular - First Person You Singular - Used commonly in conversation She/He/It Third person: Feminine/Masculine/Thing We Plural They Plural</p> <p>These well used pronouns can be confused, so learn them.</p>	<p><u>Connecting ideas in sentences....</u></p> <p>and but therefore whereas if however also although because</p> <div style="text-align: center;">  </div> <p>I was happy <u>because</u> it was a nice day.</p> <div style="text-align: center;">  </div> <p>He is nice <u>but</u> she can be grumpy.</p>	<p><u>Everyday Verbs....modal verbs</u></p> <p>Can Could Shall Should Will Would Ought to May Might Must</p> <div style="text-align: center;">  </div> <p>I <u>can</u> understand. I <u>could</u> meet you. I <u>shall</u> try my hardest in the test. I <u>should</u> arrive at 3pm. I <u>will</u> see you later. I <u>would</u> like to see you later, if that's ok? You <u>ought to</u> come to the party. I <u>may</u> go to the party. I <u>must</u> go to school.</p>																																
<p><u>Where and place words....</u></p> <table style="width: 100%; border: none;"> <tr> <td style="width: 25%;">To</td> <td style="width: 25%;">from</td> <td style="width: 25%;">by</td> <td style="width: 25%;">under</td> </tr> <tr> <td>Above</td> <td>below</td> <td>opposite</td> <td></td> </tr> <tr> <td>beside</td> <td></td> <td></td> <td></td> </tr> <tr> <td>Through</td> <td>near</td> <td>far</td> <td>away</td> </tr> <tr> <td>Here</td> <td>there</td> <td>facing</td> <td></td> </tr> <tr> <td>everywhere</td> <td></td> <td></td> <td></td> </tr> <tr> <td>Backwards</td> <td>forwards</td> <td>up</td> <td>down</td> </tr> <tr> <td>Across</td> <td>further</td> <td>continuing</td> <td></td> </tr> </table>	To	from	by	under	Above	below	opposite		beside				Through	near	far	away	Here	there	facing		everywhere				Backwards	forwards	up	down	Across	further	continuing		<p><u>Shortening words to express negatives....</u></p> <p>Is not = Isn't Are not = Aren't Cannot = Can't Shall not = Shan't Will not = Won't Would not = Wouldn't Should not = Shouldn't Do not = Don't</p> <p>E.g. I <u>can't</u> tie my shoe.</p>	<p style="text-align: center;"><u>-a, -an, -the, -to...</u></p> <p>I need know facts about slave trade and this affect on boy my age and older person.</p> <p style="font-size: 2em; color: red; text-align: center;">X Wrong!</p> <p>I need <u>to</u> know <u>the</u> facts about <u>the</u> slave trade and how this would have affected <u>a</u> boy of my age and <u>an</u> older person.</p> <p style="text-align: center; color: green; font-size: 2em;">✓ Right 😊</p>
To	from	by	under																															
Above	below	opposite																																
beside																																		
Through	near	far	away																															
Here	there	facing																																
everywhere																																		
Backwards	forwards	up	down																															
Across	further	continuing																																

--	--	--