

Summary report for Cardiff Dyffryn

UKMON

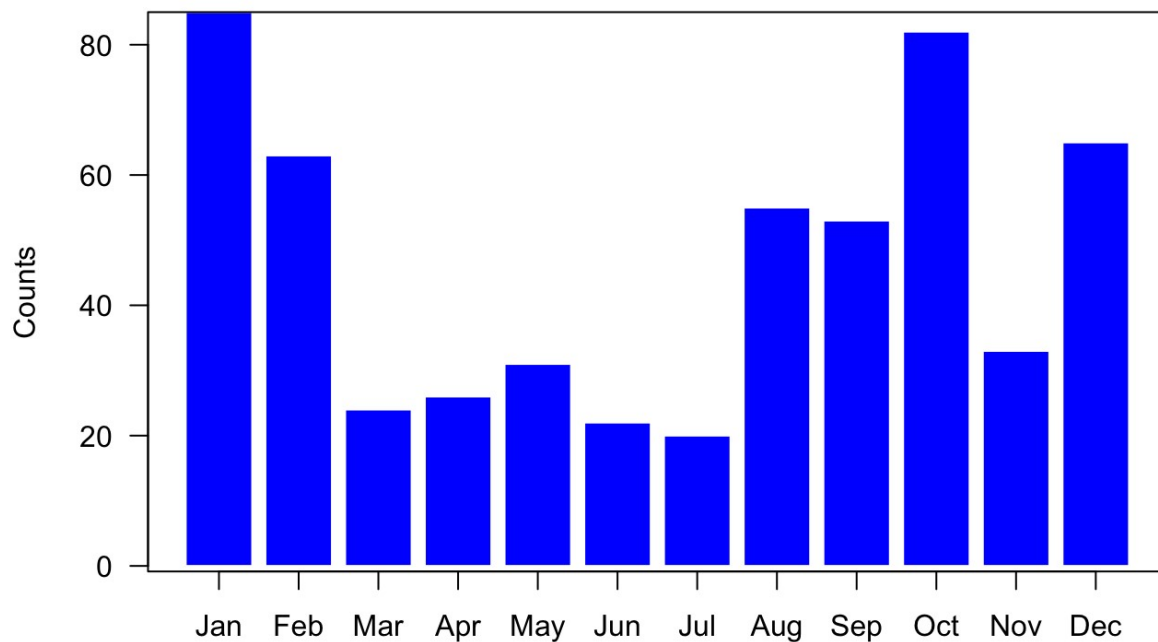
2019-06-03

Summary of activity in 2018

Cardiff Dyffryn operates 2 cameras.

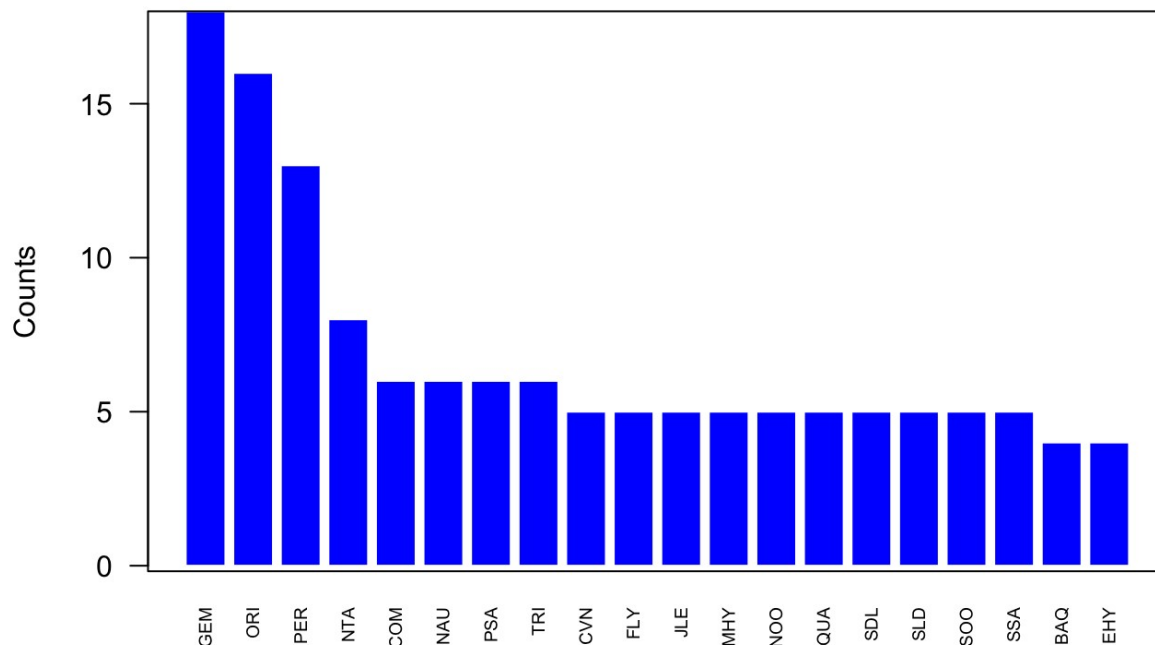
In 2018 Cardiff Dyffryn has recorded 559 individual meteor observations. These observations comprise 99 sporadic meteors and 460 stream meteors. A breakdown by month is shown below.

Cardiff Dyffryn observations by month



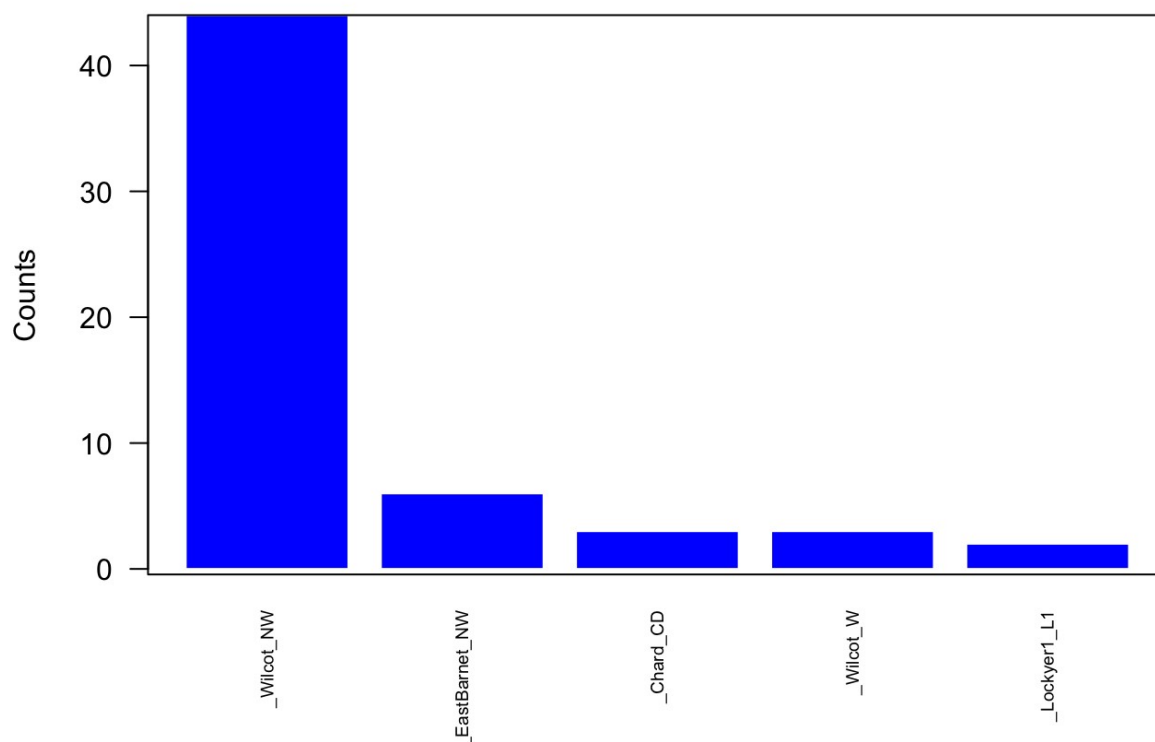
The following shows observation counts by stream for the 20 most frequent showers based on preliminary UFO ANALYSIS classifications:

Cardiff Dyffryn stream observations



The following table shows which stations are generating matched observations with this station and the number of matches:

Matched observations for Cardiff Dyffryn

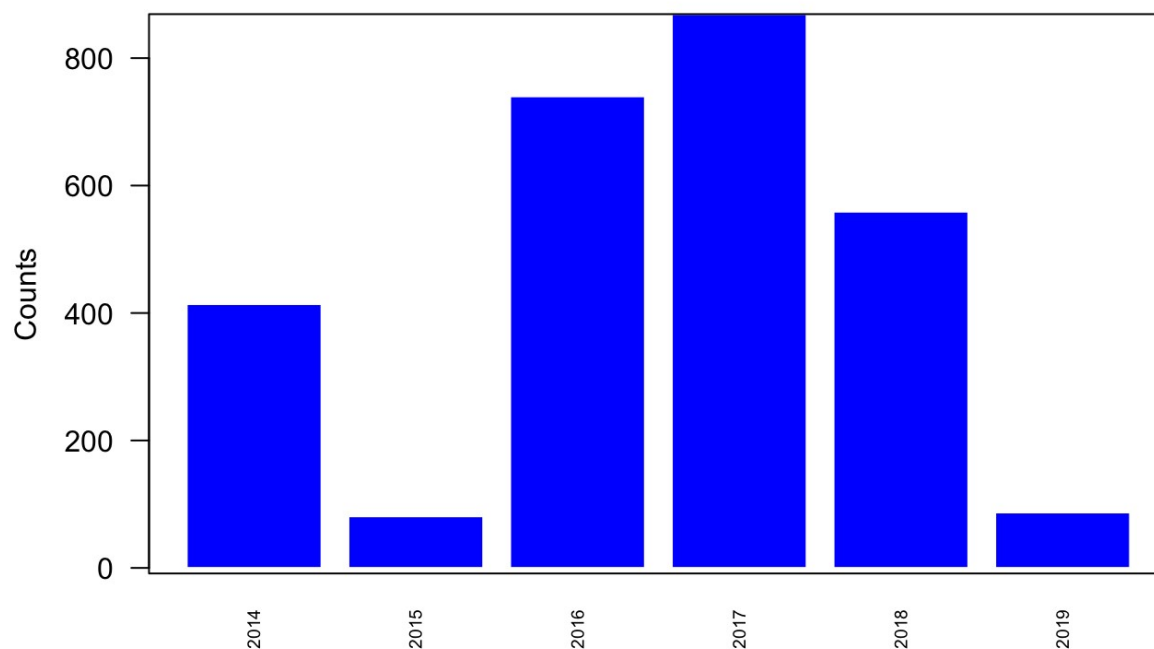


All observations by Cardiff Dyffryn between 2014 and 2019

UKMON data for Cardiff Dyffryn covers the period from 2014 to 2019 and totals 2750 individual meteor observations. These observations comprise 671 sporadic meteors and 2079 stream meteors.

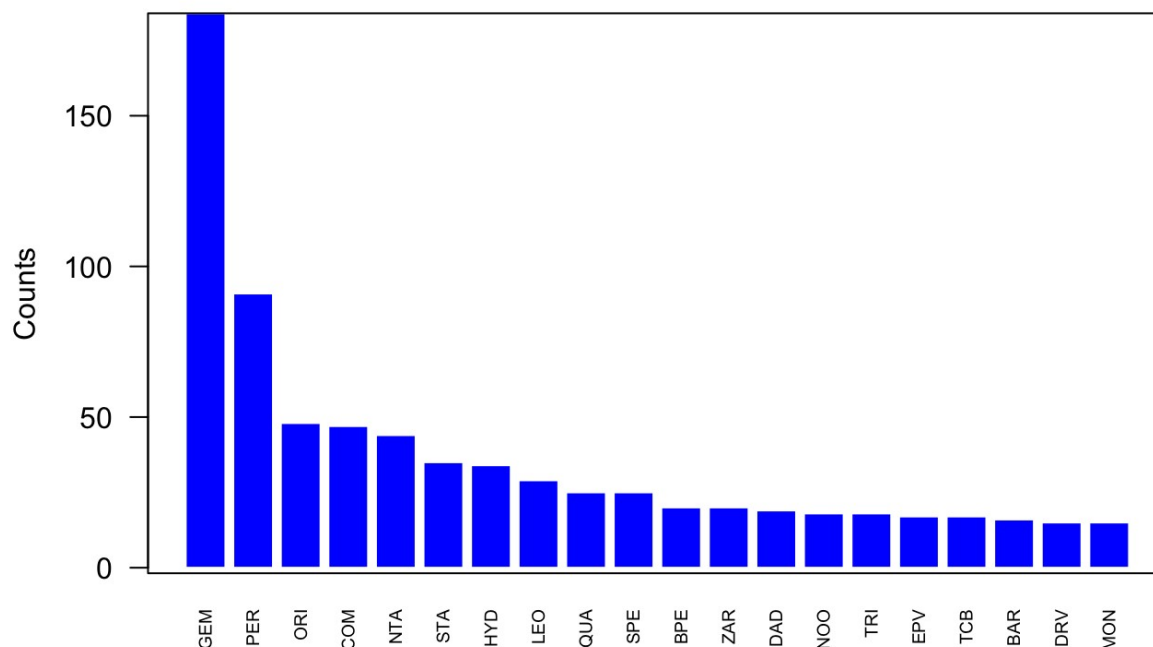
This section provides a summary of all observations by Cardiff Dyffryn from 2014 to 2019. A breakdown of the number of observations by year is given in the histogram below.

Cardiff Dyffryn Observations by year, station



The following graph shows observation counts by stream (preliminary UFO ANALYSIS classification). A detailed breakdown by shower is given in the table at the end of this report.

Cardiff Dyffryn stream observations



Fireball activity

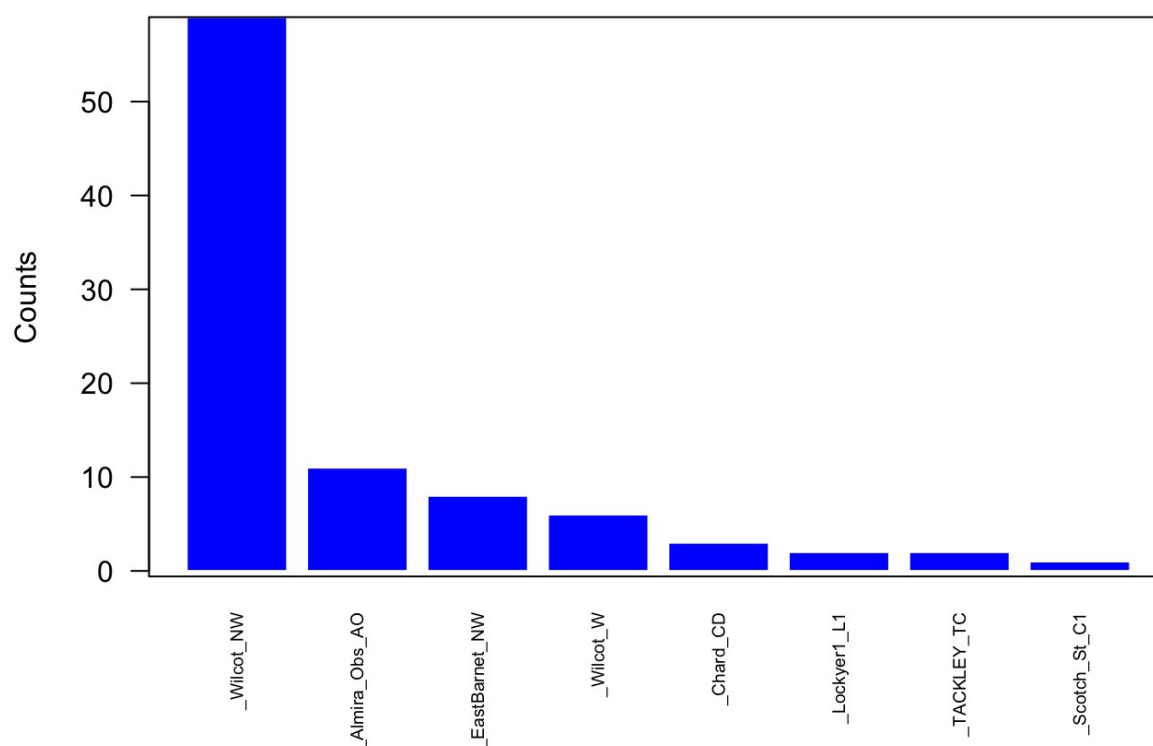
Fireballs recorded (Based on IAU definition of apparant magnitude of -4.0 or brighter)

Datetime	Magnitude	Duration	Stream
2017-08-13 00:17:31	-8.9	0.68	ERI
2017-07-10 21:59:26	-8.1	0.78	KLY
2017-08-13 03:04:52	-7.5	0.2	SPO
2016-12-22 03:18:37	-7.2	0.38	COM
2017-08-15 03:18:25	-6.4	0.24	SPO
2017-08-12 22:08:07	-6.3	0.44	SPO
2017-08-12 22:11:04	-6.2	1.38	AOC
2016-08-11 23:33:52	-5.9	0.14	BPE
2017-03-24 00:05:19	-5.3	1.56	KVI
2017-08-19 01:10:44	-5.0	0.24	SPO
2016-08-06 03:54:48	-4.9	0.5	GER
2017-07-22 02:34:24	-4.8	0.22	BAR
2016-07-22 00:49:15	-4.5	1.14	CAP

Datetime	Magnitude	Duration	Stream
2016-08-13 03:40:28	-4.5	0.3	AIC
2016-03-30 01:46:48	-4.4	0.42	AAL
2017-08-03 02:55:34	-4.4	0.38	PER
2014-12-01 02:58:58	-4.3	0.56	SPO
2017-07-16 23:17:20	-4.3	0.42	KLY
2017-08-28 00:32:22	-4.3	0.08	ALN
2016-08-11 23:33:52	-4.2	0.06	BPE
2017-08-13 00:52:31	-4.2	0.32	SPO
2017-07-31 01:13:40	-4.1	0.3	ATR
2017-08-13 03:41:21	-4.1	0.14	SPO
2014-10-24 06:03:32	-4.0	0.12	SPO
2016-01-04 22:14:29	-4.0	0.86	COM
2016-08-12 00:27:11	-4.0	0.88	PER

The following table shows which stations are generating matched observations with this station and the number of matches:

Matched observations for Cardiff Dyffryn



Detailed counts (including sporadics)

Shower	Counts
SPO	671
GEM	184
PER	91
ORI	48
COM	47
NTA	44
STA	35
HYD	34
LEO	29
QUA	25
SPE	25
BPE	20
ZAR	20
DAD	19
NOO	18
TRI	18
EPV	17
TCB	17
BAR	16
DRV	15
MON	15
PVI	15
EHY	14
ERI	14
NLM	14
AUR	13
NAU	13
ZCS	13
AHY	12

Shower	Counts
CMI	12
CVN	12
DHY	12
EGE	12
KHY	12
NUE	12
SSA	12
TPY	12
FLY	11
FTA	11
KUM	11
KVI	11
SLD	11
SOO	11
AGC	10
DAB	10
MHY	10
NLY	10
OME	10
PAR	10
AHE	9
DLM	9
DMH	9
EER	9
GCP	9
GER	9
LYR	9
NPI	9
POR	9
PSA	9

Shower	Counts
PSU	9
XCB	9
ACB	8
ALO	8
ANA	8
BCB	8
DAU	8
JLE	8
KCG	8
KSE	8
MLE	8
RGE	8
SAP	8
TCA	8
ZSE	8
ZTA	8
AOC	7
ATR	7
BCN	7
BPI	7
DSV	7
EPC	7
GCM	7
KDR	7
LMI	7
NAS	7
OCU	7
OLY	7
SDL	7
TOP	7

Shower	Counts
XVI	7
ACM	6
AED	6
AOR	6
BAQ	6
BAU	6
DCL	6
DKD	6
ETA	6
ETP	6
GBO	6
GDR	6
GPS	6
JCO	6
LUM	6
NBO	6
OCG	6
OCT	6
OML	6
OPC	6
ORN	6
SAR	6
URS	6
UUM	6
XAU	6
AAN	5
ASC	5
BHE	5
DCM	5
FMV	5

Shower	Counts
IAR	5
ICS	5
JLY	5
JPV	5
LAQ	5
NDL	5
NHD	5
NIA	5
NID	5
NZT	5
OCY	5
OER	5
OMO	5
OUI	5
PAU	5
PIH	5
RPU	5
SCS	5
SLE	5
SLY	5
SOL	5
SOR	5
TPI	5
ABA	4
ACA	4
ACO	4
AMO	4
ASX	4
BSX	4
CAP	4

Shower	Counts
CTA	4
DAR	4
DCY	4
DSE	4
DTA	4
FPL	4
ICE	4
JPE	4
JRH	4
LBO	4
LOP	4
LVI	4
MPR	4
MVE	4
NDD	4
NHY	4
NZP	4
OBC	4
RLE	4
THA	4
UCE	4
XLI	4
ZCY	4
AAL	3
ABS	3
ADC	3
AIC	3
ALY	3
AMD	3
AND	3

Shower	Counts
BMO	3
DAL	3
DEL	3
DMT	3
DPI	3
EVI	3
FED	3
GDE	3
GLI	3
JEC	3
JNO	3
JRP	3
KLY	3
LCY	3
LDR	3
NCC	3
NCY	3
NOA	3
NOP	3
OEE	3
OLE	3
ORS	3
PBO	3
PPS	3
SDA	3
SIA	3
SOA	3
SOP	3
SPI	3
TCE	3

Shower	Counts
TVI	3
XUM	3
ZCN	3
APG	2
ARC	2
ATA	2
AUD	2
AUP	2
AVB	2
AXC	2
CAM	2
CCA	2
CUR	2
DPL	2
DRA	2
EAU	2
ESE	2
ETT	2
EUM	2
FHE	2
GTA	2
GTI	2
HVI	2
ISC	2
JEO	2
JMC	2
KAQ	2
MAC	2
MDR	2
MIC	2

Shower	Counts
MLY	2
MML	2
NAL	2
NAR	2
NDR	2
NGM	2
NSS	2
NVI	2
NZC	2
OUM	2
PDF	2
PUM	2
SAQ	2
SCA	2
SCC	2
SRP	2
TCN	2
XHE	2
ZCA	2
ZDR	2
AAH	1
ABC	1
ALA	1
ALN	1
AOE	1
ARI	1
BCD	1
BCR	1
BEQ	1
BPG	1

Shower	Counts
CAU	1
DDC	1
DDR	1
DLI	1
DNA	1
DPC	1
DSA	1
DXL	1
ELY	1
FBO	1
FCM	1
GCA	1
GCO	1
GPU	1
GVI	1
ICY	1
JBP	1
JCC	1
JIP	1
JRC	1
JSC	1
JUG	1
JZA	1
JZD	1
LLY	1
LPE	1
MBC	1
MPS	1
MUL	1
MVL	1

Shower	Counts
MZC	1
NDA	1
NEC	1
NER	1
NLD	1
NLL	1
OCS	1
ODR	1
OMA	1
OMC	1
OPG	1
OPL	1
PAQ	1
PIP	1
PUP	1
QPE	1
SAL	1
SCU	1
SGE	1
SIC	1
SLL	1
SSE	1
SZC	1
TAH	1
TPR	1
TSR	1
UAN	1
XCE	1
ZOP	1