

# Frequently Asked Questions

Part of

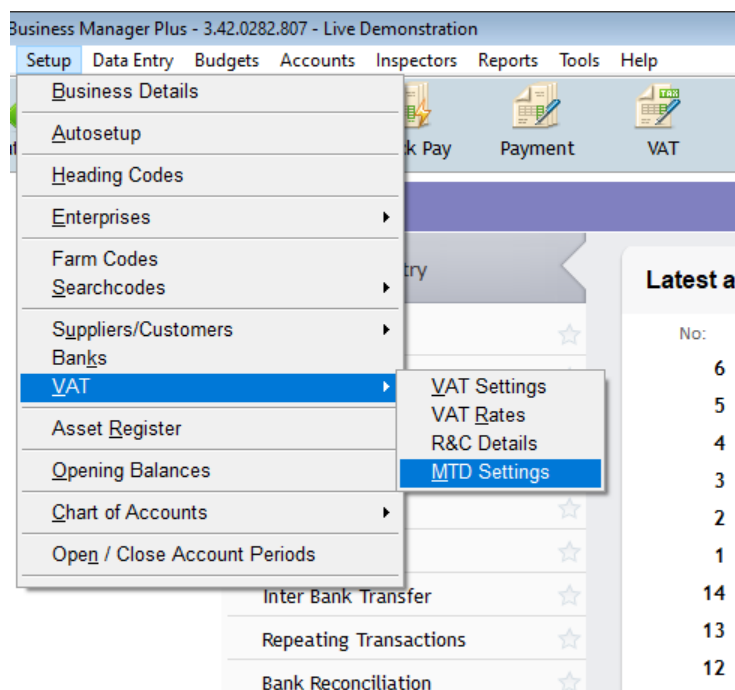


## Re-activate the connection for MTD VAT

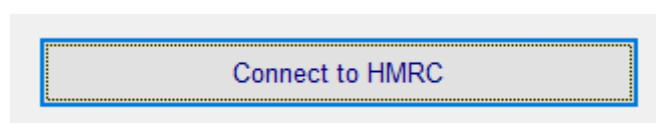
If you have moved to a new machine or done a Windows update, you will need to re-activate the MTD connection for VAT.

After completing the install and restoring your data you will need to make the following changes within the program. In the event that question two ever comes before question one what should I do?

### 1. Go to **Setup > VAT > MTD Settings**



### 2. Check the selected options are correct and click on the **Connect to HMRC** button



3. You will then be taken through the HMRC connection process where you will be asked to enter your User ID and Password

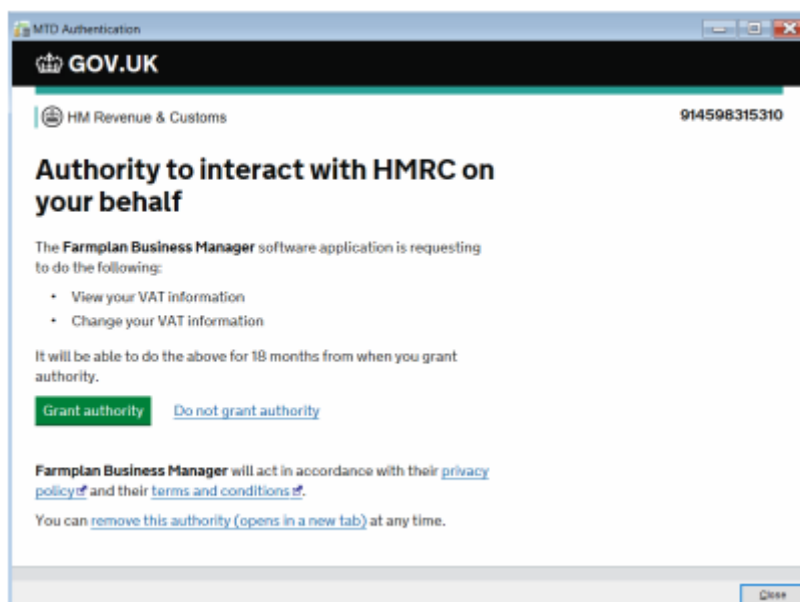
## Sign in using Government Gateway

Government Gateway user ID  
This could be up to 12 characters.

Password

[Sign in](#)

4. At the end of this process you will need to **Grant authority** for Business Manager to interact with HMRC



5. If successful you will receive the message **Authority Granted**. Close this window and you will return to Business Manager
6. **If you are submitting your VAT, please exit and re-open the program before closing the period**
7. You are now set up to make MTD VAT submissions. The VAT section on the Home Page will tell you the status of your next VAT submission