

Weekly Economic and Markets Review

NBK Economic Research Department | 5 August 2018



International & MENA

Fed leaves rates on hold but seen hiking next month; crude prices ease as OPEC production rises

Key market indicators

Stock markets	Index	Change (%)	
		weekly	YTD
Regional			
Abu Dhabi (ADI)	4,811	-0.68	9.39
Bahrain (ASI)	1,349	-1.37	1.31
Dubai (DFMGI)	2,974	0.85	-11.75
Egypt (EGX 30)	15,806	3.99	5.24
GCC (S&P GCC 40)	1,100	-0.68	11.70
Kuwait (All Share Index)	5,206	-0.38	7.77
KSA (TASI)	8,254	-1.36	14.21
Oman (MSM 30)	4,327	-0.21	-15.15
Qatar (QE Index)	9,981	3.89	17.10
International			
CSI 300	3,315	-5.85	-17.75
DAX	12,616	-1.90	-2.34
DJIA	25,463	0.05	3.01
Euro Stoxx 50	3,482	-1.27	-0.62
FTSE 100	7,659	-0.55	-0.37
Nikkei 225	22,525	-0.83	-1.05
S&P 500	2,840	0.76	6.24
Bond yields			
	%	Change (bps)	
		weekly	YTD
Regional			
Abu Dhabi 2022	3.50	-3.2	55.9
Dubai 2022	3.85	-3.8	70.8
Qatar 2022	3.64	-0.2	56.9
Kuwait 2022	3.48	3.8	67.9
Saudi Arabia 2023	3.83	2.8	61.9
International			
UST 10 Year	2.95	-1.0	54.1
Bunds 10 Year	0.41	-0.1	-1.6
Gilts 10 Year	1.33	4.9	14.1
JGB 10 Year	0.11	1.2	6.1
3m interbank rates			
	%	Change (bps)	
		weekly	YTD
Bhibor	3.50	0.0	77.5
Kibor	2.06	0.0	18.8
Qibor	2.65	2.8	-9.4
Eibor	2.56	3.8	76.4
Saibor	2.61	-0.1	71.0
Libor	2.34	0.2	64.6
Exchange rates			
	Rate	Change (%)	
		weekly	YTD
KWD per USD	0.303	0.06	0.44
KWD per EUR	0.352	0.00	-0.76
USD per EUR	1.157	-0.76	-3.58
JPY per USD	111.3	0.20	-1.26
USD per GBP	1.301	-0.75	-3.75
EGP per USD	17.84	0.34	0.62
Commodities			
	\$/unit	Change (%)	
		weekly	YTD
Brent crude	73.2	-1.45	9.48
KEC	71.20	-2.14	12.13
WTI	68.5	-0.29	13.36
Gold	1214.2	-0.69	-7.05

Source: Thomson Reuters Datastream; as of Friday's close 3/8/2018

Overview

Global monetary policy was back in focus last week, with central banks continuing to chart a course between higher interest rates required for policy normalization on the one hand, and a largely benign inflation outlook and downside risks to growth on the other. As expected, the US Fed left rates unchanged and delivered an upbeat assessment of the economic outlook, while the Bank of England increased rates for only the second time since the financial crisis, despite Brexit-related uncertainty. The most notable move however came from the Bank of Japan, which avoided a change in its inflation target that might have triggered tighter policy, but introduced so-called "forward guidance" and said it would tolerate yields on 10-year government bonds rising fractionally further above its 0% goal. The shift pushed JGB yields to an 18-month high of 0.12%.

This came against a backdrop of mounting tension over global trade, with the US threatening to hike tariffs on \$200 billion of imports from China to 25% from the 10% announced before, and China promising retaliatory tariffs if the US follows through. The Chinese central bank did, however, take steps to curb downward pressure on the renminbi which has plunged in recent weeks against the US dollar – possibly an attempt to assuage US criticism of China's "cheap currency" policy.

The price of Brent crude fell 1.5% w/w to finish at \$74.2/bbl, following a large mid-week drop on a surprise rise in US crude inventories. There are also signs that OPEC producers are ramping up output following the agreement to ease supply restrictions which took effect from July, with output in linchpin producer Saudi Arabia now close to an all-time high. This has helped offset concern of falling Iranian supply as US sanctions kick in over coming months.

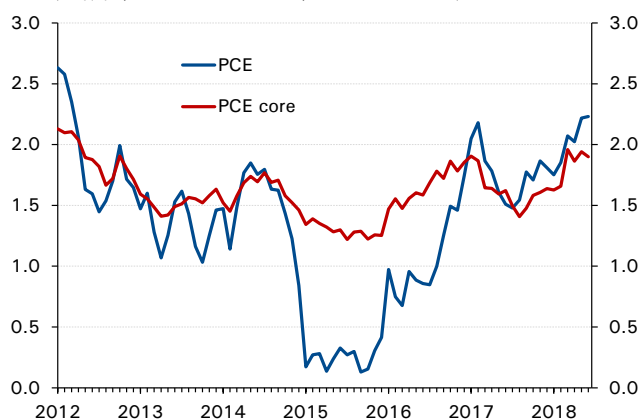
In the GCC, closing accounts for FY2017/18 showed Kuwait's budget deficit narrowing to 8.9% of GDP from 13.8% a year earlier on higher oil prices and despite an unexpectedly strong increase in spending. Meanwhile, Kuwait's stock market logged its best performance in a year and a half in July, increasing by nearly 6% on growing foreign investor interest and strong demand for newly-listed Integrated Holding.

International macroeconomics

USA: As expected, the Federal Reserve kept monetary policy on hold in August, leaving the range for the Fed Funds rate at 1.75-2.00% while continuing its unwind of quantitative easing. It also delivered an upbeat assessment of the economy, citing the “sustained expansion of economic activity, strong labor market conditions and inflation near the ... symmetric 2% objective over the medium term,” while avoiding warnings over downside risks from escalating trade wars. The comments confirmed the likelihood of a rate increase in September, with markets now assigning a 90% probability of a 25 bps hike followed by a 60%+ chance of another in December.

The Fed will be mildly encouraged by news that the core personal consumer expenditure price gauge – its preferred inflation measure – was unchanged at 1.9% y/y in June but below expectations, easing concerns of overheating. (Chart 1.)

Chart 1: US inflation
(% y/y, personal consumer expenditure measure)



Source: Thomson Reuters Datastream

Last week’s economic data generally confirmed buoyant activity conditions. Consumer spending rose a very solid 0.4% m/m in June and 5.1% y/y, with May numbers revised higher. The Conference Board’s consumer confidence measure also beat the consensus in July and stayed close to recent 17-year highs. Non-farm payroll gains for July came in lower than expected at 157,000, perhaps reflecting capacity issues and following significant upward revisions to previous months. ISM and PMI surveys showed activity in manufacturing and services sectors easing slightly in July but still at very strong levels.

Eurozone: The Eurozone expanded by a smaller-than-expected 0.3% q/q in 2Q18, compared to 0.4% in 1Q18. The softer performance was in line with a slew of indicators hinting at still weak growth during the second quarter. However, domestic demand remains strong, labor markets are tightening, and sentiment remains above average, possibly helping support future growth despite the dip in business confidence due to trade uncertainties.

Meanwhile, Eurozone inflation trended higher on rising energy and core prices. Headline inflation hit 2.1% in July, while core inflation surprised at 1.1%, up from 0.9% in June. Stronger fundamentals and high oil prices could see this trend carry through the rest of 2018.

China: The official purchasing managers Index (PMI) showed manufacturing activity weakened slightly in July, slipping to 51.2 from 51.5 in June and its lowest reading since February on the back of a brewing trade war with the US, bad weather and weaker domestic demand. The official services PMI figure (more closely watched by Chinese policymakers) also fell for the first time in five months, to 54.0 from 55.0 in June, amid a slowdown in spending. The services sector currently makes up more than half of China’s economy and policy makers are increasingly looking to growth in services and consumption to help veer the economy away from an export and investment-led growth model.

Japan: The Bank of Japan held monetary policy steady, maintaining its target for the 10-year government bond yield at or around 0% and the short-term interest rate target at -0.1%. However, it added that it will adopt a more flexible approach for its long-term yield target, allowing for greater movement in 10-year yields. The announcement comes after reports that the bank was mulling ways to improve policy sustainability, which lifted government bond yields. It also acknowledged that more time was needed to achieve its 2% inflation target.

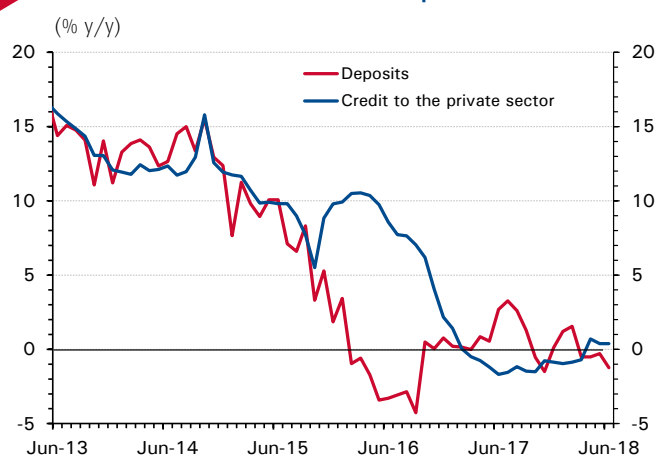
GCC & regional macroeconomics

Kuwait: Credit rose by a whopping KD 712 million, its strongest monthly increase in two years, on strong borrowing by businesses and usual end-of-quarter increases related to lending for the purchase of securities. As a result, credit growth accelerated for the first time in eight months, jumping to 1.7% y/y from 0.8% in May. Year-to-date, however, lending is still lagging, with only KD 0.8 billion borrowed in the first half of the year compared to an average of KD 1.1 billion during similar periods in the last five years. We expect total credit to end 2018 up 4% y/y.

Saudi Arabia: Bank credit growth to the private sector increased slightly by 0.4% y/y in June, while total deposits in commercial banks dropped 1.2% to SAR1.61 trillion, as the government continued to withdraw emergency funds injected when oil prices slumped. (Chart 2.) If sustained, credit growth combined with shrinking deposits could lead to funding pressures in the banking sector.

Meanwhile, the central bank’s total reserve assets rose by 0.9% y/y in June to \$507 billion, attributed mainly to a 13.4% increase in foreign currency and deposits abroad. Remittance outflows by expatriates in the kingdom increased by 2% y/y to SAR10.6 billion, but fell 16.9% from May.

▶ **Chart 2: Saudi Bank credit and deposits**



Source: SAMA, Thomson Reuters Datastream

Markets – oil

Crude oil prices had an up and down week, with Brent crude dropping 2.5% on Wednesday on an unexpected rise in US crude inventories in w/e July 27th, before a partial recovery the following day left it down 1.5% w/w at \$73.2/bbl. (See chart 3.) US benchmark WTI dropped a smaller 0.2% w/w. Continued global trade tensions are also weighing on crude prices, and particularly the threat of slowing growth in Asia.

▶ **Chart 3: Brent crude oil price**



Source: Thomson Reuters Datastream

For July overall, Brent crude fell 7%, its largest monthly decline in two years despite the looming prospect of the withdrawal of Iranian supplies from the market as US sanctions are re-imposed from November. There are signs of rising output in other OPEC countries following the agreement to ease previous supply cuts by up to 1 million b/d which took effect from July. According to survey estimates, Saudi production for example may have risen 230,000 b/d in July to a near all-time high of 10.65 million b/d, with compliance among the OPEC-12 countries subject to the quota deal at an improved 105% from

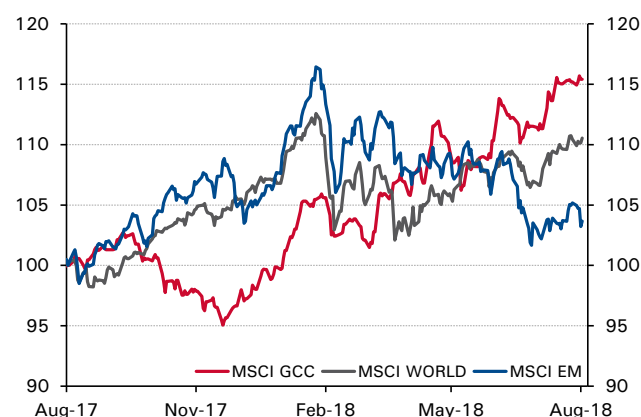
131% in June. Although the latest rise in output threatens to push the market into a position of oversupply in the near term, some see it as a move by producers to temporarily build stocks in advance of an Iran-related market tightening in the autumn.

Markets – equities

Most international markets were down, affected by the ramp up in US-China trade tensions. The MSCI AC world index was down 0.1% w/w. Despite the increase in tariffs on Chinese imports and a relatively soft jobs report, US stocks held firm, with the S&P 500 up by 0.8% w/w, while the DJI ended the week flat. Weaker data out of Europe pushed the Euro Stoxx 50 lower by 1.3%, while the MSCI EM declined by 1.4% on growing trade uncertainties. (Chart 4.)

▶ **Chart 4: International equity indices**

(rebased, 3 August 2017=100)

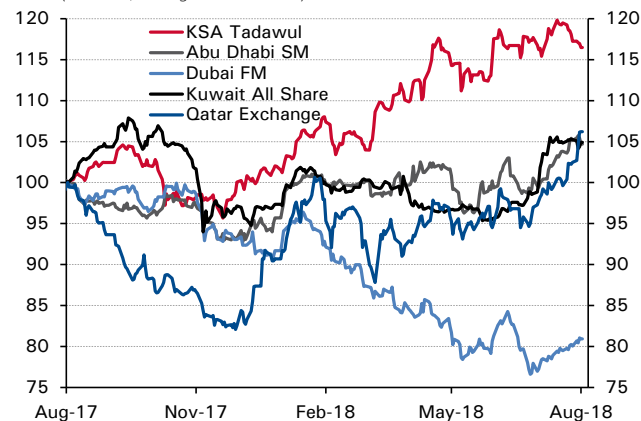


Source: Thomson Reuters Datastream

Strong bank and property earnings supported Qatar and Dubai stocks, while the rest of the region was down, with the MSCI GCC index up 0.2% w/w. Saudi was the worst performer, down 1.4% w/w on high valuation concerns and a lagging, albeit positive, performance by its banking sector. (Chart 5.)

▶ **Chart 5: GCC equity markets**

(rebased, 3 August 2017=100)



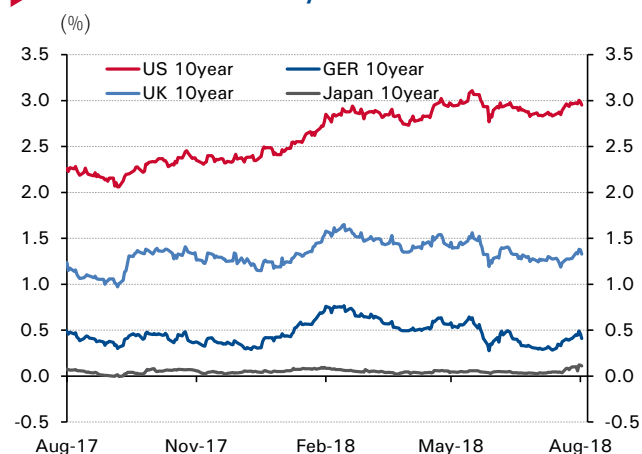
Source: Thomson Reuters Datastream

The Qatari market continued its recovery, now up 17% year-to-date and returning to levels seen before the start of the dispute with its GCC neighbors last summer, boosted by higher oil and gas prices and an increase in foreign ownership limits.

Markets – fixed income

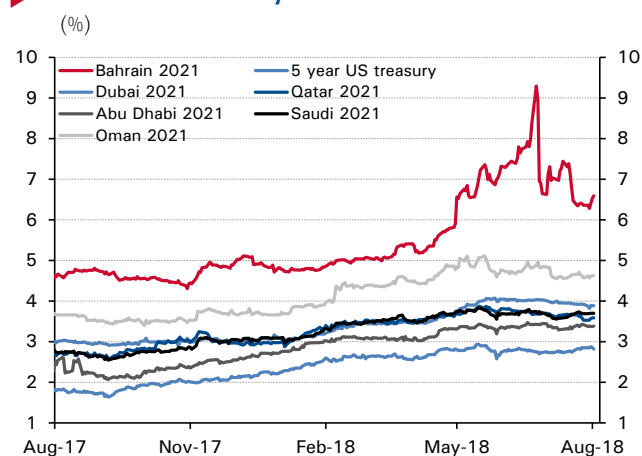
Anticipation ahead of key central bank meetings as well as trade tensions had yields on edge. Speculation over a change in Japanese monetary policy, a sure rise in the BOE rate, and an announcement of higher US borrowing helped push up international yields for most of the week. Rates then fell, however, following growing tension in US-China trade. US 10-year yields were down 1 basis point to 2.95%, while 10-year bunds were unchanged at 0.41%. (Chart 6.) Meanwhile, GCC yields were mixed, as investors weighed the impact of rising trade tensions against higher oil prices. (Chart 7.)

▶ Chart 6: Global bond yields



Source: Thomson Reuters Datastream

▶ Chart 7: GCC bond yields



Source: Thomson Reuters Datastream

Head Office

Kuwait

National Bank of Kuwait SAKP
Abdullah Al-Ahmed Street
P.O. Box 95, Safat 13001
Kuwait City, Kuwait
Tel: +965 2242 2011
Fax: +965 2259 5804
Telex: 22043-22451 NATBANK
www.nbk.com

International Network

Bahrain

National Bank of Kuwait SAKP
Zain Branch
Zain Tower, Building 401, Road 2806
Seef Area 428, P. O. Box 5290, Manama
Kingdom of Bahrain
Tel: +973 17 155 555
Fax: +973 17 104 860

National Bank of Kuwait SAKP
Bahrain Head Office
GB Corp Tower
Block 346, Road 4626
Building 1411
P.O. Box 5290, Manama
Kingdom of Bahrain
Tel: +973 17 155 555
Fax: +973 17 104 860

United Arab Emirates

National Bank of Kuwait SAKP
Dubai Branch
Latifa Tower, Sheikh Zayed Road
Next to Crown Plaza
P.O.Box 9293, Dubai, U.A.E
Tel: +971 4 3161600
Fax: +971 4 3888588

National Bank of Kuwait SAKP
Abu Dhabi Branch
Sheikh Rashed Bin Saeed
Al Maktoom, (Old Airport Road)
P.O.Box 113567, Abu Dhabi, U.A.E
Tel: +971 2 4199 555
Fax: +971 2 2222 477

Saudi Arabia

National Bank of Kuwait SAKP
Jeddah Branch
Al Khalidiah District,
Al Mukmal Tower, Jeddah
P.O Box: 15385 Jeddah 21444
Kingdom of Saudi Arabia
Tel: +966 2 603 6300
Fax: +966 2 603 6318

Jordan

National Bank of Kuwait SAKP
Amman Branch
Shareef Abdul Hamid Sharaf St
P.O. Box 941297, Shmeisani,
Amman 11194, Jordan
Tel: +962 6 580 0400
Fax: +962 6 580 0441

Lebanon

National Bank of Kuwait
(Lebanon) SAL
BAC Building, Justinien Street, Sanayeh
P.O. Box 11-5727, Riad El-Solh
Beirut 1107 2200, Lebanon
Tel: +961 1 759700
Fax: +961 1 747866

Iraq

Credit Bank of Iraq
Street 9, Building 187
Sadoon Street, District 102
P.O. Box 3420, Baghdad, Iraq
Tel: +964 1 7182198/7191944
+964 1 7188406/7171673
Fax: +964 1 7170156

Egypt

National Bank of Kuwait - Egypt
Plot 155, City Center, First Sector
5th Settlement, New Cairo
Egypt
Tel: +20 2 26149300
Fax: +20 2 26133978

United States of America

National Bank of Kuwait SAKP
New York Branch
299 Park Avenue
New York, NY 10171
USA
Tel: +1 212 303 9800
Fax: +1 212 319 8269

United Kingdom

National Bank of Kuwait
(International) Plc
Head Office
13 George Street
London W1U 3QJ
UK
Tel: +44 20 7224 2277
Fax: +44 20 7224 2101

National Bank of Kuwait
(International) Plc
Portman Square Branch
7 Portman Square
London W1H 6NA, UK
Tel: +44 20 7224 2277
Fax: +44 20 7486 3877

France

National Bank of Kuwait
(International) Plc
Paris Branch
90 Avenue des Champs-Elysees
75008 Paris
France
Tel: +33 1 5659 8600
Fax: +33 1 5659 8623

Singapore

National Bank of Kuwait SAKP
Singapore Branch
9 Raffles Place # 44-01
Republic Plaza
Singapore 048619
Tel: +65 6222 5348
Fax: +65 6224 5438

China

National Bank of Kuwait SAKP
Shanghai Office
Suite 1003, 10th Floor, Azia Center
1233 Lujiazui Ring Road
Shanghai 200120, China
Tel: +86 21 6888 1092
Fax: +86 21 5047 1011

NBK Capital

Kuwait

NBK Capital
38th Floor, Arraya II Building, Block 6
Shuhada'a street, Sharq
PO Box 4950, Safat, 13050
Kuwait
Tel: +965 2224 6900
Fax: +965 2224 6904 / 5

United Arab Emirates

NBK Capital Limited - UAE
Precinct Building 3, Office 404
Dubai International Financial Center
Sheikh Zayed Road
P.O. Box 506506, Dubai
UAE
Tel: +971 4 365 2800
Fax: +971 4 365 2805

Associates

Turkey

Turkish Bank
Valikonagl CAD. 7
Nisantasi, P.O. Box. 34371
Istanbul, Turkey
Tel: +90 212 373 6373
Fax: +90 212 225 0353