

\* Please refer to all 3 pages

Pg.1: For artwork and branding instructions (this page)

Pg.2: Pattern Explanation

Pg.3 True Scale Size Patterns

<u>Size</u>	<u>Width (cm)</u>	<u>Length (cm)</u>
S	27	36
M	34	45
L	43	56

Artwork and branding instructions:

Artwork to be supplied in print ready format using all true size templates provided on Pages

Acceptable file types are: PDF / EPS.

Convert all text to curves / paths.

All artwork must be done in CMYK / PANTONE.

All Pantone Colours must be included as a PANTONE SOLID COATED SPOT.


We cannot guarantee 100% logo alignment on all bag components.

We cannot guarantee 100% accuracy on colours, due to the different machines used, different fabrics used and different branding methods used.


We cannot manipulate colours, so we rely on your artwork supplied.

# Pattern Explanation

FRONT



BACK




HANDLE



HANDLE





SMALL