




PROGRESS 2.1 mattress
Myform Comfort-Suite Cover



CORE

TECHNICAL INFORMATION

- 1- Myform Memory Air 3 cm
- 2- Myform Memory 3 cm
- 3- Myform Extension 5 zones 7,5 cm
- 4- Myform Air 4,5 cm




Mattress contours
The mattress core has **special, ergonomic contours** that provide a correct support to each part of the body and allow the **spine to keep its natural position**.



Air Flow
The special contours **improve the mattress ergonomics** as well as facilitate **air flow**, keeping the core dry and fresh.



Targeted support zones
The central layer features **different levels of density** depending on the parts of the body that they have to support.

 cm overall thickness	 18 cm core thickness	 kgs/m² weight	 targeted support zones
-----------------------------------------------------------------------------------------------------------------------	---------------------------------------------------------------------------------------------------------------------------------	----------------------------------------------------------------------------------------------------------------------------	---------------------------------------------------------------------------------------------------------------------------

REMOVABLE
cover with full length zip
equipped with 6 handles

PROGRESS 2.1

Progress 2.1 mattress uses the **cover system**. This solution allows to **customize** the mattress by choosing between **a variety covers** with specific features.

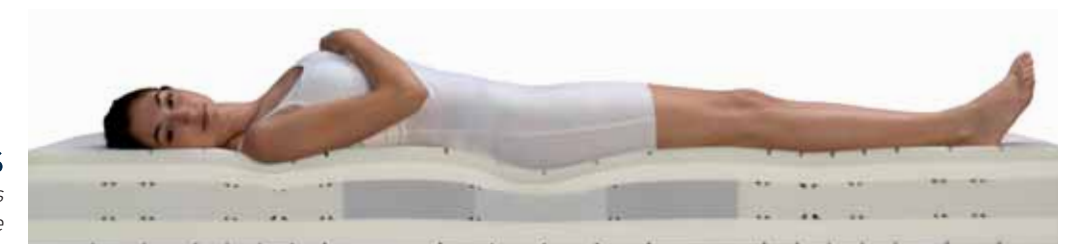
In particular, Progress 2.1 can be covered with **Myform** cover, that features a padding **2 cm thicker** than the others, offering an extraordinary comfort.

INTERNAL STRUCTURE

The mattress structure is the combination of 4 versions of **Myform Progress**. The summer side is made of breathable **Air**; the central layer is made of **Extension**, that is ergonomic and remains unchanged over time. The winter side is composed of two layers: the first one is made of breathable and heat sensitive **Memory Air** with **open cells**, that allows constant air flow and provides an even distribution of body weight; the second layer is made of **Memory** with **microcells** that ensure a well-balanced and flexible support.

7 TARGETED SUPPORT ZONES

Profiled foam core that moulds to the body shape



head and neck area maximum support	shoulder area comfortable support	back area maximum support	pelvic area medium support	thigh area maximum support	calf area comfortable support	foot area maximum support
---------------------------------------	--------------------------------------	------------------------------	-------------------------------	-------------------------------	----------------------------------	------------------------------