

Lava™ Ultimate



Restoration of Choice for Crowns on Top of Implants

Lava Ultimate™ restorative is a unique resin nano ceramic material for use as Crowns, Inlays, Onlays and Veneers. Its strength and shock absorbing protects against chewing forces making it one of the most durable restoration materials in the market place.

Easy to adjust and repolish to achieve ideal occlusion, saving chairside time. Aesthetically pleasing with a choice of eight shades and two translucencies Lava Ultimate™ achieves a natural result every time.

Indications:

- Crowns
- Crowns Over Implants
- Inlays/Onlays
- Veneers

Advantages:

- **Aesthetics** - Brilliant and long lasting polish with stain resistance for colour stability - leaving a natural and realistic appearance
- **Accuracy** - CAD/CAM milled producing a far superior fit than can be achieved by technicians using traditional methods
- **Strength** - Shock absorbency cushions against chewing forces reducing stress to the restoration

Disadvantages:

Lava Ultimate™ is not recommended for Bridges and build-up for two-piece abutments, for the anterior and posterior region.

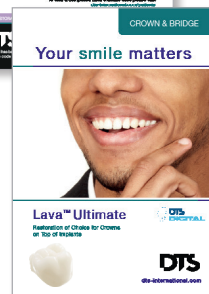


Lava™ Ultimate

Restoration of Choice for
Crowns on Top of Implants

Product Facts

Impression Technique	Traditional or Digital
Material	Nano-composite
Indications	Single unit, implants
Recommended use	Crowns, Onlays / Inlays
Margins	Shoulder
Cementation	Adhesively bonded
Turnaround Time	5 Lab Days
Method of manufacture	Digitally designed and manufactured
Aesthetics	✓✓✓
Shades / colouring	No internal effects, standard shades
Strength	✓✓✓
Add-on options	None
Benefits	Accurate adjustability, less abrasion
Warranty	5 years for complete crown
Type	Independent Crown
Popularity	✓✓✓



Help your patients understand
your recommended restoration
with our patient friendly cards.

Patient Support Literature

For more information or to order
literature please call
0141 556 5619 or email
restorations@dts-international.com

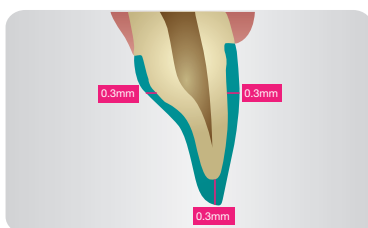


**DTS
DIGITAL**

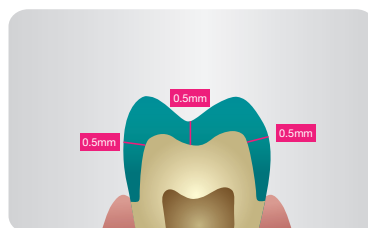
Recommended for
use in conjunction
with Oral Scanners

To find out more about our digital workflows or to make the first
step into digital dentistry please contact us on
0141 556 5619 or email scans@dts-international.com

Preparation Guide



Recommended preparation for anterior teeth



Recommended preparation for posterior teeth

What to use to attach to natural tooth:

Restorations made with Lava™ Ultimate Restorative must be bonded with an adhesive resin cement. 3M ESPE recommends RelyX™ Ultimate Adhesive Resin Cement with Scotchbond™ Universal Adhesive - the primer and adhesive are in one bottle. The flexibility of this system enables you to etch the tooth preparation using a self-etch, selective-etch or a total-etch technique all with one system.

How to adjust if required:

You can work on it just like you work on real tooth structure. This means you can adjust a crown for proper occlusion with additive or subtractive technique.

Conclusion:

The less brittle nature of Lava Ultimate™ restorative allows for easy milling and better edge quality, exceptional durability, excellent polish retention and less wear to opposing enamel than glass ceramics.

DIGITAL RESTORATIONS

PROSTHETICS

IMPLANTS

CROWN & BRIDGE

DTS
More Than Just
A Dental Lab . . .

8 Annfield Place, Duke Street, Glasgow G31 2XQ

Tel. +44 (0) 141 556 5619 | Email. restorations@dts-international.com

Visit us online at dts-international.com



©DTS 2015