

# VITA

# ENAMIC®



## Strength And Accuracy - Single Crown Restorations

DTS is proud to offer VITA ENAMIC®, the first dental ceramic with a dual network structure. Combining the positive properties of both ceramic and composite materials this offers the perfect combination of stability and elasticity.

VITA ENAMIC ensures minimally invasive restorations preserving as much tooth substance as possible.

Available in five shades with two translucency levels this material offers a natural and aesthetic result.

### Indications:

- Crowns
- Inlays / Onlays
- Veneers

### Advantages:

- **Aesthetics** - this tooth coloured material blends in with any remaining teeth - creating a natural and aesthetic result
- **Accuracy** - the accurate morphology leaves an end result that offers a perfect fit
- **Strength** - the strength obtained after bonding with the natural tooth surface and the unique integrated crack-stop function ensures a strong and long lasting restoration

### Disadvantages:

Not suitable for bridge restorations or patients suffering from Parafunction e.g. bruxism.




# VITA ENAMIC®

Strength And Accuracy -  
Single Crown Restorations

## Product Facts

Impression Technique	Traditional or Digital
Material	Ceramic strengthened by a polymer network
Indications	Anterior Crowns, Posterior Crowns
Recommended use	Crowns, inlays/onlays, veneers
Margins	Shoulder
Cementation	Adhesive bonding or Self adhesive bonding
Turnaround Time	5 Lab Days
Method of manufacture	Digitally designed and manufactured
Aesthetics	✓✓✓
Shades / colouring	Available in five shades with two translucency levels
Strength	✓✓✓✓
Add-on options	None
Benefits	Independent restoration with natural aesthetics, metal free ensuring biocompatibility and excellent fit
Warranty	5 years for complete crown
Type	Independent Crown
Popularity	✓✓✓✓✓



Help your patients understand your recommended restoration with our patient friendly cards.

**Patient Support Literature**

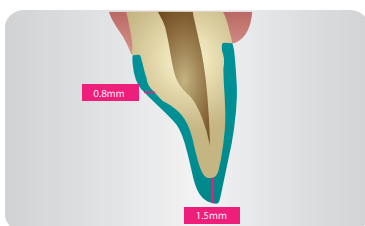
For more information or to order literature please call **0141 556 5619** or email [restorations@dts-international.com](mailto:restorations@dts-international.com)

**DTS DIGITAL**

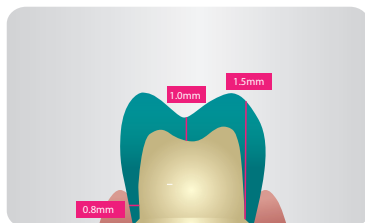
Recommended for use in conjunction with Oral Scanners

To find out more about our digital workflows or to make the first step into digital dentistry please contact us on **0141 556 5619** or email [scans@dts-international.com](mailto:scans@dts-international.com)

## Preparation Guide



Recommended preparation for anterior teeth



Recommended preparation for posterior teeth

### What to use to attach to natural tooth:

Adhesive bonding using light- or dual-curing fine-hybrid composites is required for restorations made from VITA ENAMIC. Adhesive bonding of crowns should preferably be performed using a more flowable, dual-curing composite (depending on the thickness of the layering).

### How to adjust if required:

The occlusion must be completely free of interferences. Remove unwanted occlusal contacts with diamond abrasives (40 µm). In order to achieve a natural surface shine, two steps are required:

- Pre-polishing with the pink polishers of the VITA ENAMIC Polishing set (7,000 – 10,000 rpm) while cooling with water.
- High gloss polishing with the grey diamond-coated polishers of the VITA ENAMIC Polishing Set (5,000 – 8,000 rpm).

### Conclusion:

DTS are here to help and advise you on the restorations we provide. Please contact us for up to date advice on techniques, materials and best practices. Also help us, if you find a better way to work with the products we provide please tell us as we are always willing to listen and learn from our customers experiences.

DIGITAL RESTORATIONS

PROSTHETICS

IMPLANTS

CROWN & BRIDGE



8 Annfield Place, Duke Street, Glasgow G31 2XQ

Tel. +44 (0) 141 556 5619 | Email. [restorations@dts-international.com](mailto:restorations@dts-international.com)

Visit us online at [dts-international.com](http://dts-international.com)



©DTS 2015