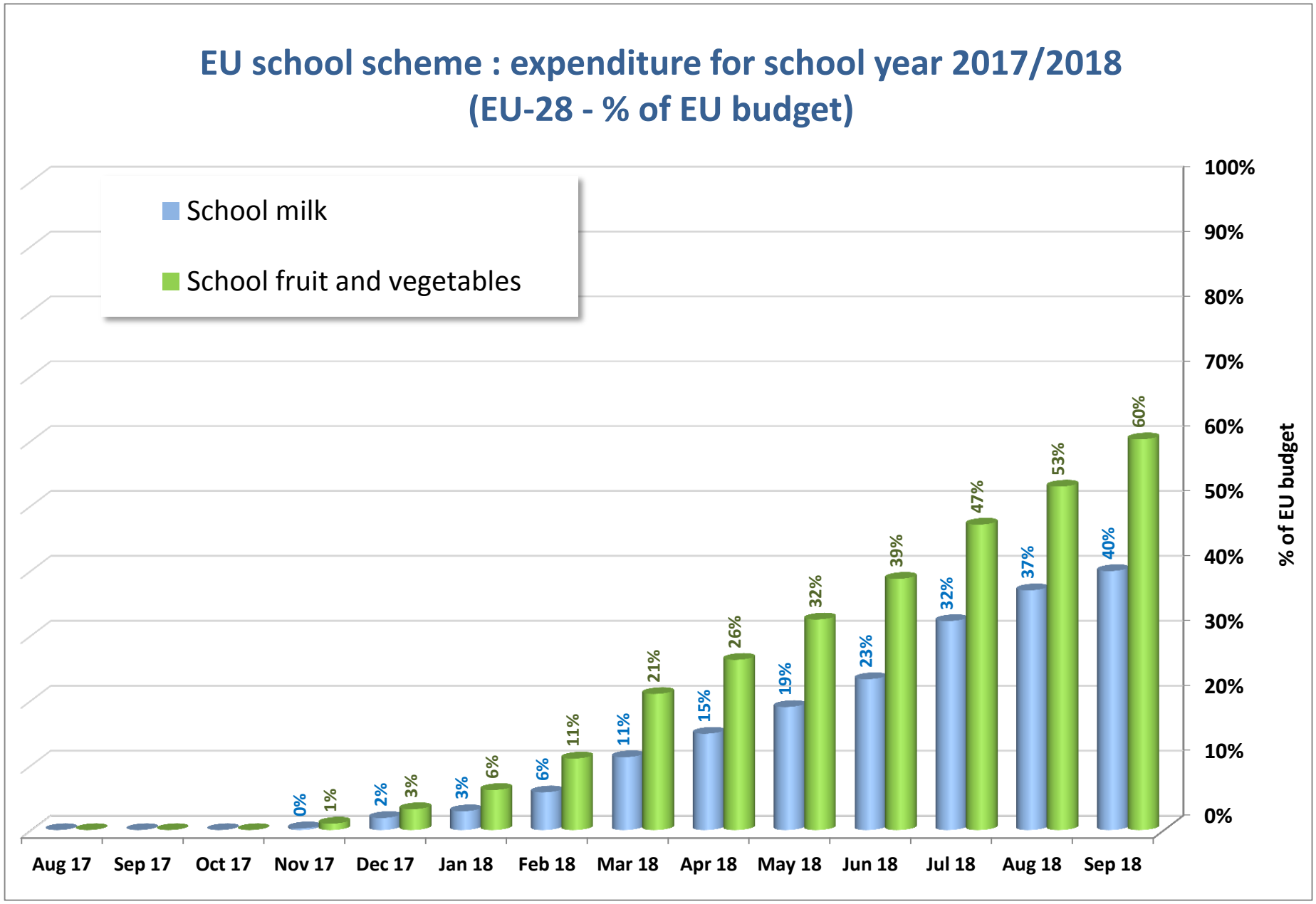
EU school scheme : expenditure for school year 2017/2018
(EU-28 - % of EU budget)
School milk
School fruit and vegetables
100%
90%
80%
70%
60%
50%
40%
30%
20%
10%
0%
% of EU budget
0%
1%
2%
3%
3%
6%
6%
11%
11%
21%
15%
26%
19%
32%
23%
39%
32%
47%
37%
53%
40%
60%
Aug 17
Sep 17
Oct 17
Nov 17
Dec 17
Jan 18
Feb 18
Mar 18
Apr 18
May 18
Jun 18
Jul 18
Aug 18
Sep 18

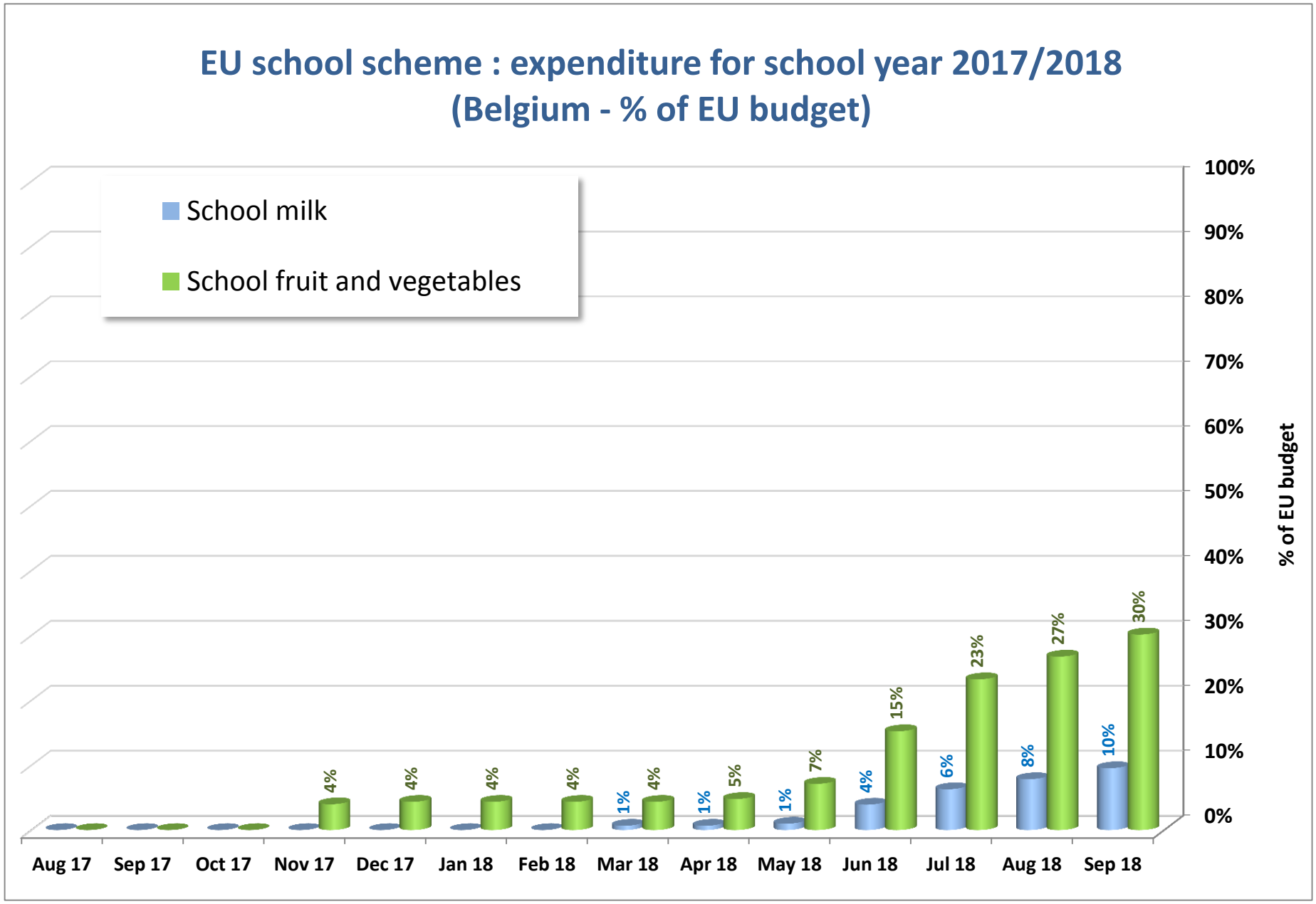
EU school scheme : expenditure for school year 2017/2018
(Belgium - % of EU budget)
School milk
School fruit and vegetables
100%
90%
80%
70%
60%
50%
40%
30%
20%
10%
0%
% of EU budget
4%
4%
4%
4%
1%
4%
1%
5%
1%
7%
4%
15%
6%
23%
8%
27%
10%
30%
Aug 17
Sep 17
Oct 17
Nov 17
Dec 17
Jan 18
Feb 18
Mar 18
Apr 18
May 18
Jun 18
Jul 18
Aug 18
Sep 18

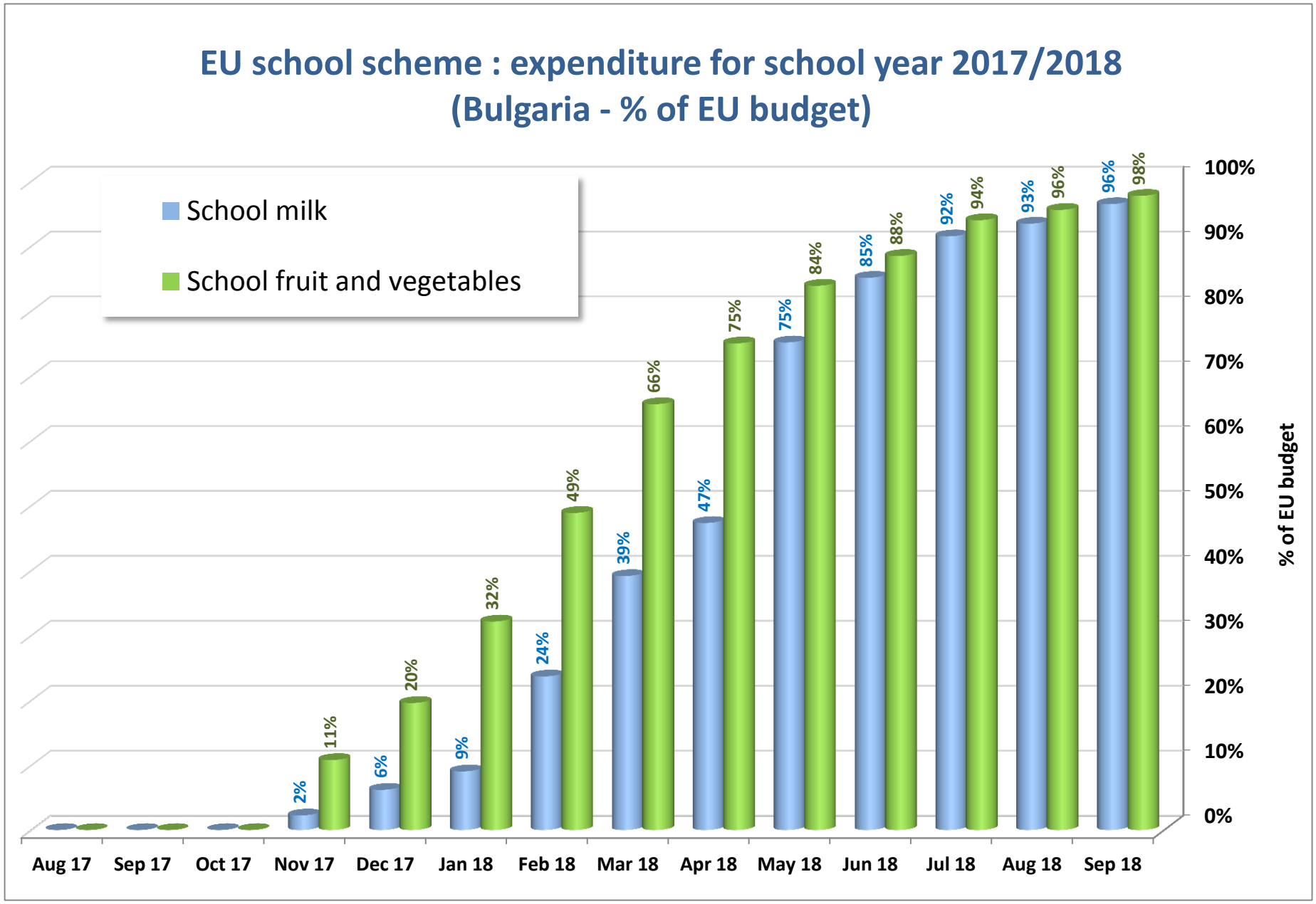
EU school scheme : expenditure for school year 2017/2018
(Bulgaria - % of EU budget)
School milk
School fruit and vegetables
2%
11%
6%
20%
9%
32%
24%
49%
39%
66%
47%
75%
75%
84%
85%
88%
92%
94%
93%
96%
96%
98%
Aug 17
Sep 17
Oct 17
Nov 17
Dec 17
Jan 18
Feb 18
Mar 18
Apr 18
May 18
Jun 18
Jul 18
Aug 18
Sep 18
100%
90%
80%
70%
60%
50%
40%
30%
20%
10%
0%
% of EU budget

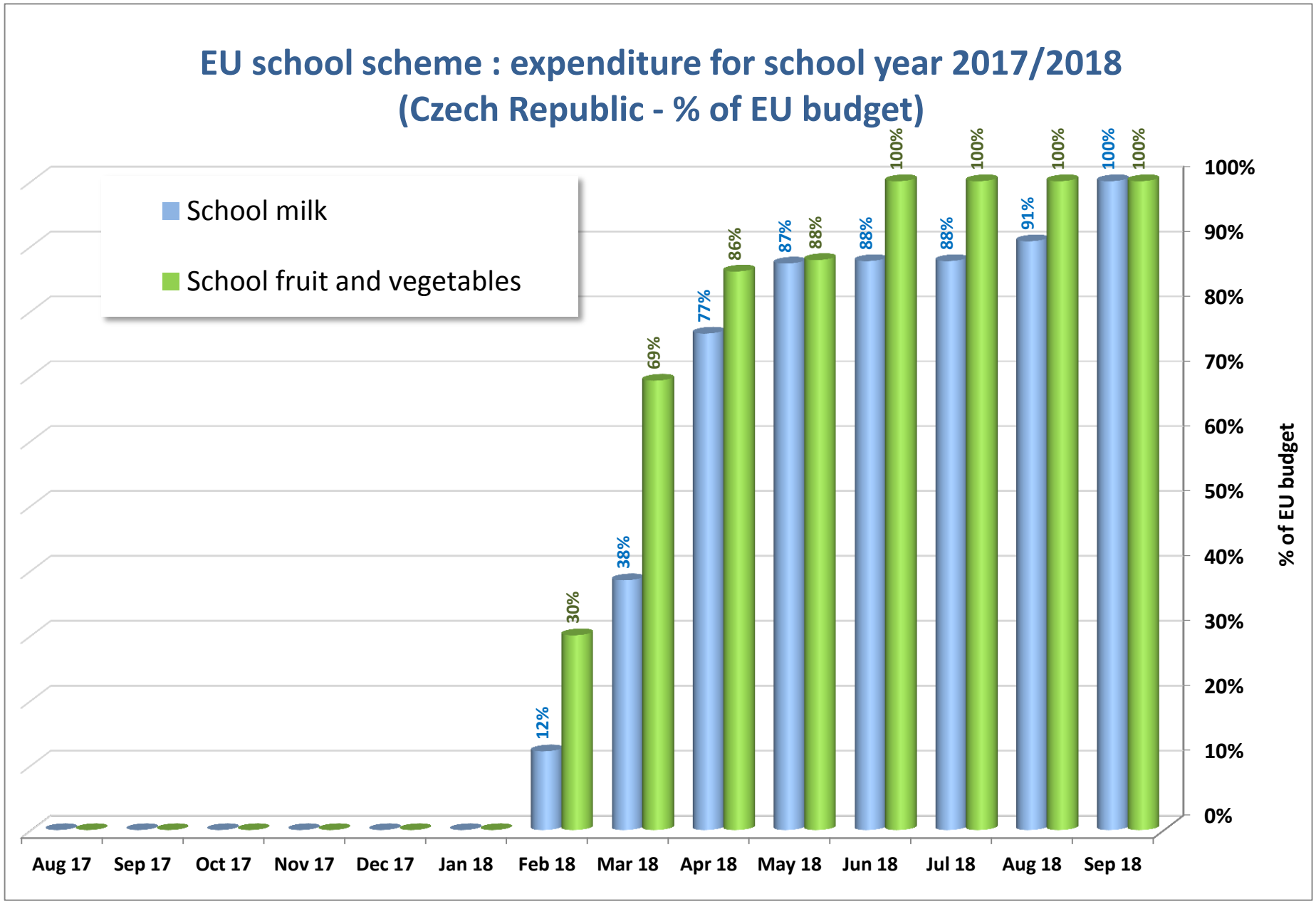
EU school scheme : expenditure for school year 2017/2018
(Czech Republic - % of EU budget)
School milk
School fruit and vegetables
12%
30%
38%
69%
77%
86%
87%
88%
88%
100%
88%
100%
91%
100%
100%
100%
Aug 17
Sep 17
Oct 17
Nov 17
Dec 17
Jan 18
Feb 18
Mar 18
Apr 18
May 18
Jun 18
Jul 18
Aug 18
Sep 18
100%
90%
80%
70%
60%
50%
40%
30%
20%
10%
0%
% of EU budget

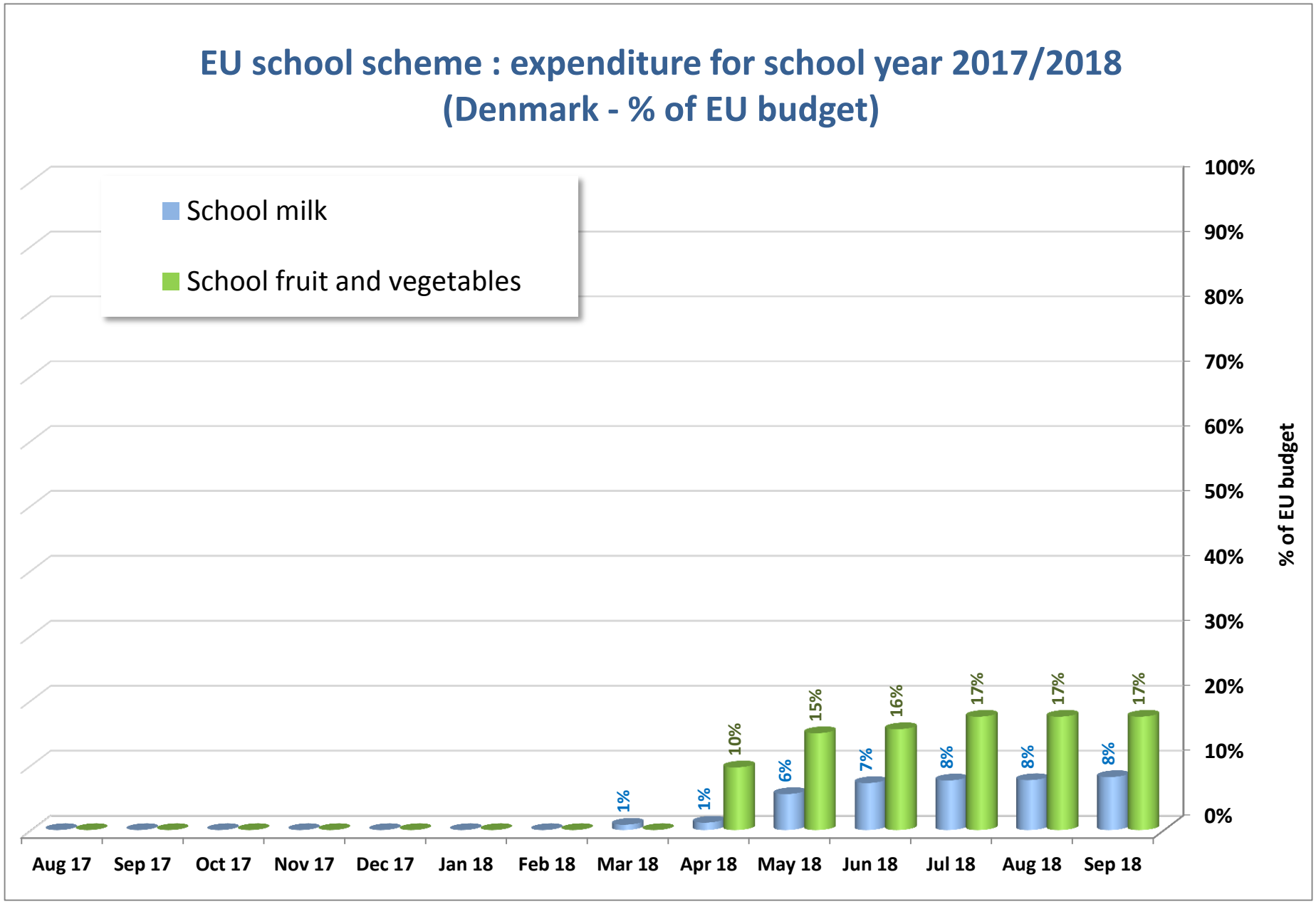
EU school scheme : expenditure for school year 2017/2018
(Denmark - % of EU budget)
School milk
School fruit and vegetables
100%
90%
80%
70%
60%
50%
40%
30%
20%
10%
0%
% of EU budget
1%
1%
10%
6%
15%
7%
16%
8%
17%
8%
17%
8%
17%
Aug 17
Sep 17
Oct 17
Nov 17
Dec 17
Jan 18
Feb 18
Mar 18
Apr 18
May 18
Jun 18
Jul 18
Aug 18
Sep 18

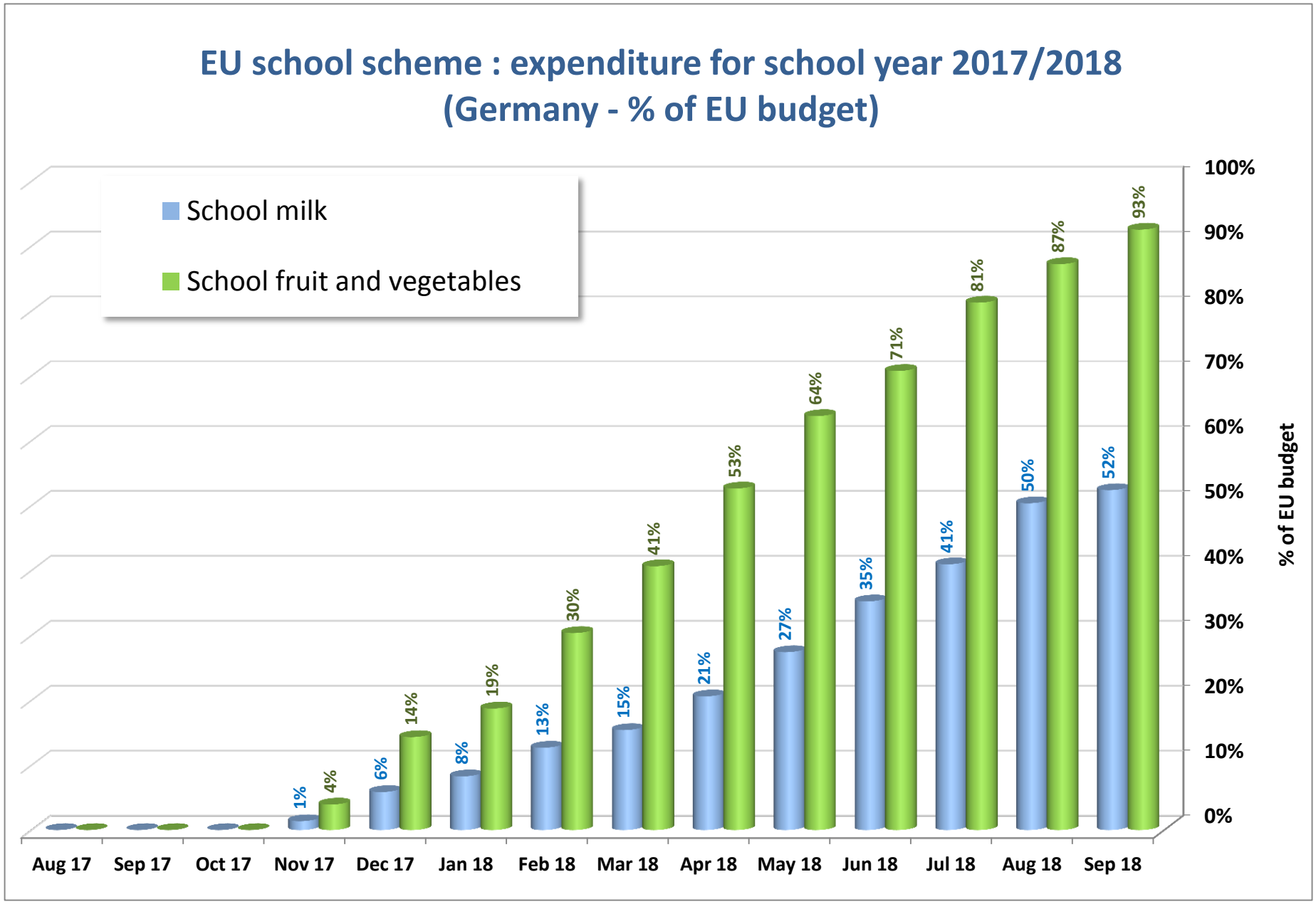
EU school scheme : expenditure for school year 2017/2018
(Germany - % of EU budget)
School milk
School fruit and vegetables
% of EU budget
100%
90%
80%
70%
60%
50%
40%
30%
20%
10%
0%
Aug 17
Sep 17
Oct 17
Nov 17
Dec 17
Jan 18
Feb 18
Mar 18
Apr 18
May 18
Jun 18
Jul 18
Aug 18
Sep 18
1%
4%
6%
14%
8%
19%
13%
30%
15%
41%
21%
53%
27%
64%
35%
71%
41%
81%
50%
87%
52%
93%

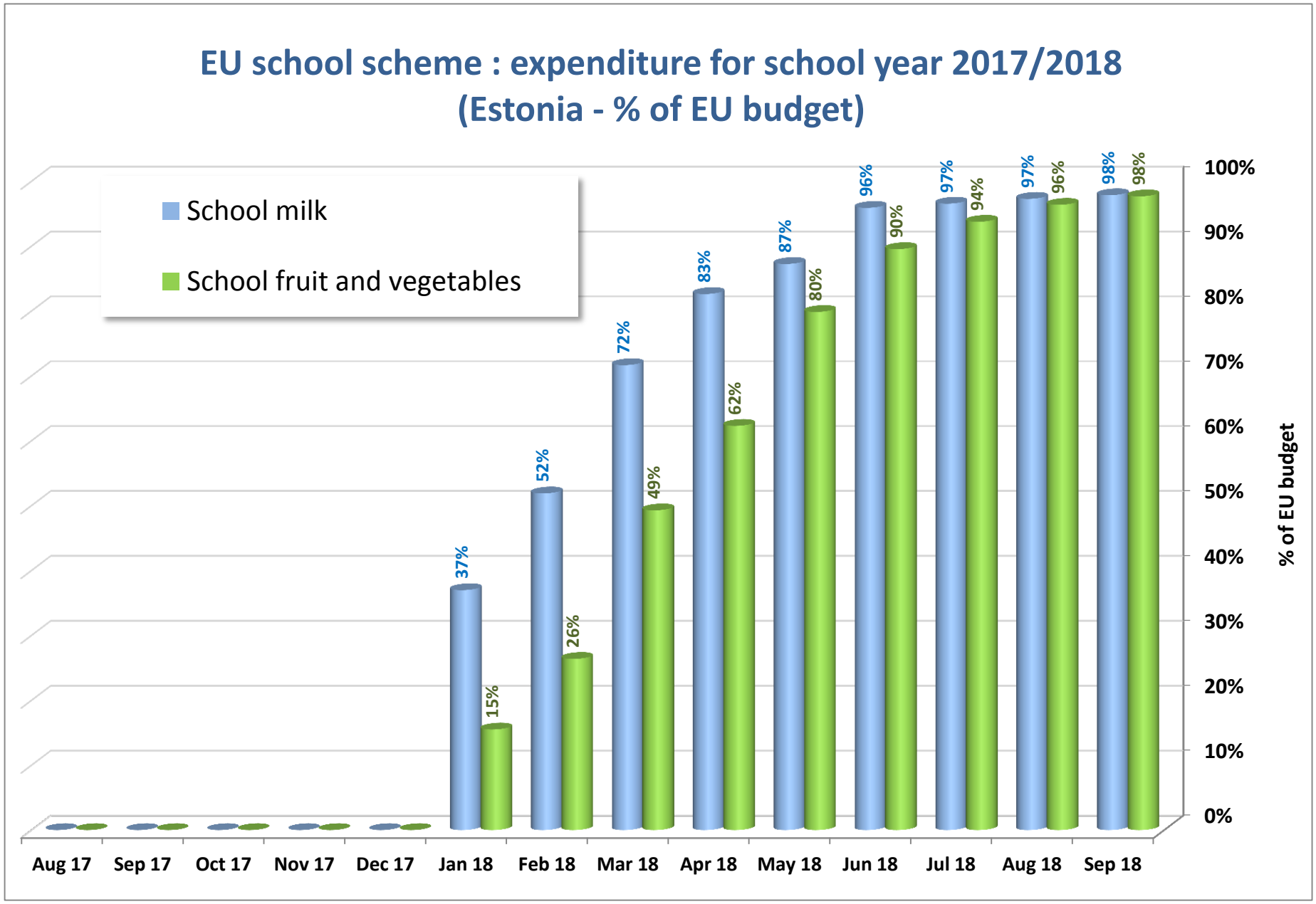
EU school scheme : expenditure for school year 2017/2018
(Estonia - % of EU budget)
School milk
School fruit and vegetables
37%
15%
52%
26%
72%
49%
83%
62%
87%
80%
96%
90%
97%
94%
97%
96%
98%
98%
Aug 17
Sep 17
Oct 17
Nov 17
Dec 17
Jan 18
Feb 18
Mar 18
Apr 18
May 18
Jun 18
Jul 18
Aug 18
Sep 18
100%
90%
80%
70%
60%
50%
40%
30%
20%
10%
0%
% of EU budget

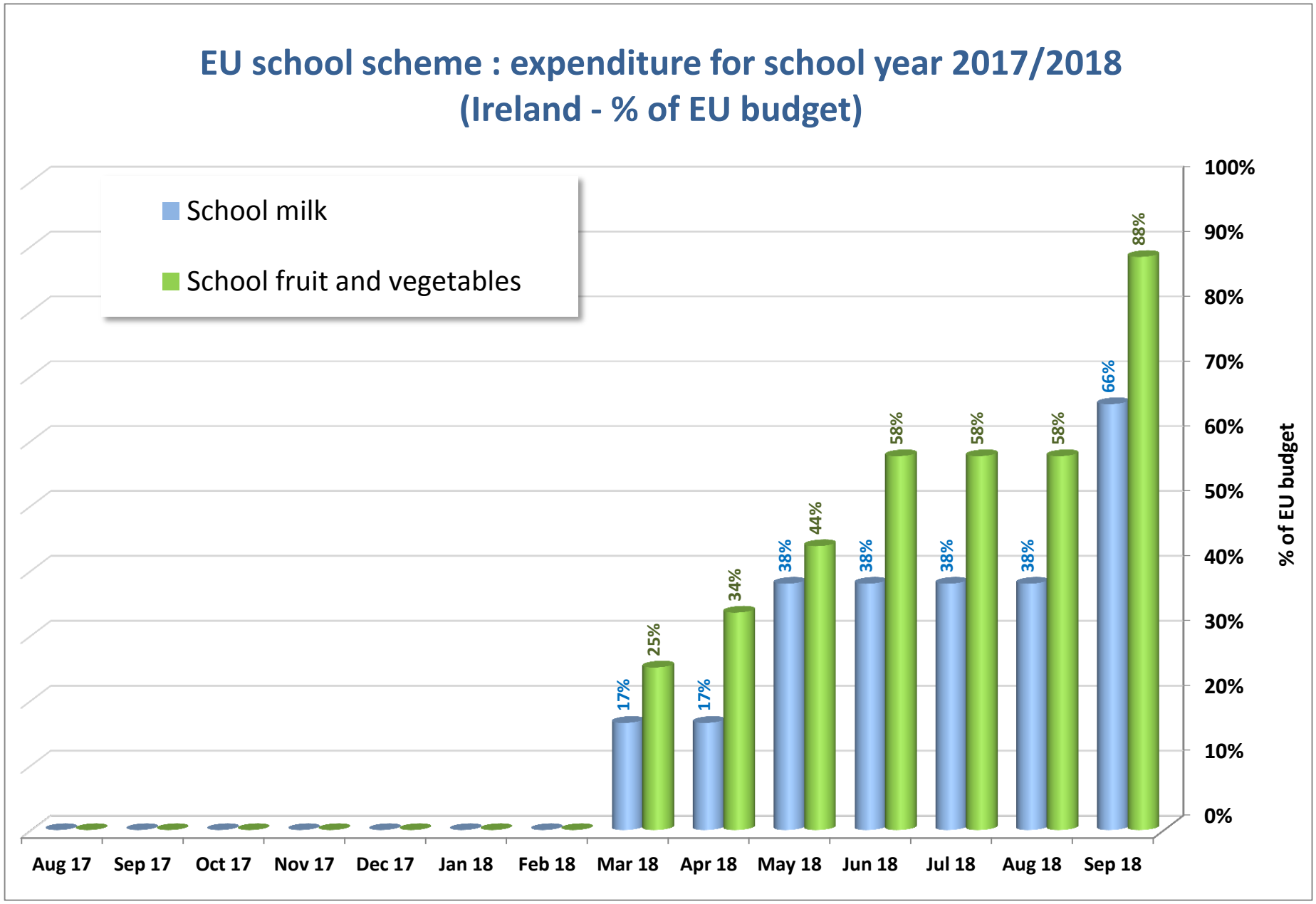
EU school scheme : expenditure for school year 2017/2018
(Ireland - % of EU budget)
School milk
School fruit and vegetables
100%
90%
80%
70%
60%
50%
40%
30%
20%
10%
0%
% of EU budget
17%
25%
17%
34%
38%
44%
38%
58%
38%
58%
38%
58%
66%
88%
Aug 17
Sep 17
Oct 17
Nov 17
Dec 17
Jan 18
Feb 18
Mar 18
Apr 18
May 18
Jun 18
Jul 18
Aug 18
Sep 18

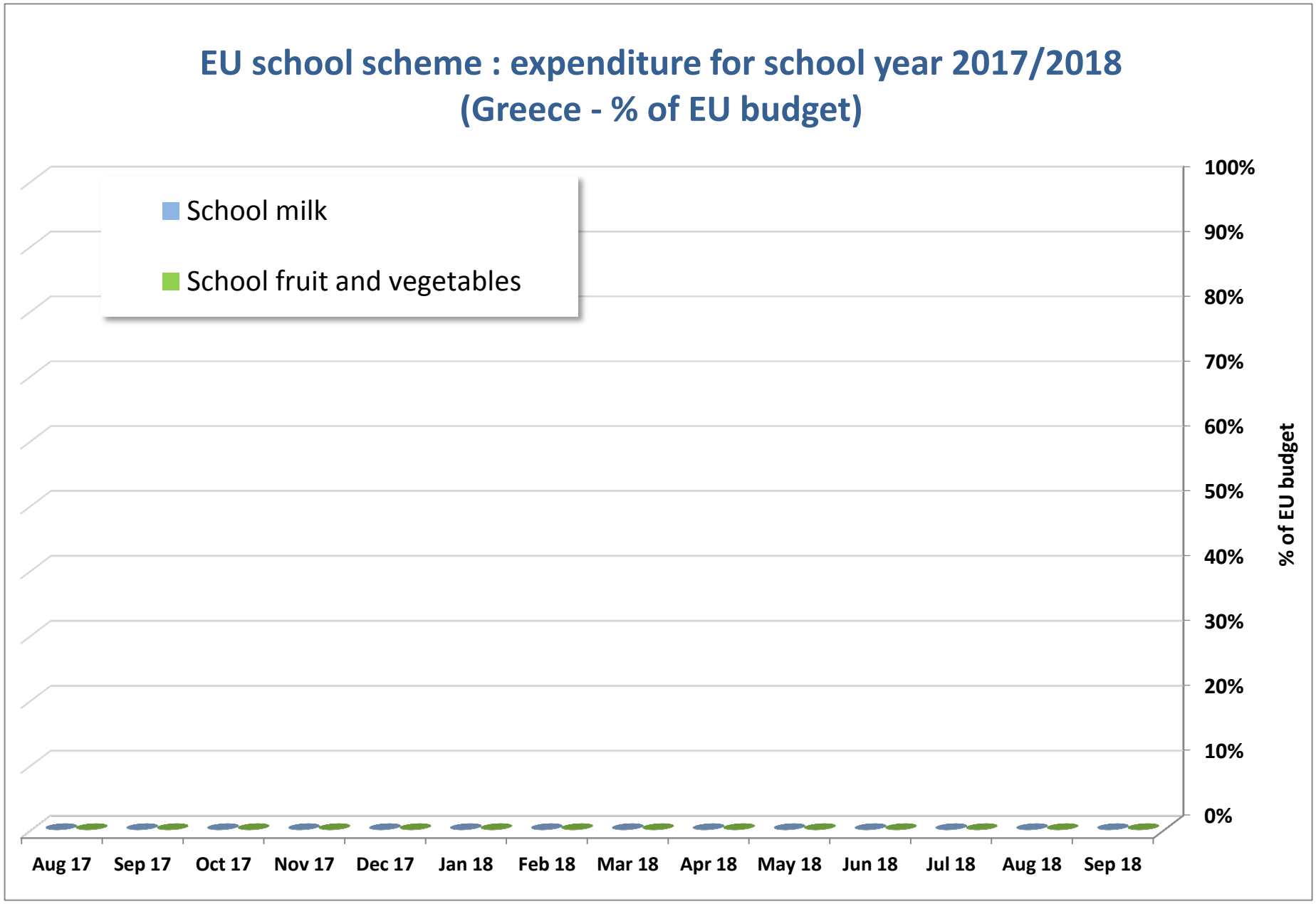
EU school scheme : expenditure for school year 2017/2018
(Greece - % of EU budget)
School milk
School fruit and vegetables
100%
90%
80%
70%
60%
50%
40%
30%
20%
10%
0%
% of EU budget
Aug 17
Sep 17
Oct 17
Nov 17
Dec 17
Jan 18
Feb 18
Mar 18
Apr 18
May 18
Jun 18
Jul 18
Aug 18
Sep 18

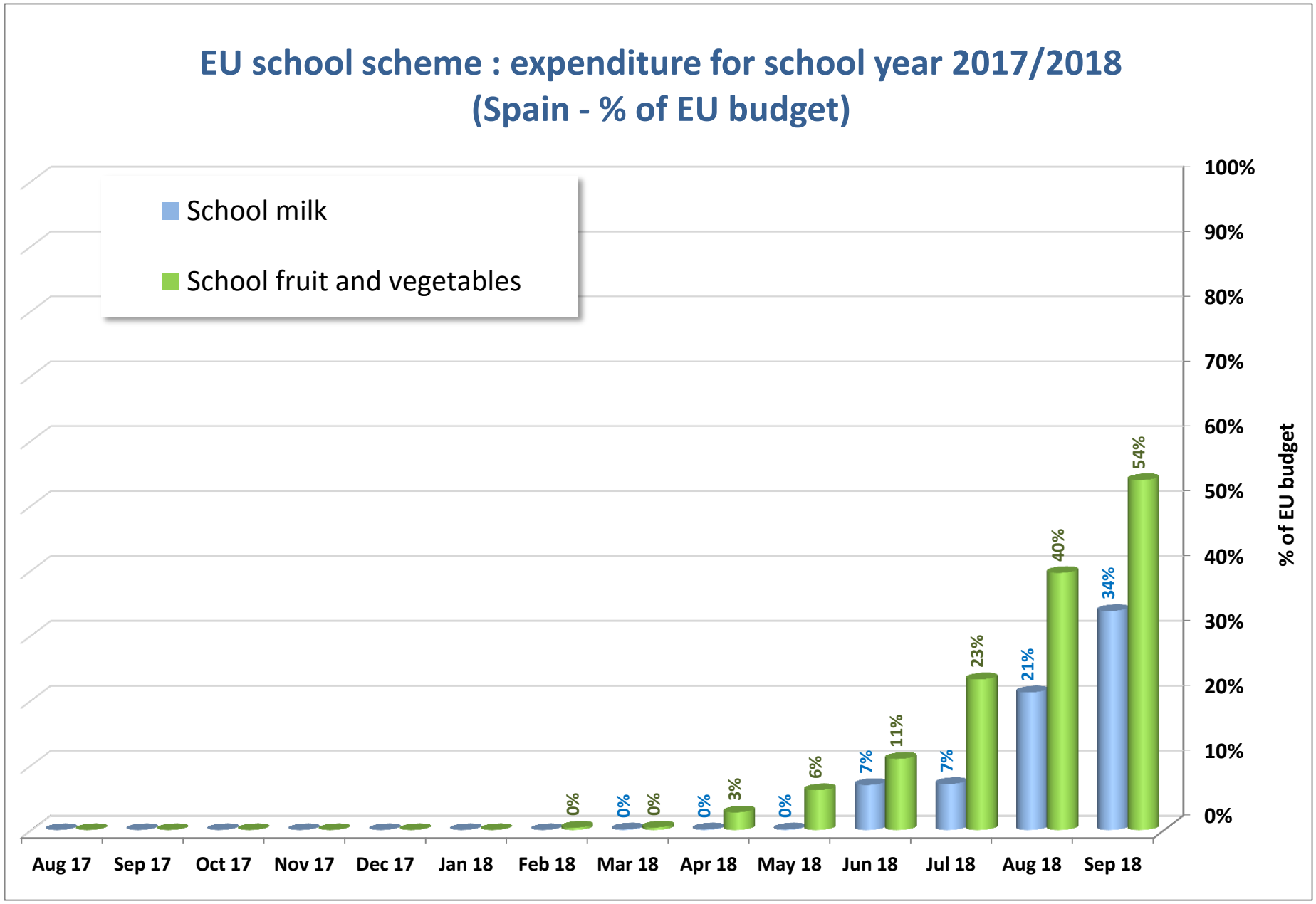
EU school scheme : expenditure for school year 2017/2018
(Spain - % of EU budget)
School milk
School fruit and vegetables
100%
90%
80%
70%
60%
50%
40%
30%
20%
10%
0%
% of EU budget
0%
0%
0%
3%
0%
6%
7%
11%
7%
23%
21%
40%
34%
54%
Aug 17
Sep 17
Oct 17
Nov 17
Dec 17
Jan 18
Feb 18
Mar 18
Apr 18
May 18
Jun 18
Jul 18
Aug 18
Sep 18

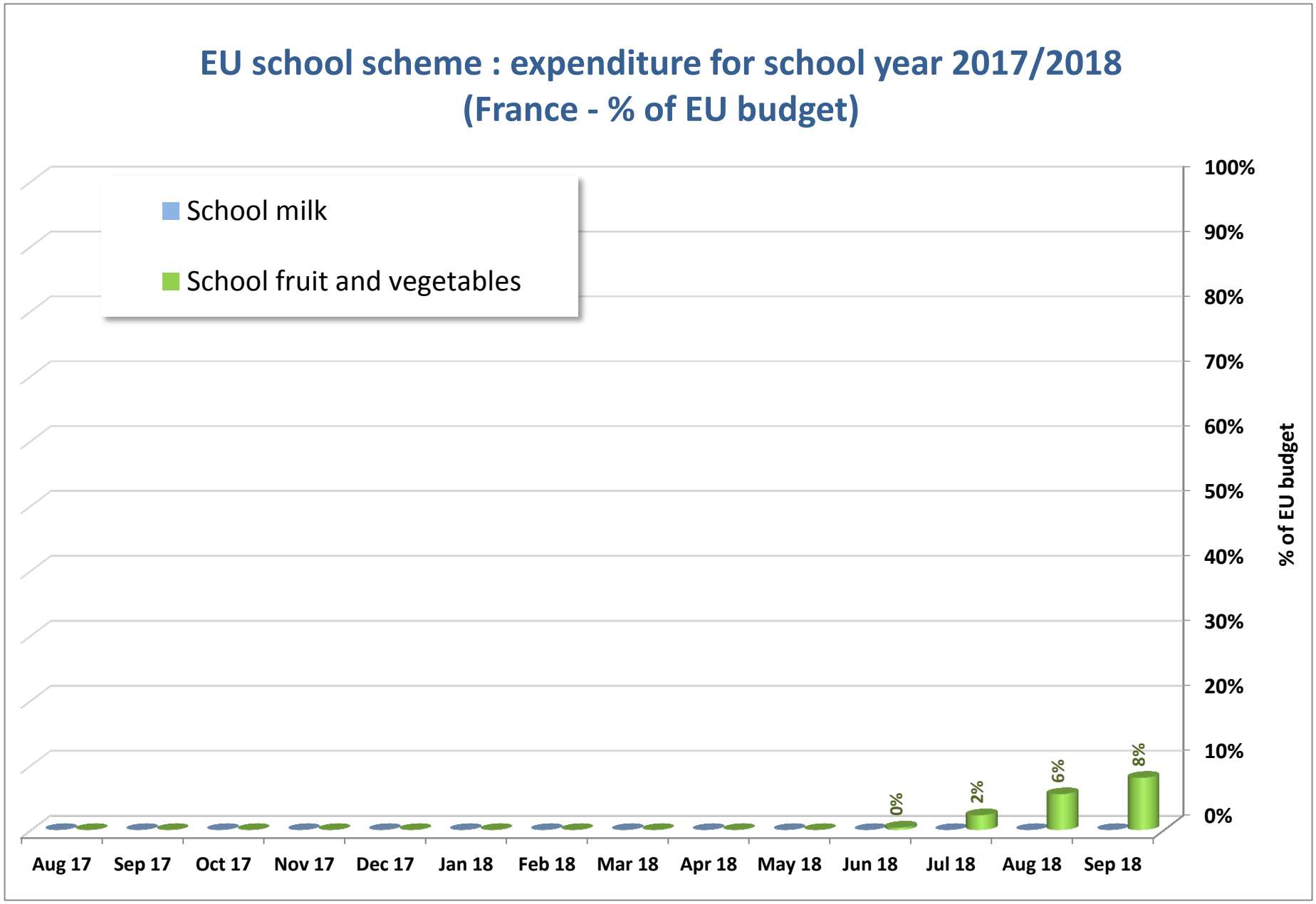
EU school scheme : expenditure for school year 2017/2018
(France - % of EU budget)
School milk
School fruit and vegetables
100%
90%
80%
70%
60%
50%
40%
30%
20%
10%
0%
% of EU budget
0%
2%
6%
8%
Aug 17
Sep 17
Oct 17
Nov 17
Dec 17
Jan 18
Feb 18
Mar 18
Apr 18
May 18
Jun 18
Jul 18
Aug 18
Sep 18

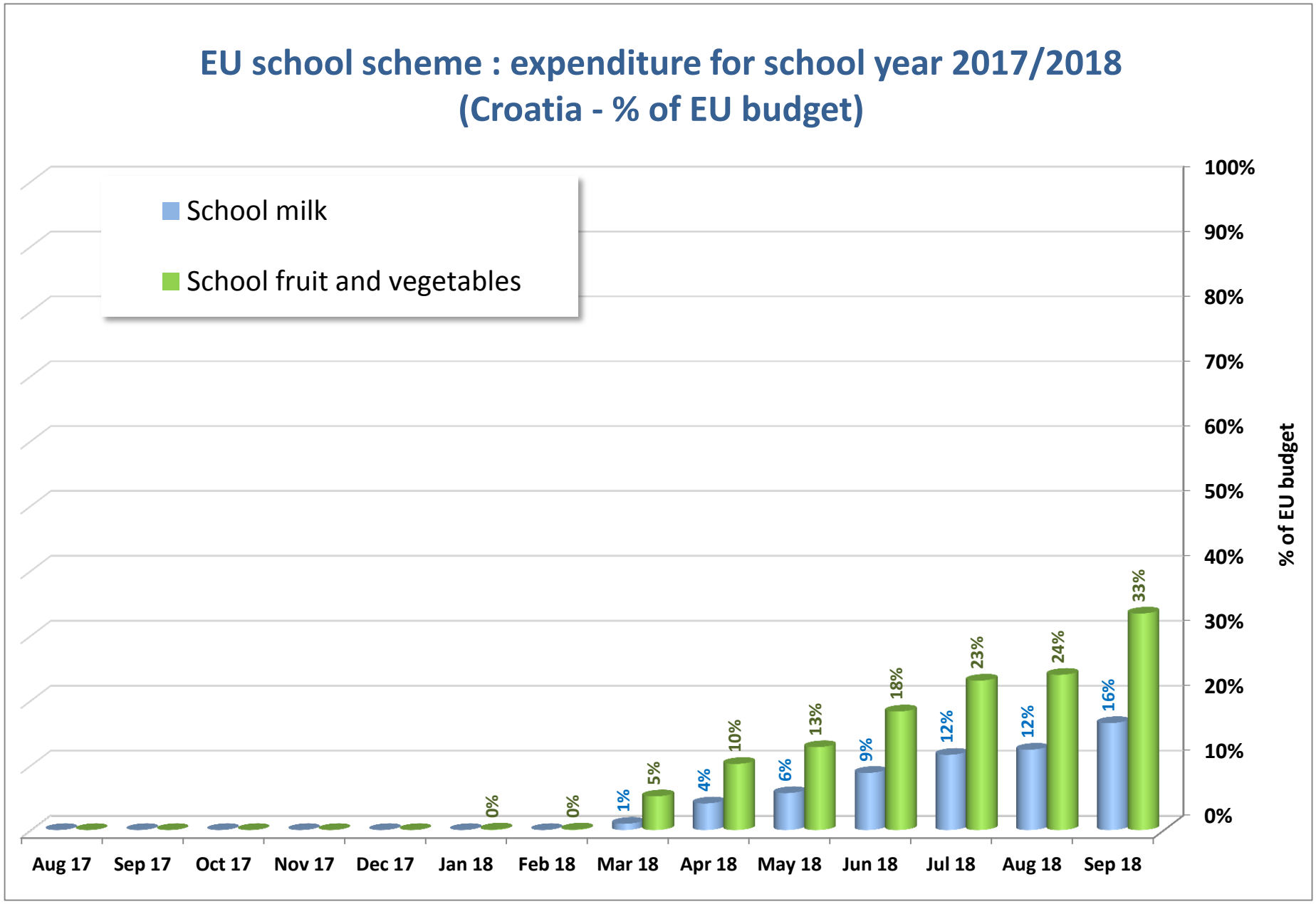
EU school scheme : expenditure for school year 2017/2018
(Croatia - % of EU budget)
School milk
School fruit and vegetables
100%
90%
80%
70%
60%
50%
40%
30%
20%
10%
0%
% of EU budget
0%
0%
1%
5%
4%
10%
6%
13%
9%
18%
12%
23%
12%
24%
16%
33%
Aug 17
Sep 17
Oct 17
Nov 17
Dec 17
Jan 18
Feb 18
Mar 18
Apr 18
May 18
Jun 18
Jul 18
Aug 18
Sep 18

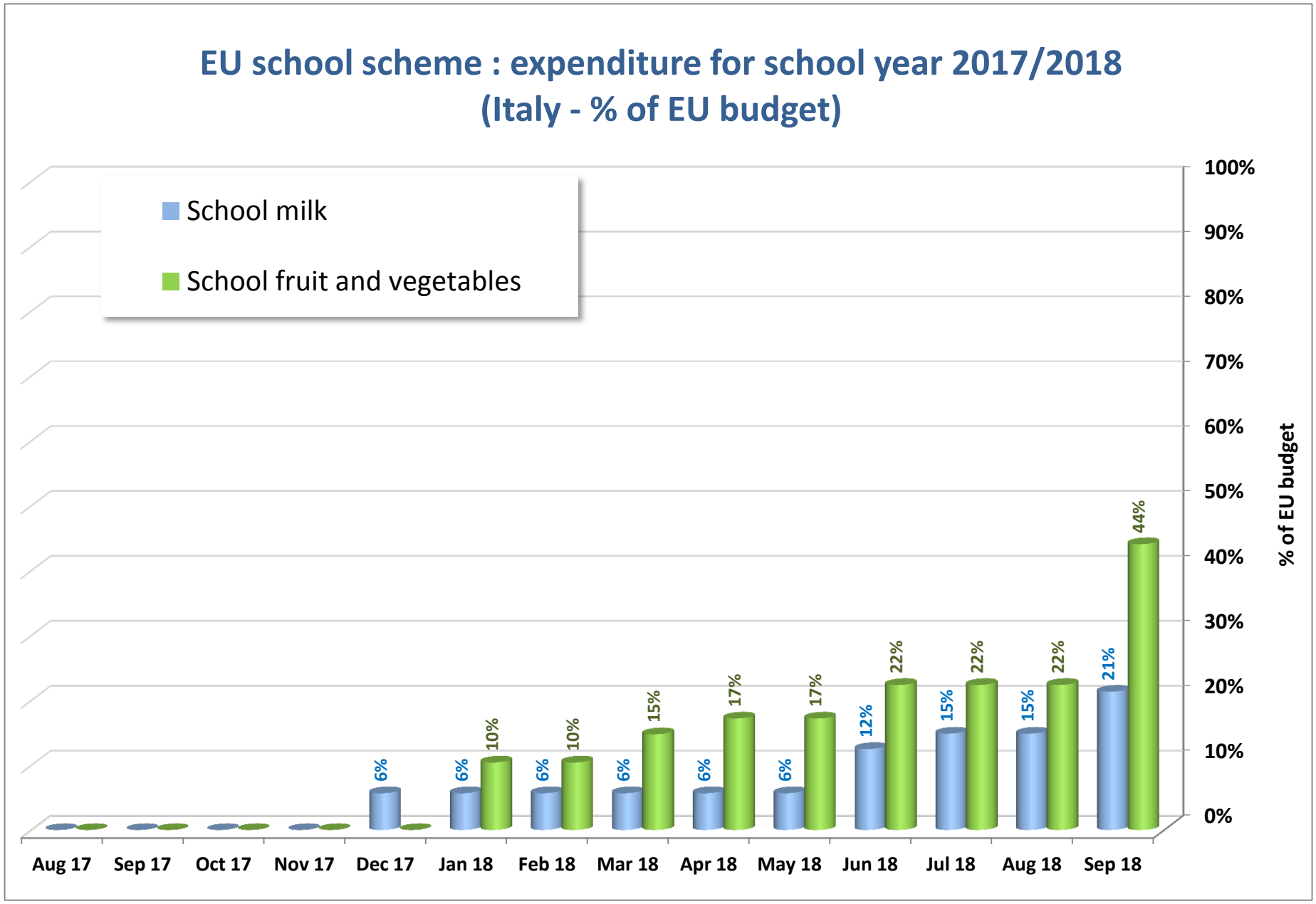
EU school scheme : expenditure for school year 2017/2018
(Italy - % of EU budget)
School milk
School fruit and vegetables
100%
90%
80%
70%
60%
50%
40%
30%
20%
10%
0%
% of EU budget
6%
10%
6%
10%
6%
15%
6%
17%
6%
17%
12%
22%
15%
22%
15%
22%
21%
44%
Aug 17
Sep 17
Oct 17
Nov 17
Dec 17
Jan 18
Feb 18
Mar 18
Apr 18
May 18
Jun 18
Jul 18
Aug 18
Sep 18

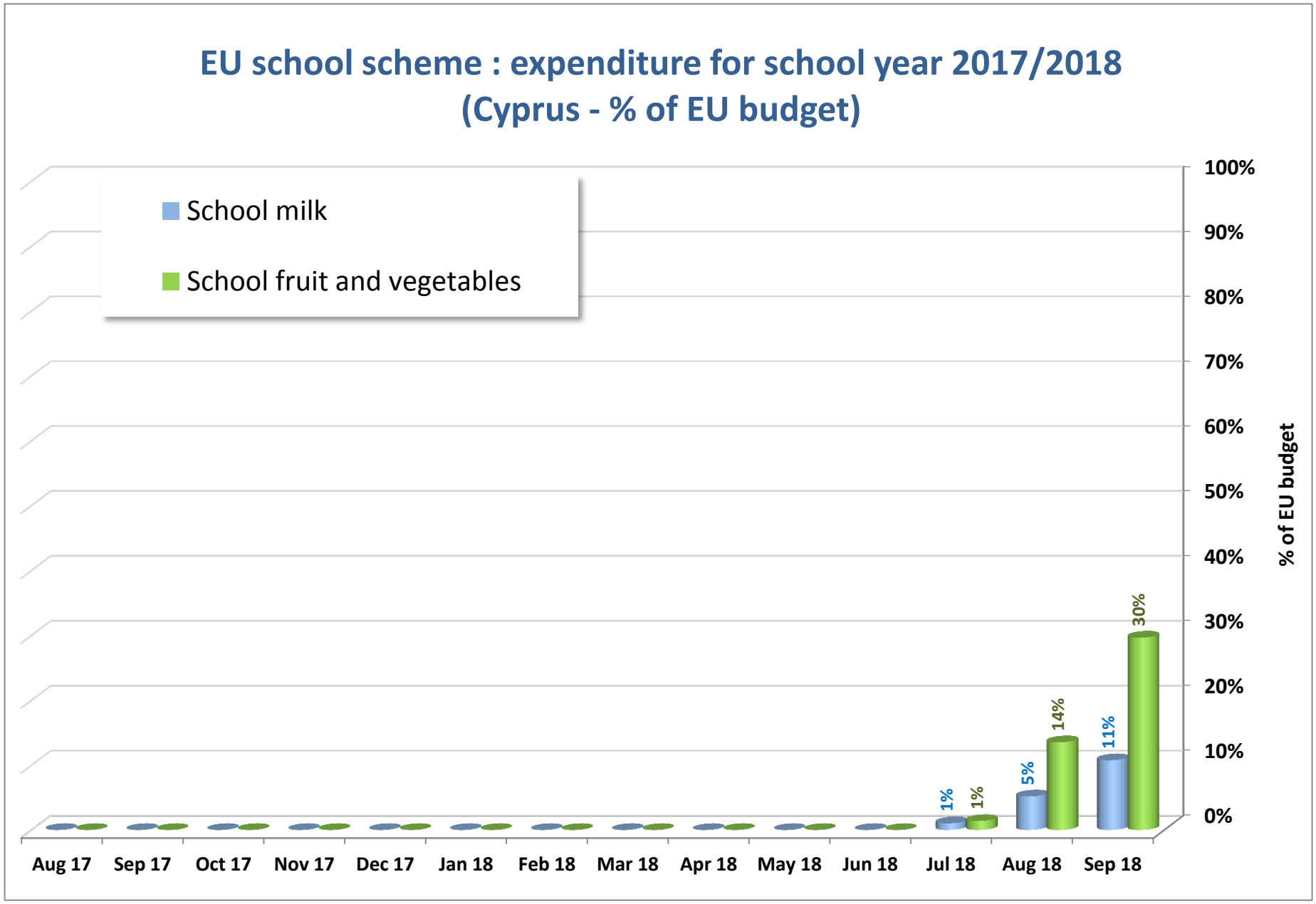
EU school scheme : expenditure for school year 2017/2018
(Cyprus - % of EU budget)
School milk
School fruit and vegetables
100%
90%
80%
70%
60%
50%
40%
30%
20%
10%
0%
% of EU budget
1%
1%
5%
14%
11%
30%
Aug 17
Sep 17
Oct 17
Nov 17
Dec 17
Jan 18
Feb 18
Mar 18
Apr 18
May 18
Jun 18
Jul 18
Aug 18
Sep 18

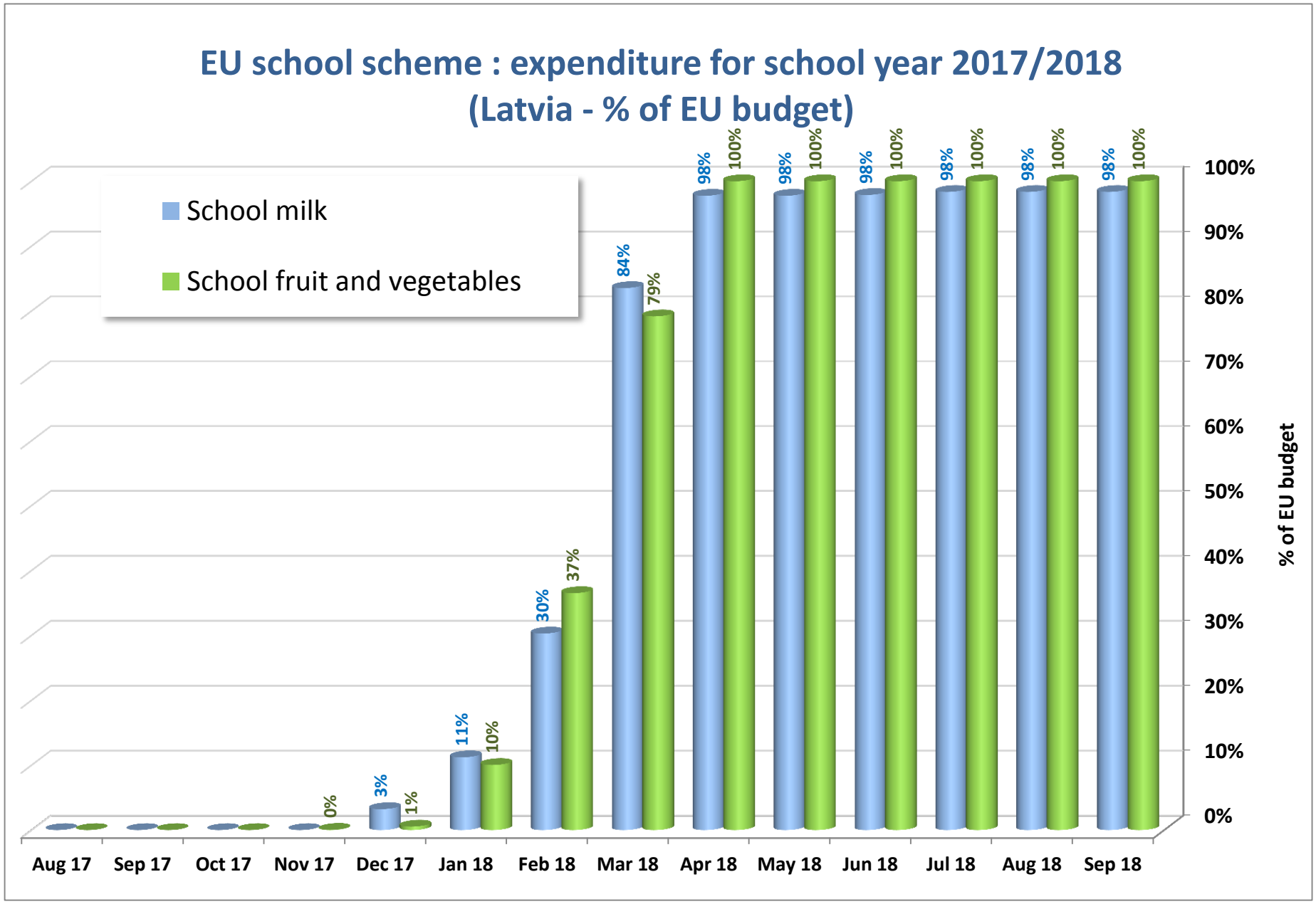
EU school scheme : expenditure for school year 2017/2018
(Latvia - % of EU budget)
School milk
School fruit and vegetables
0%
3%
11%
30%
84%
98%
98%
98%
98%
98%
98%
1%
10%
37%
79%
100%
100%
100%
100%
100%
100%
Aug 17
Sep 17
Oct 17
Nov 17
Dec 17
Jan 18
Feb 18
Mar 18
Apr 18
May 18
Jun 18
Jul 18
Aug 18
Sep 18
100%
90%
80%
70%
60%
50%
40%
30%
20%
10%
0%
% of EU budget

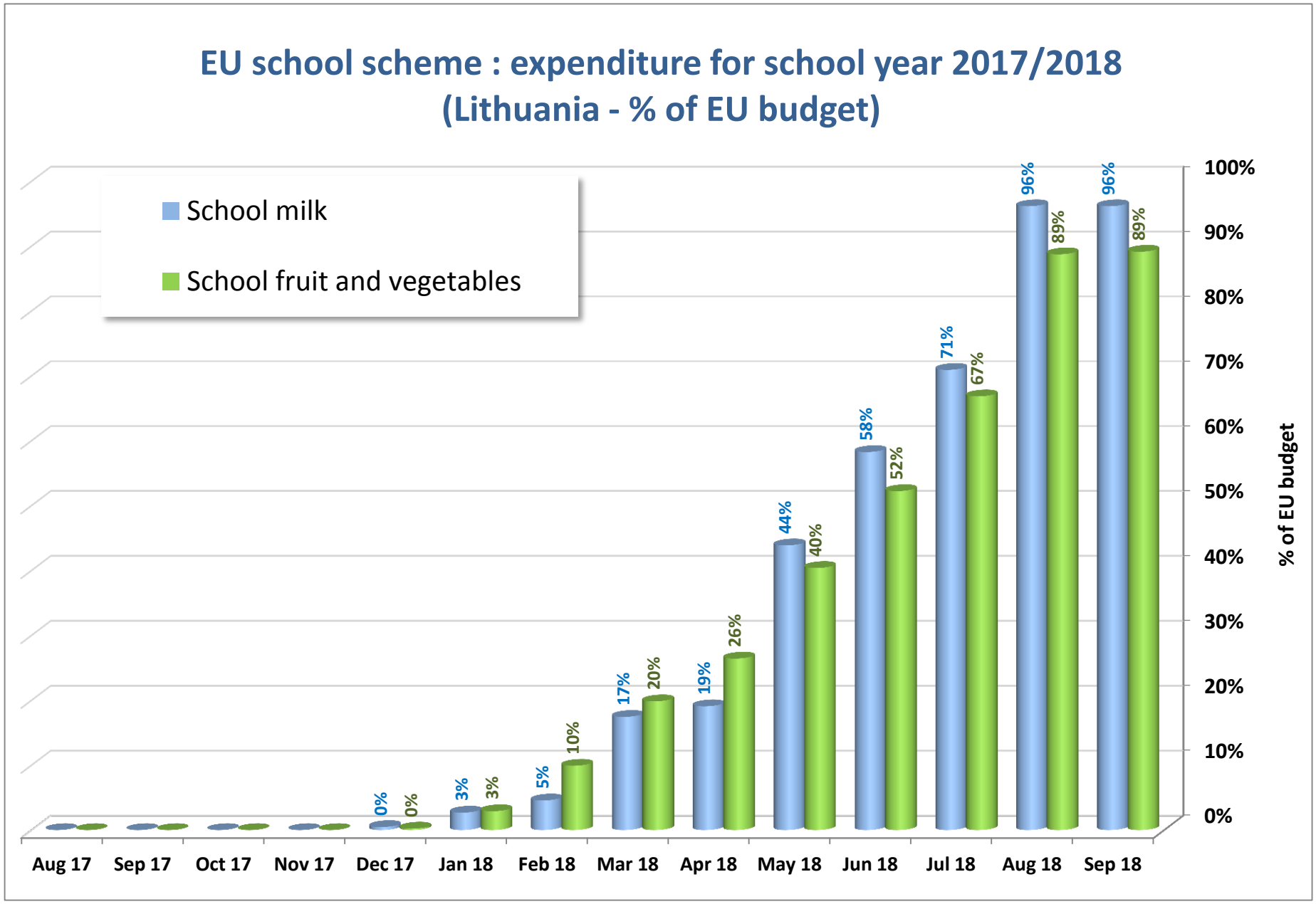
EU school scheme : expenditure for school year 2017/2018
(Lithuania - % of EU budget)
School milk
School fruit and vegetables
% of EU budget
100%
90%
80%
70%
60%
50%
40%
30%
20%
10%
0%
Aug 17
Sep 17
Oct 17
Nov 17
Dec 17
Jan 18
Feb 18
Mar 18
Apr 18
May 18
Jun 18
Jul 18
Aug 18
Sep 18
0%
0%
3%
3%
5%
10%
17%
20%
19%
26%
44%
40%
58%
52%
71%
67%
96%
89%
96%
89%

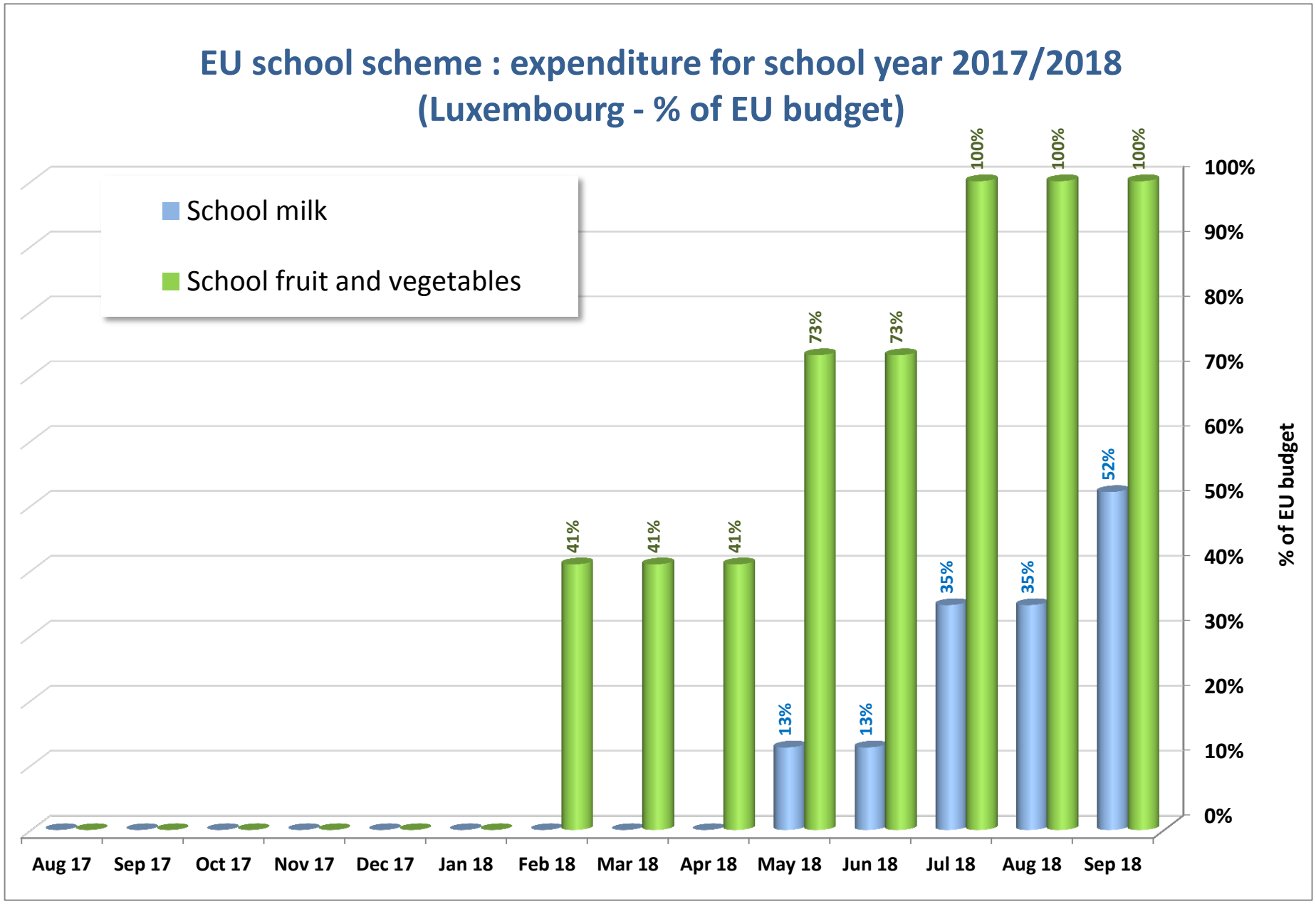
EU school scheme : expenditure for school year 2017/2018
(Luxembourg - % of EU budget)
School milk
School fruit and vegetables
% of EU budget
100%
90%
80%
70%
60%
50%
40%
30%
20%
10%
0%
41%
41%
41%
13%
73%
13%
73%
35%
100%
35%
100%
52%
100%
Aug 17
Sep 17
Oct 17
Nov 17
Dec 17
Jan 18
Feb 18
Mar 18
Apr 18
May 18
Jun 18
Jul 18
Aug 18
Sep 18

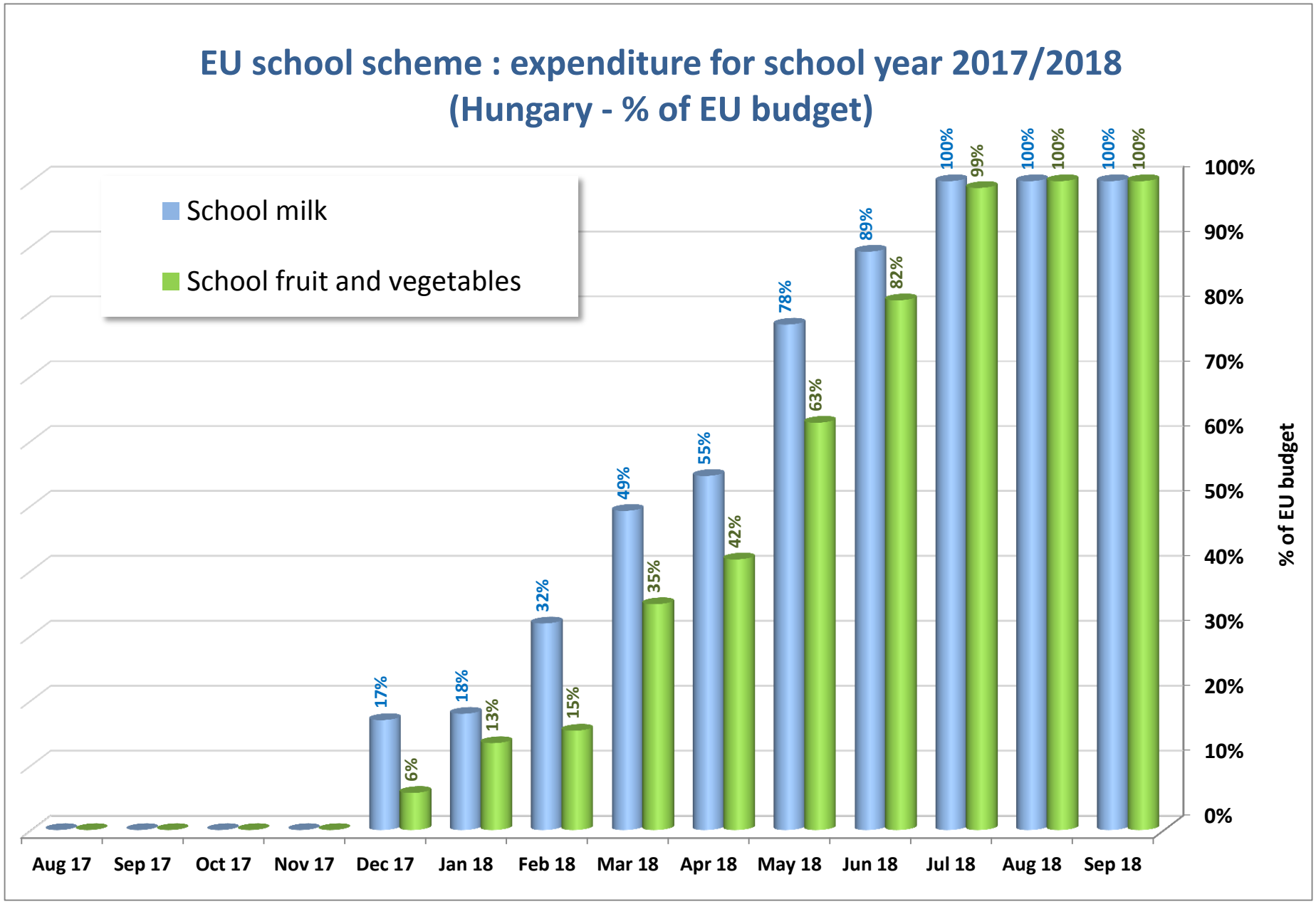
EU school scheme : expenditure for school year 2017/2018
(Hungary - % of EU budget)
School milk
School fruit and vegetables
% of EU budget
0%
10%
20%
30%
40%
50%
60%
70%
80%
90%
100%
Aug 17
Sep 17
Oct 17
Nov 17
Dec 17
Jan 18
Feb 18
Mar 18
Apr 18
May 18
Jun 18
Jul 18
Aug 18
Sep 18
17%
6%
18%
13%
32%
15%
49%
35%
55%
42%
78%
63%
89%
82%
100%
99%
100%
100%
100%
100%

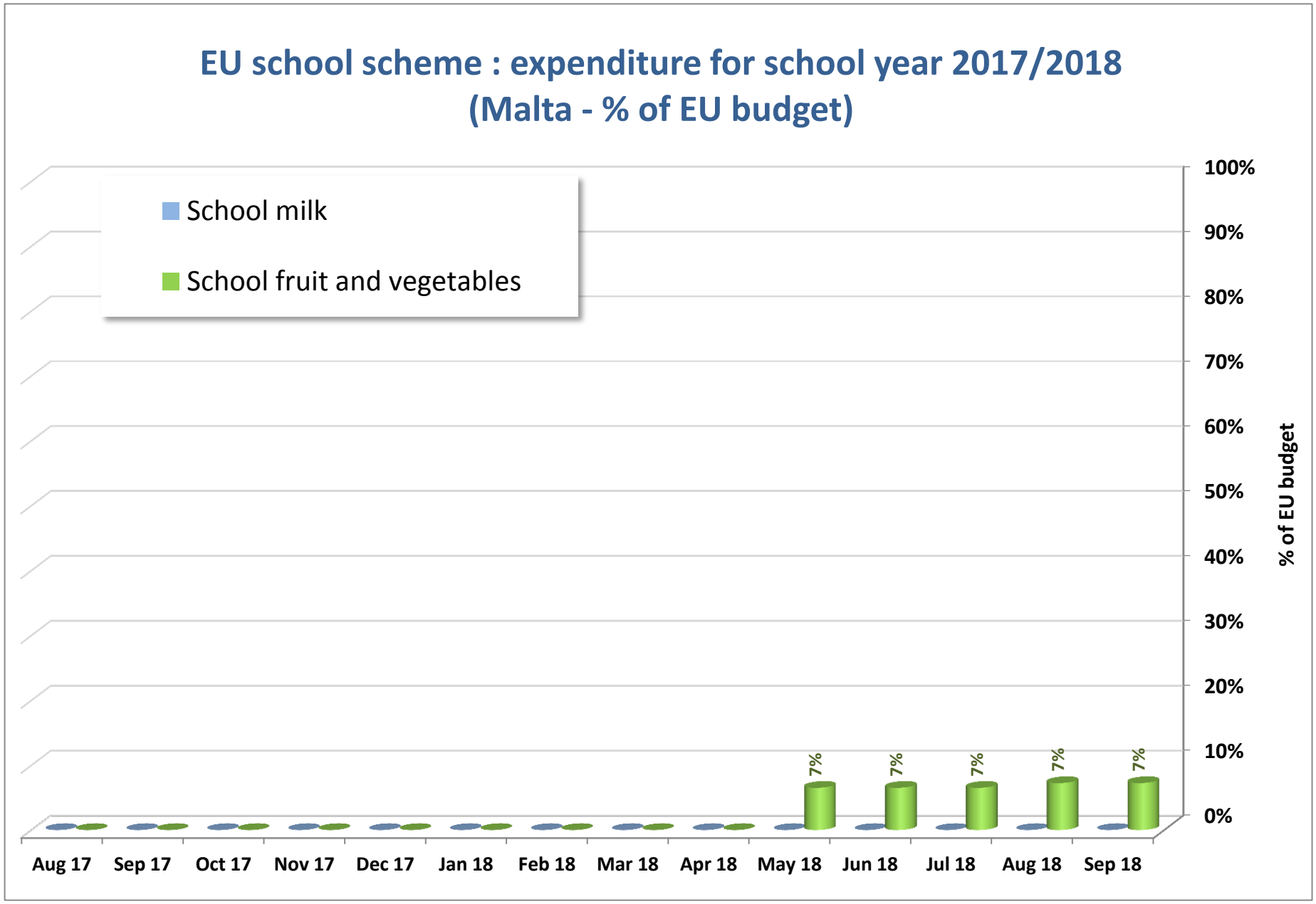
EU school scheme : expenditure for school year 2017/2018
(Malta - % of EU budget)
School milk
School fruit and vegetables
100%
90%
80%
70%
60%
50%
40%
30%
20%
10%
0%
% of EU budget
7%
7%
7%
7%
7%
Aug 17
Sep 17
Oct 17
Nov 17
Dec 17
Jan 18
Feb 18
Mar 18
Apr 18
May 18
Jun 18
Jul 18
Aug 18
Sep 18

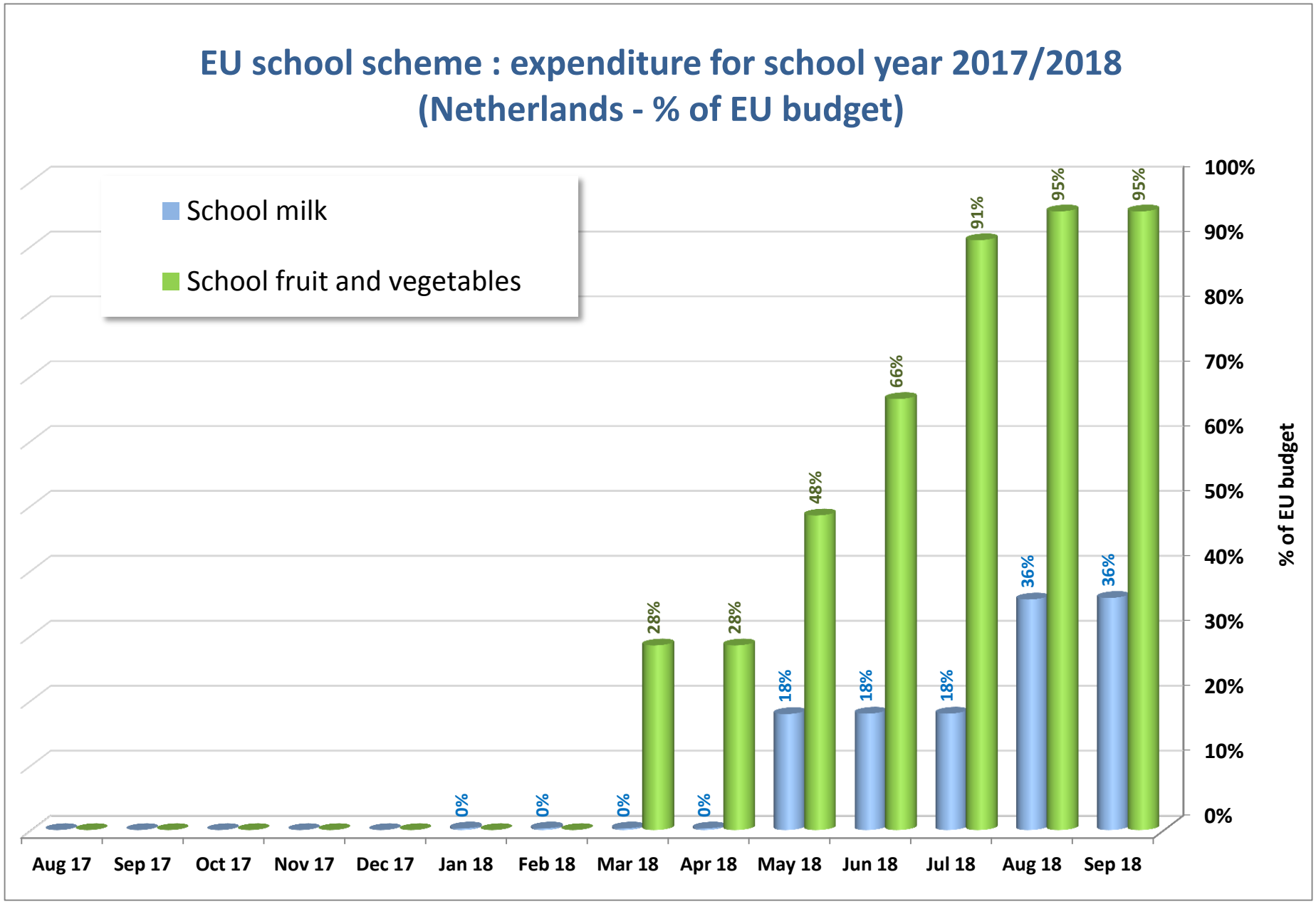
EU school scheme : expenditure for school year 2017/2018
(Netherlands - % of EU budget)
School milk
School fruit and vegetables
% of EU budget
100%
90%
80%
70%
60%
50%
40%
30%
20%
10%
0%
Aug 17
Sep 17
Oct 17
Nov 17
Dec 17
Jan 18
Feb 18
Mar 18
Apr 18
May 18
Jun 18
Jul 18
Aug 18
Sep 18
0%
0%
0%
28%
0%
28%
18%
48%
18%
66%
18%
91%
36%
95%
36%
95%

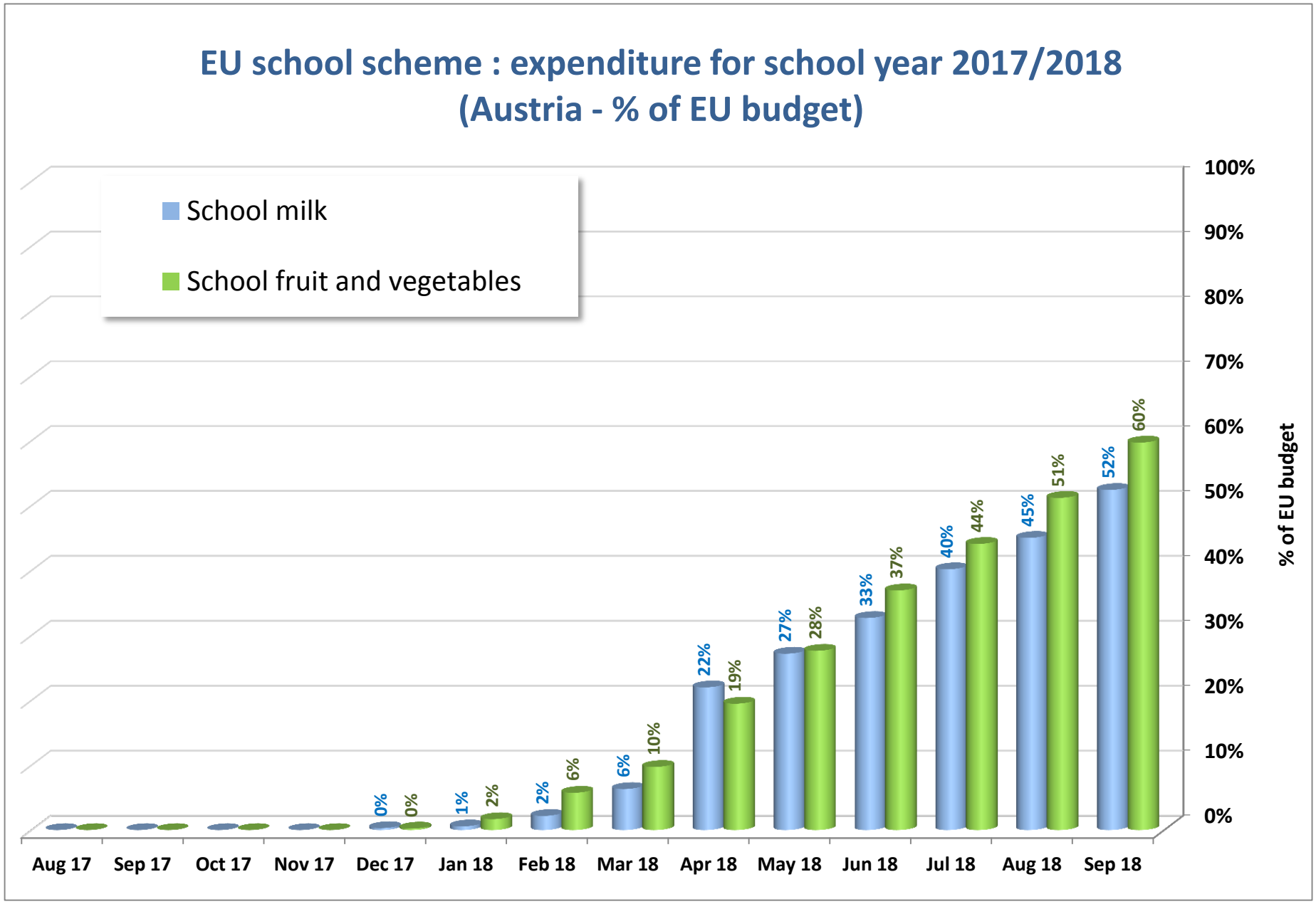
EU school scheme : expenditure for school year 2017/2018
(Austria - % of EU budget)
School milk
School fruit and vegetables
100%
90%
80%
70%
60%
50%
40%
30%
20%
10%
0%
% of EU budget
0%
0%
1%
2%
2%
6%
6%
10%
22%
19%
27%
28%
33%
37%
40%
44%
45%
51%
52%
60%
Aug 17
Sep 17
Oct 17
Nov 17
Dec 17
Jan 18
Feb 18
Mar 18
Apr 18
May 18
Jun 18
Jul 18
Aug 18
Sep 18

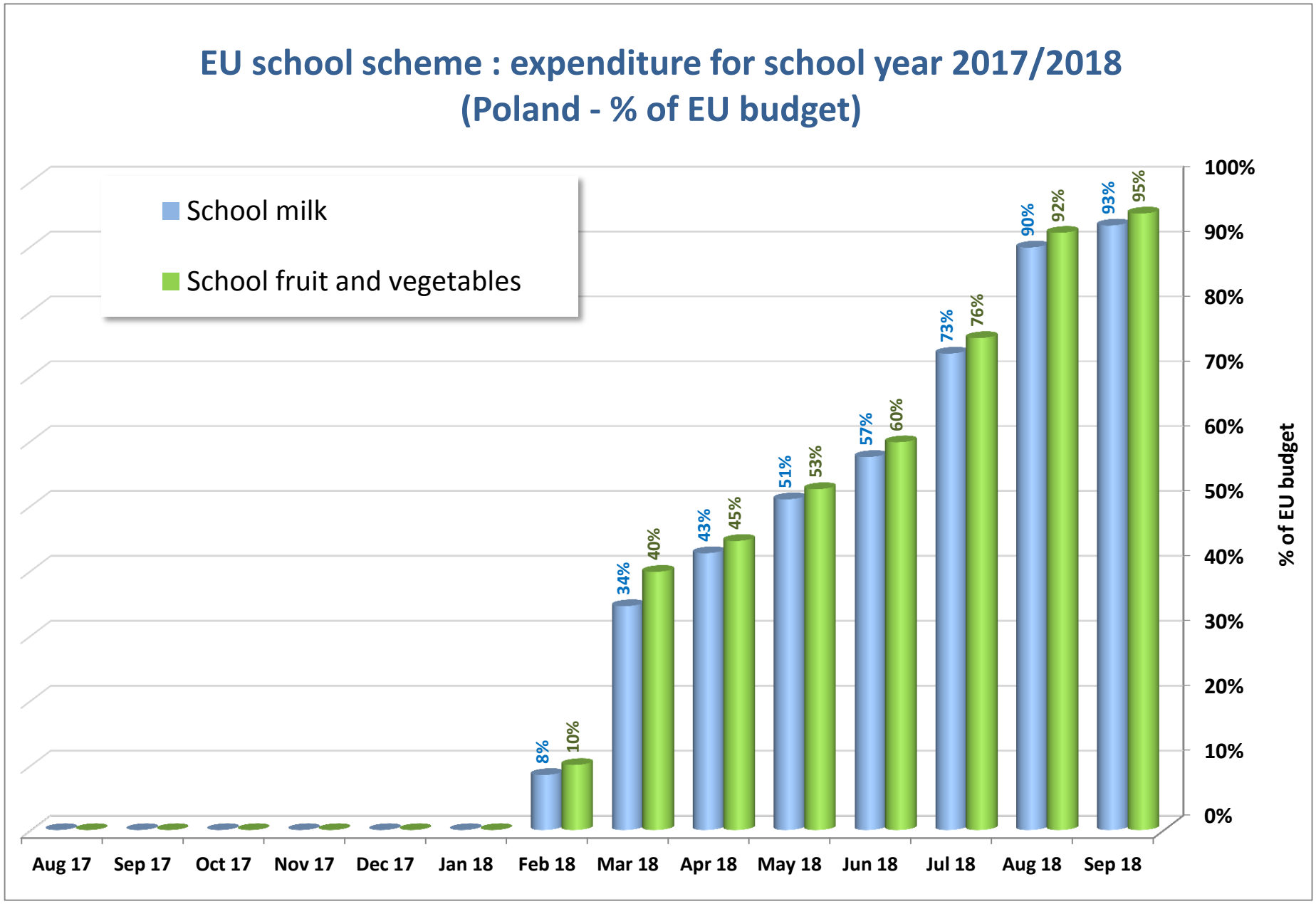
EU school scheme : expenditure for school year 2017/2018
(Poland - % of EU budget)
School milk
School fruit and vegetables
8%
10%
34%
40%
43%
45%
51%
53%
57%
60%
73%
76%
90%
92%
93%
95%
100%
90%
80%
70%
60%
50%
40%
30%
20%
10%
0%
% of EU budget
Aug 17
Sep 17
Oct 17
Nov 17
Dec 17
Jan 18
Feb 18
Mar 18
Apr 18
May 18
Jun 18
Jul 18
Aug 18
Sep 18

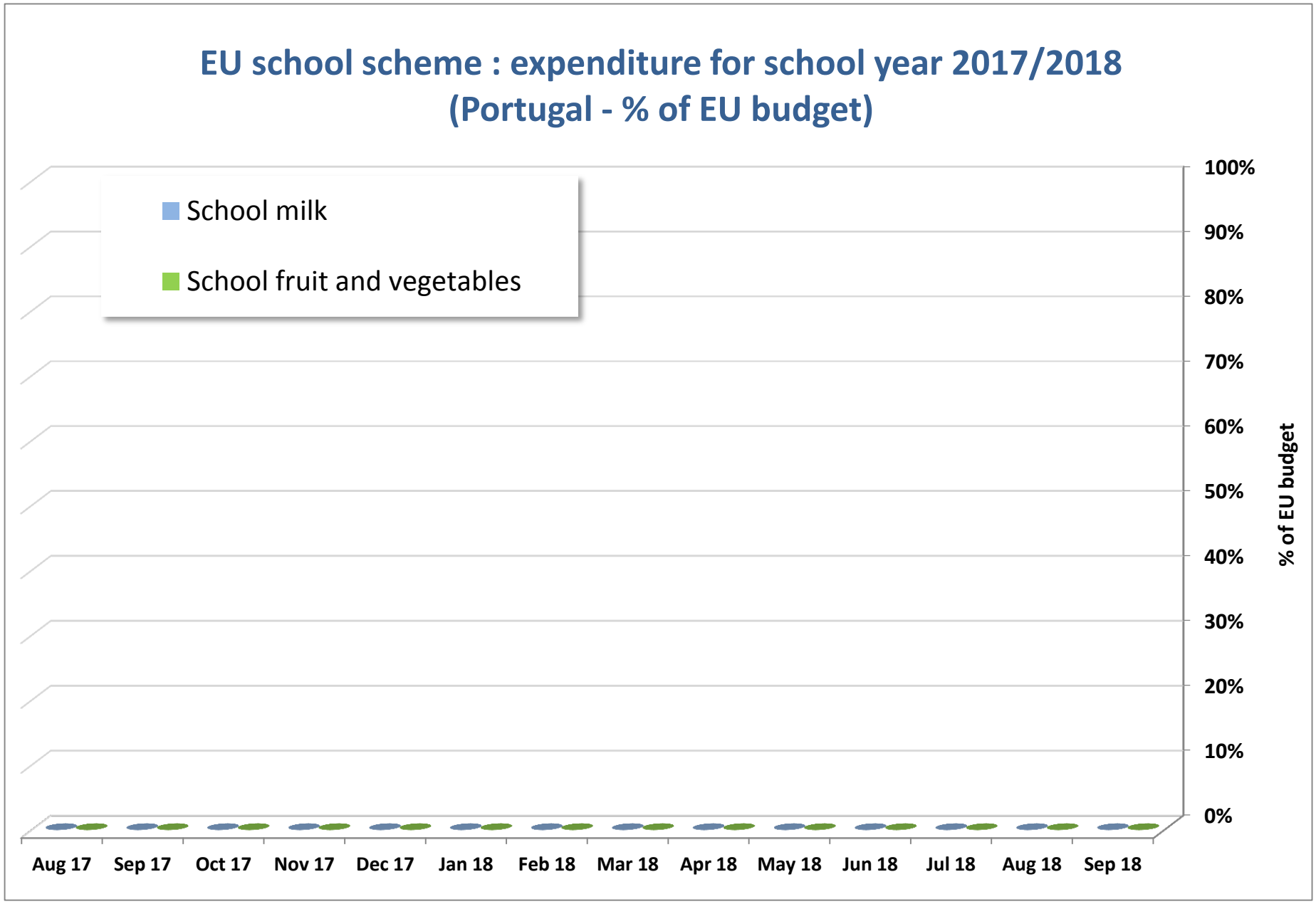
EU school scheme : expenditure for school year 2017/2018
(Portugal - % of EU budget)
School milk
School fruit and vegetables
100%
90%
80%
70%
60%
50%
40%
30%
20%
10%
0%
% of EU budget
Aug 17
Sep 17
Oct 17
Nov 17
Dec 17
Jan 18
Feb 18
Mar 18
Apr 18
May 18
Jun 18
Jul 18
Aug 18
Sep 18

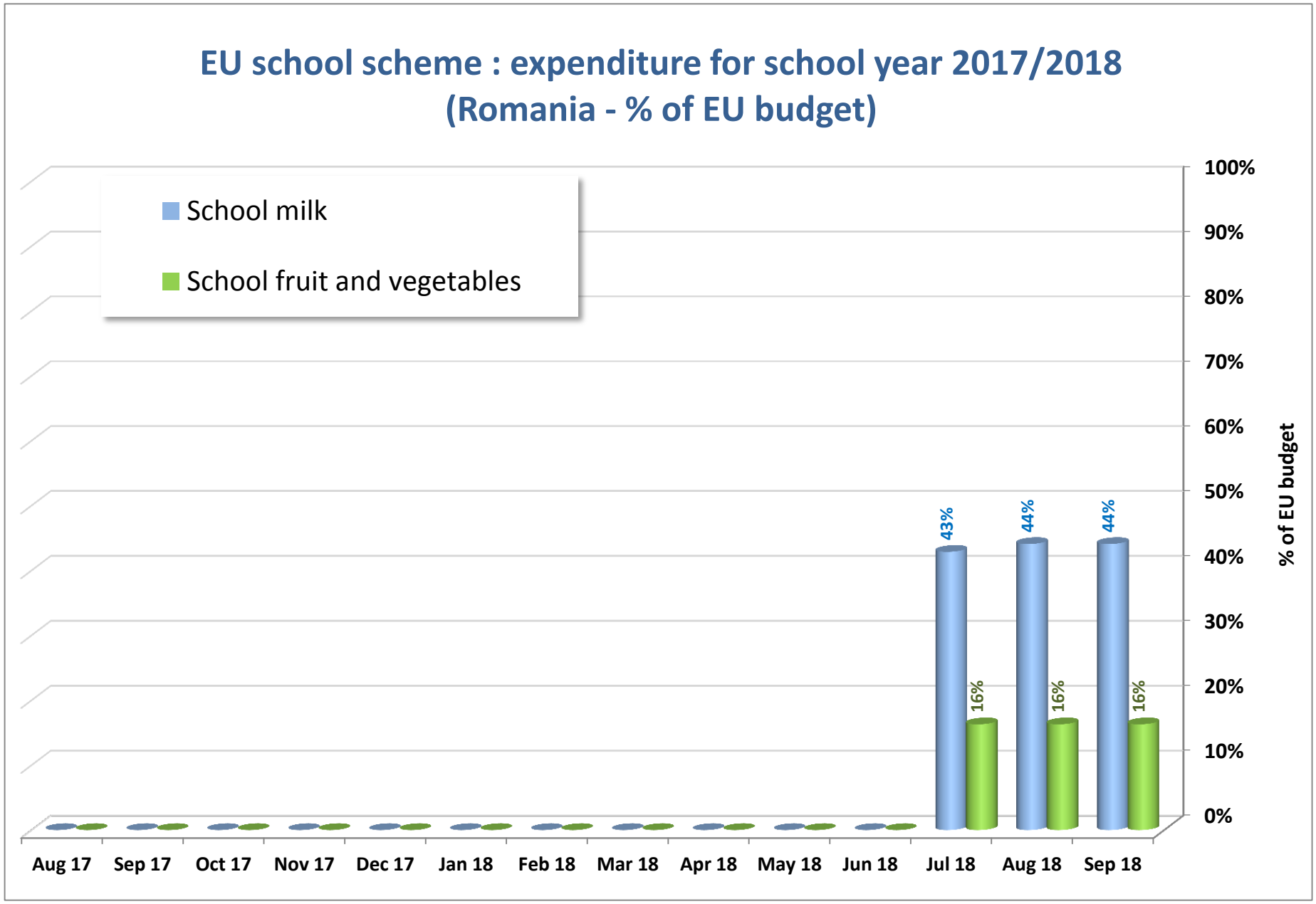
EU school scheme : expenditure for school year 2017/2018
(Romania - % of EU budget)
School milk
School fruit and vegetables
100%
90%
80%
70%
60%
50%
40%
30%
20%
10%
0%
% of EU budget
43%
44%
44%
16%
16%
16%
Aug 17
Sep 17
Oct 17
Nov 17
Dec 17
Jan 18
Feb 18
Mar 18
Apr 18
May 18
Jun 18
Jul 18
Aug 18
Sep 18

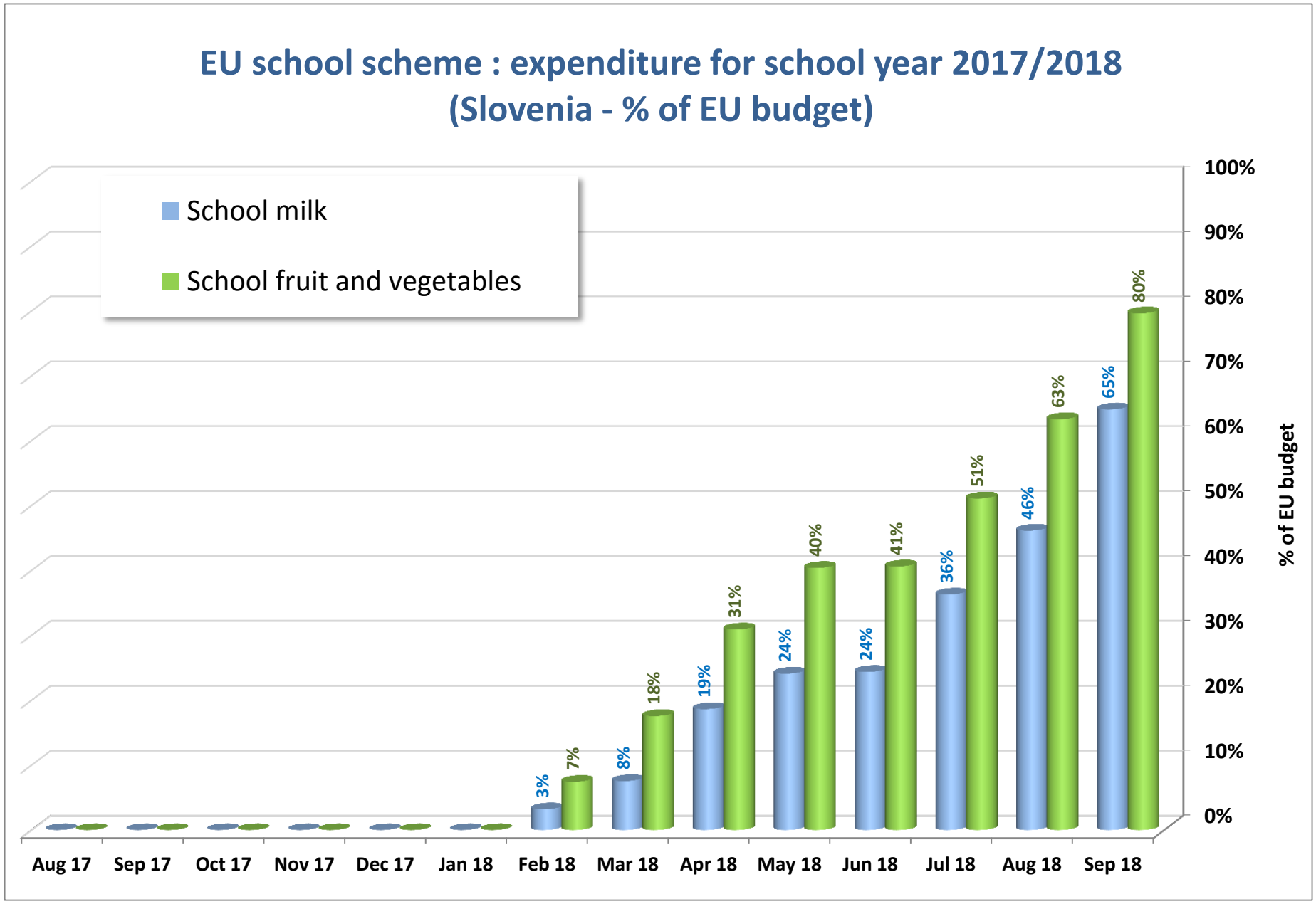
EU school scheme : expenditure for school year 2017/2018
(Slovenia - % of EU budget)
School milk
School fruit and vegetables
100%
90%
80%
70%
60%
50%
40%
30%
20%
10%
0%
% of EU budget
3%
7%
8%
18%
19%
31%
24%
40%
24%
41%
36%
51%
46%
63%
65%
80%
Aug 17
Sep 17
Oct 17
Nov 17
Dec 17
Jan 18
Feb 18
Mar 18
Apr 18
May 18
Jun 18
Jul 18
Aug 18
Sep 18

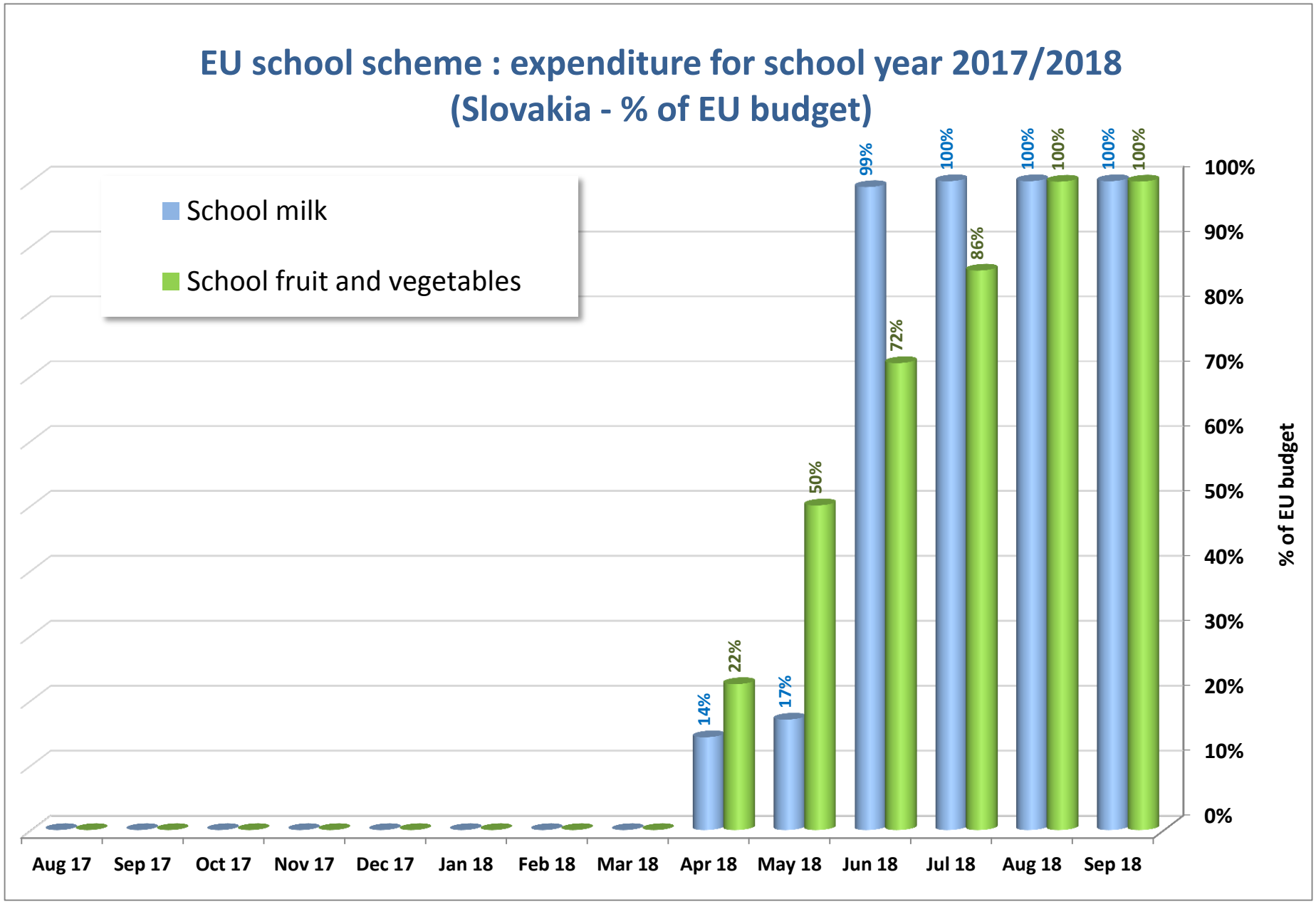
EU school scheme : expenditure for school year 2017/2018
(Slovakia - % of EU budget)
School milk
School fruit and vegetables
14%
22%
17%
50%
99%
72%
100%
86%
100%
100%
100%
100%
Aug 17
Sep 17
Oct 17
Nov 17
Dec 17
Jan 18
Feb 18
Mar 18
Apr 18
May 18
Jun 18
Jul 18
Aug 18
Sep 18
100%
90%
80%
70%
60%
50%
40%
30%
20%
10%
0%
% of EU budget

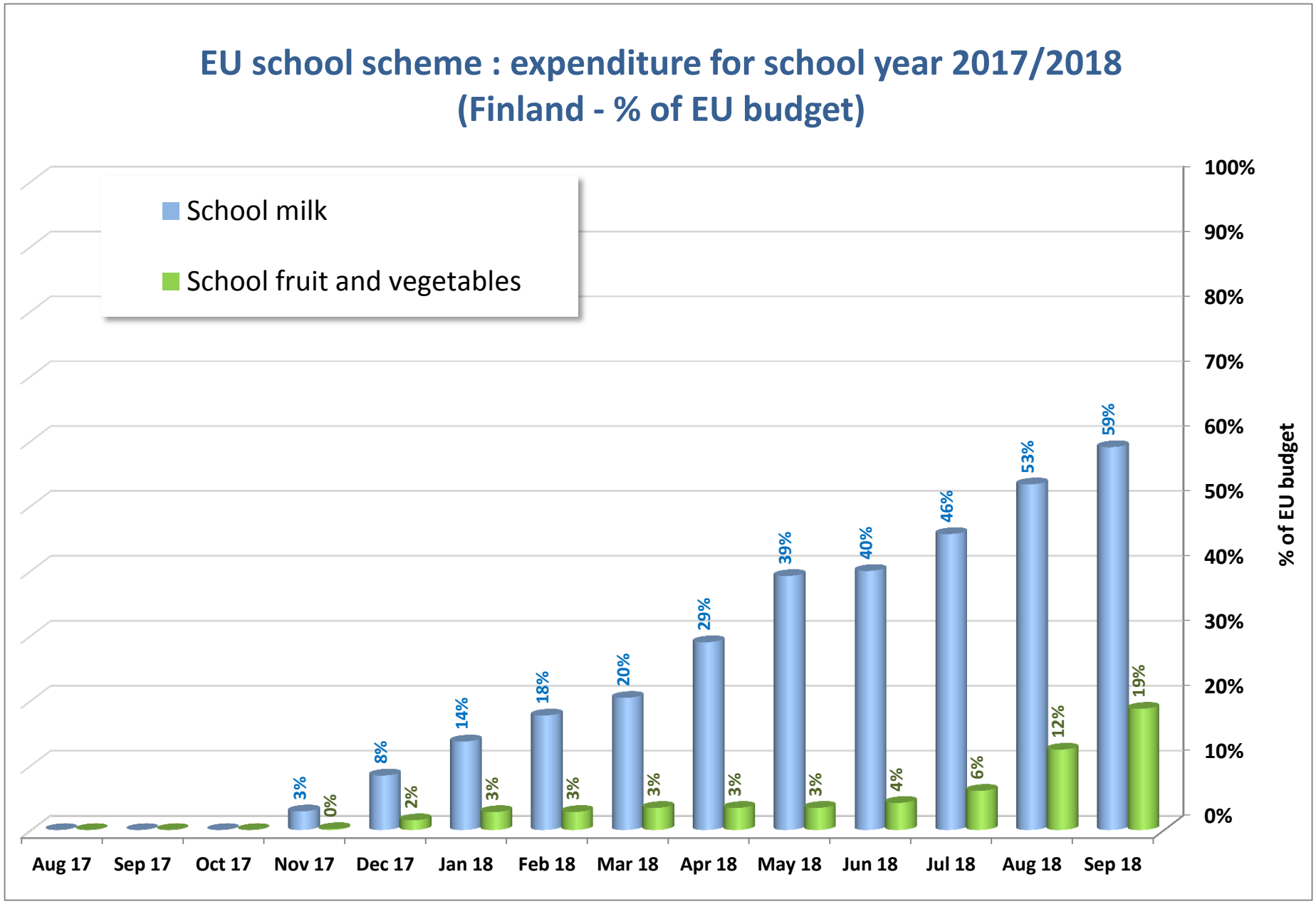
EU school scheme : expenditure for school year 2017/2018
(Finland - % of EU budget)
School milk
School fruit and vegetables
100%
90%
80%
70%
60%
50%
40%
30%
20%
10%
0%
% of EU budget
3%
0%
8%
2%
14%
3%
18%
3%
20%
3%
29%
3%
39%
3%
40%
4%
46%
6%
53%
12%
59%
19%
Aug 17
Sep 17
Oct 17
Nov 17
Dec 17
Jan 18
Feb 18
Mar 18
Apr 18
May 18
Jun 18
Jul 18
Aug 18
Sep 18

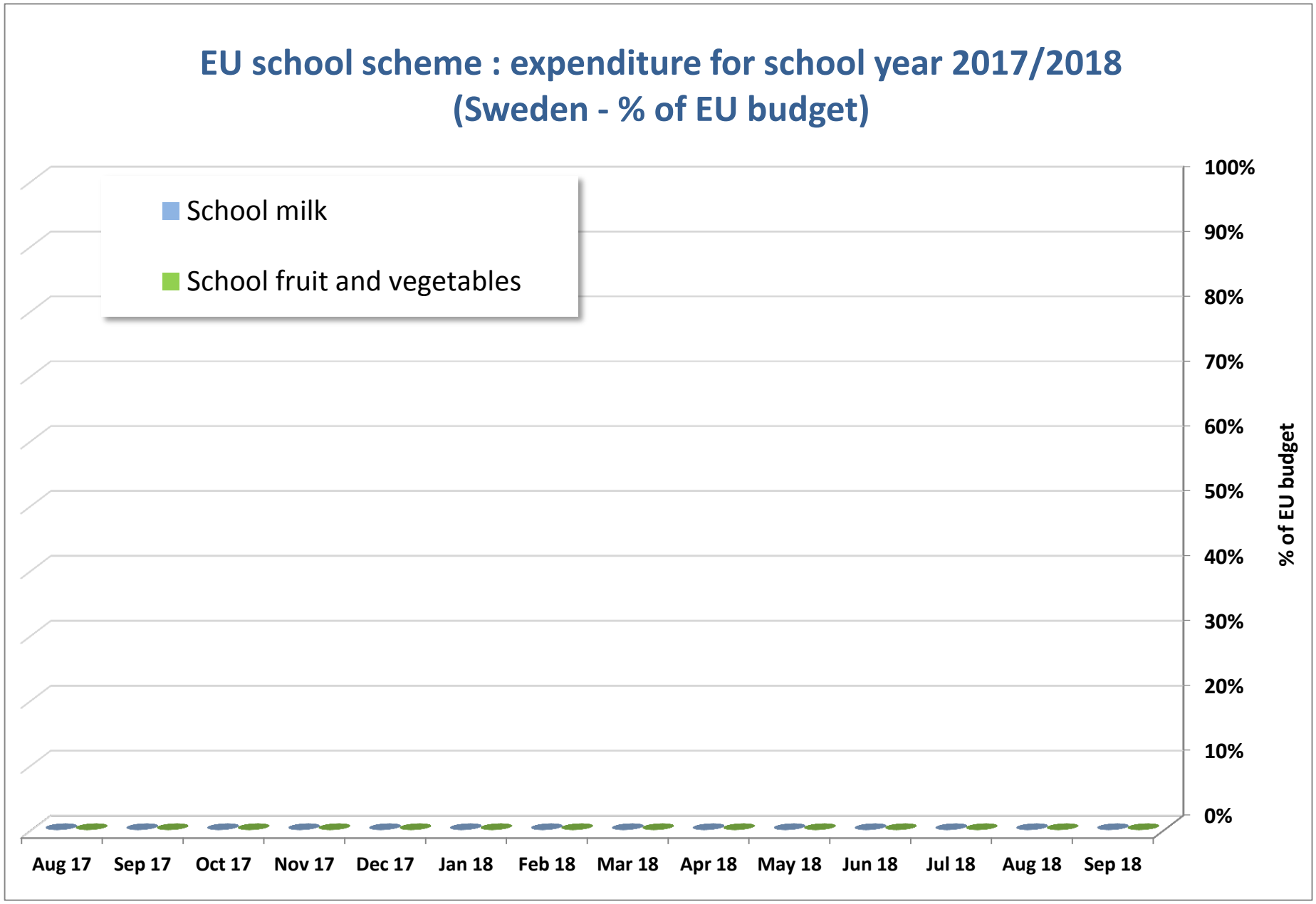
EU school scheme : expenditure for school year 2017/2018
(Sweden - % of EU budget)
School milk
School fruit and vegetables
100%
90%
80%
70%
60%
50%
40%
30%
20%
10%
0%
% of EU budget
Aug 17
Sep 17
Oct 17
Nov 17
Dec 17
Jan 18
Feb 18
Mar 18
Apr 18
May 18
Jun 18
Jul 18
Aug 18
Sep 18

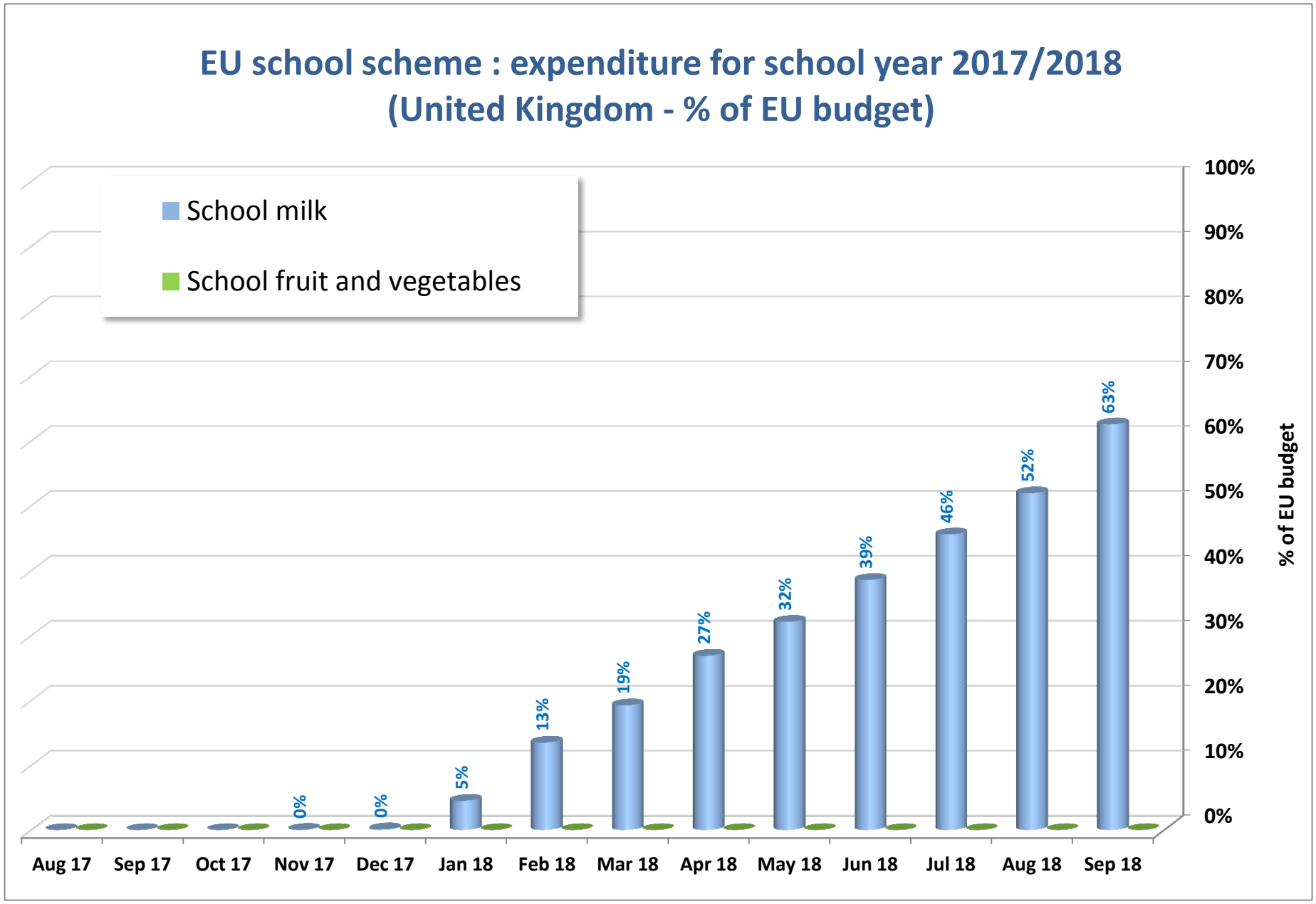
EU school scheme : expenditure for school year 2017/2018
(United Kingdom - % of EU budget)
School milk
School fruit and vegetables
100%
90%
80%
70%
60%
50%
40%
30%
20%
10%
0%
% of EU budget
0%
0%
5%
13%
19%
27%
32%
39%
46%
52%
63%
Aug 17
Sep 17
Oct 17
Nov 17
Dec 17
Jan 18
Feb 18
Mar 18
Apr 18
May 18
Jun 18
Jul 18
Aug 18
Sep 18