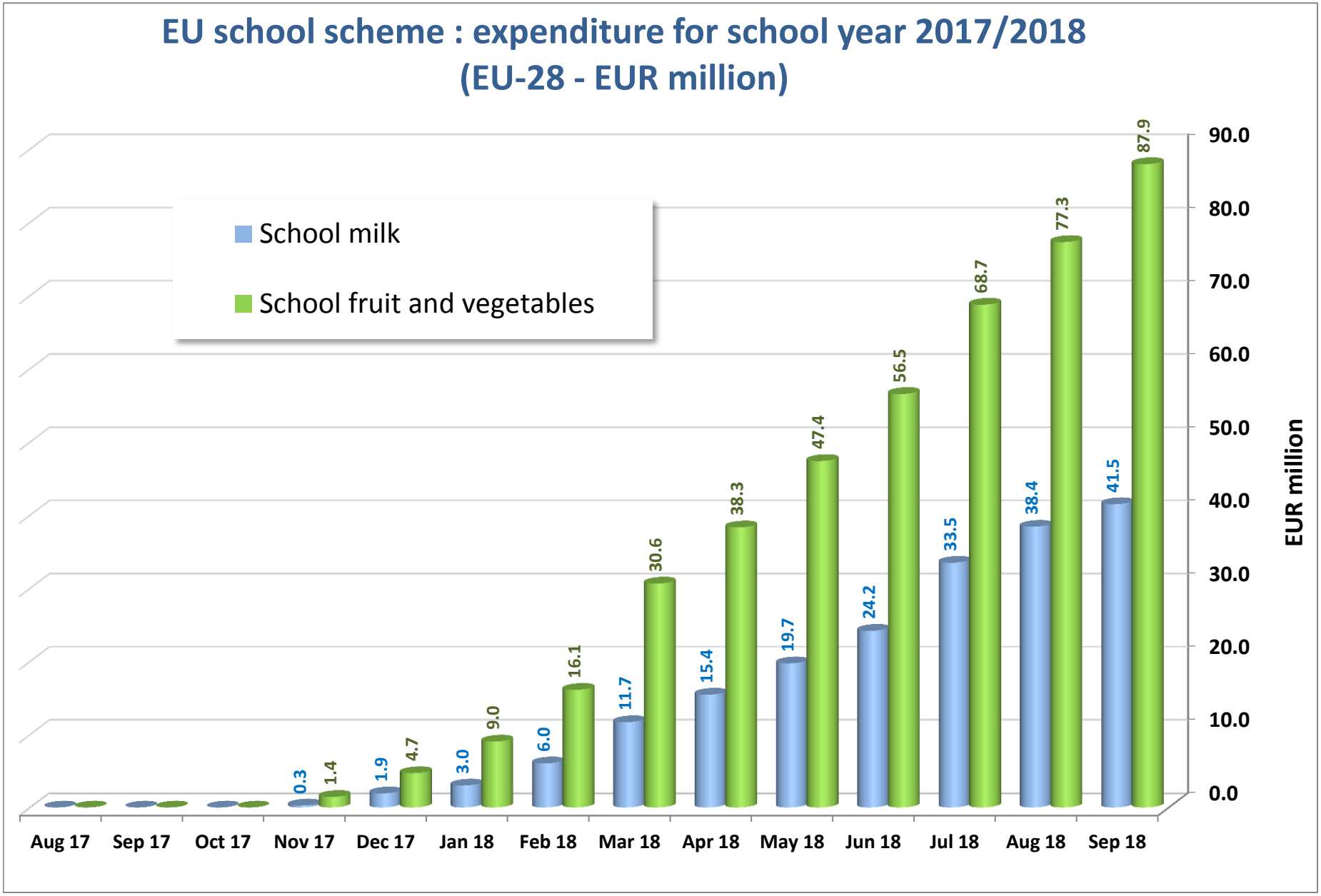
EU school scheme : expenditure for school year 2017/2018
(EU-28 - EUR million)
School milk
School fruit and vegetables
EUR million
90.0
80.0
70.0
60.0
50.0
40.0
30.0
20.0
10.0
0.0
0.3
1.4
1.9
4.7
3.0
9.0
6.0
16.1
11.7
30.6
15.4
38.3
19.7
47.4
24.2
56.5
33.5
68.7
38.4
77.3
41.5
87.9
Aug 17
Sep 17
Oct 17
Nov 17
Dec 17
Jan 18
Feb 18
Mar 18
Apr 18
May 18
Jun 18
Jul 18
Aug 18
Sep 18

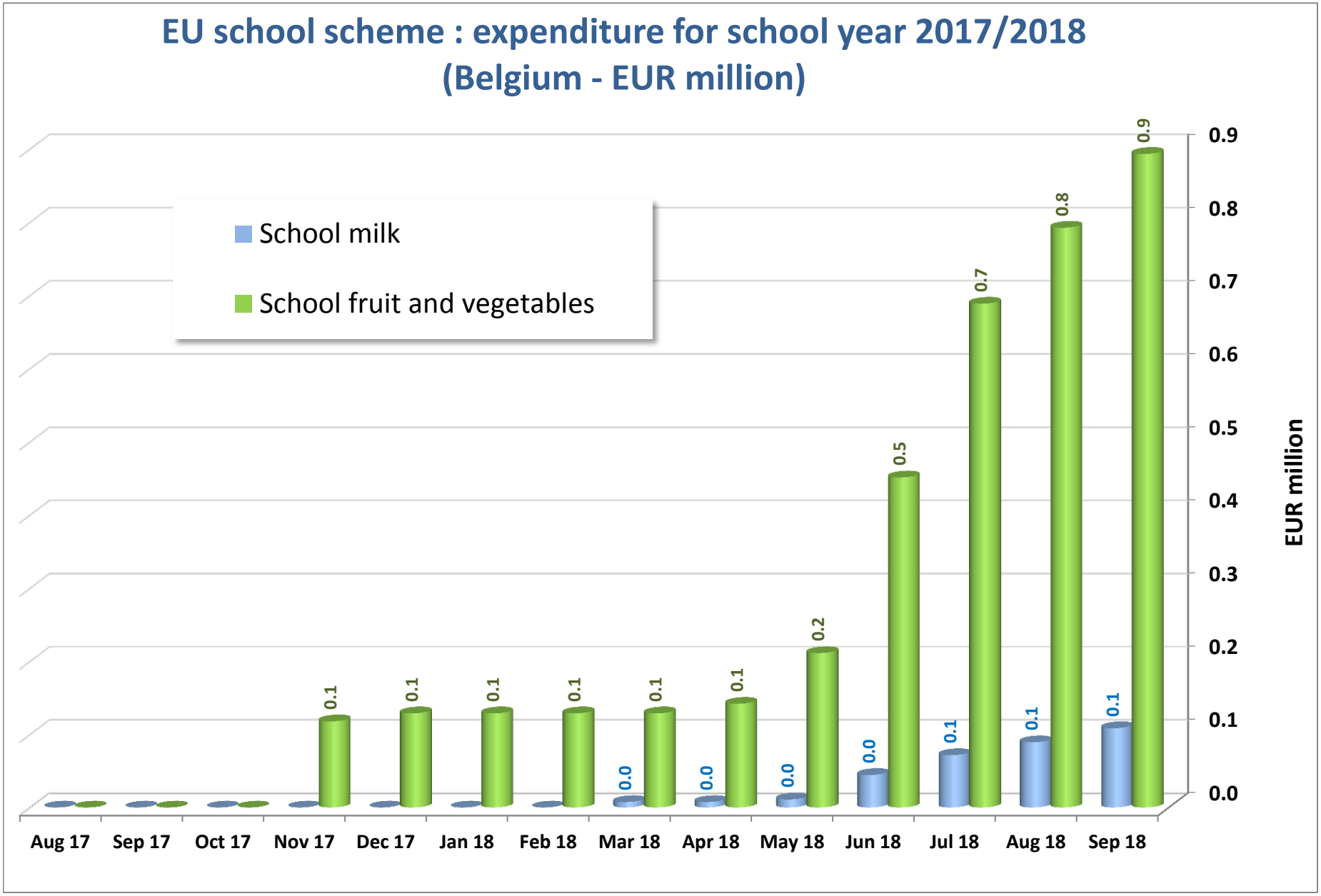
EU school scheme : expenditure for school year 2017/2018
(Belgium - EUR million)
School milk
School fruit and vegetables
EUR million
0.0
0.1
0.2
0.3
0.4
0.5
0.6
0.7
0.8
0.9
Aug 17
Sep 17
Oct 17
Nov 17
Dec 17
Jan 18
Feb 18
Mar 18
Apr 18
May 18
Jun 18
Jul 18
Aug 18
Sep 18
0.1
0.1
0.1
0.1
0.1
0.1
0.2
0.5
0.7
0.8
0.9
0.0
0.0
0.0
0.0
0.1
0.1
0.1

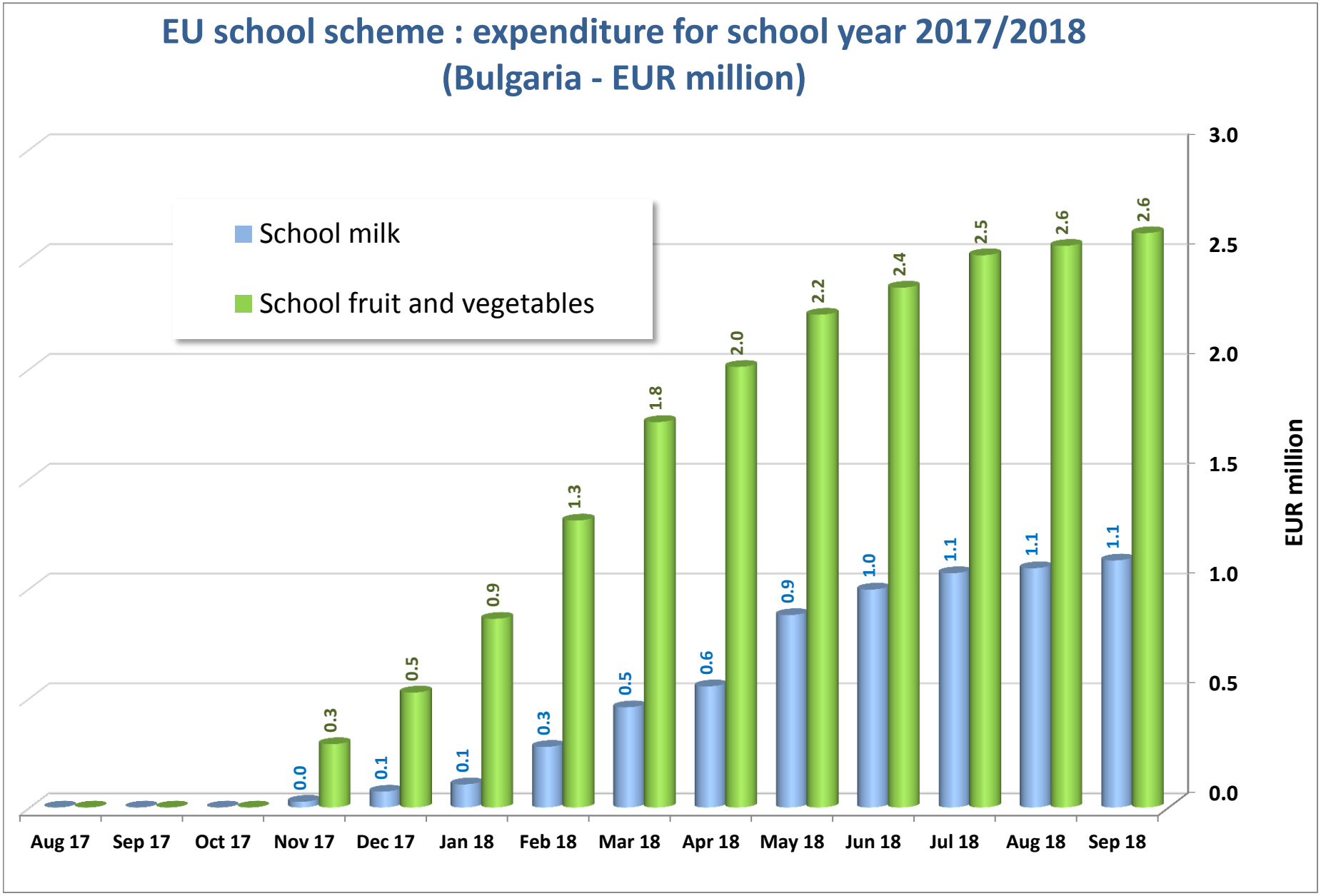
EU school scheme : expenditure for school year 2017/2018
(Bulgaria - EUR million)
School milk
School fruit and vegetables
EUR million
3.0
2.5
2.0
1.5
1.0
0.5
0.0
Aug 17
Sep 17
Oct 17
Nov 17
Dec 17
Jan 18
Feb 18
Mar 18
Apr 18
May 18
Jun 18
Jul 18
Aug 18
Sep 18
0.0
0.3
0.1
0.5
0.1
0.9
0.3
1.3
0.5
1.8
0.6
2.0
0.9
2.2
1.0
2.4
1.1
2.5
1.1
2.6
1.1
2.6

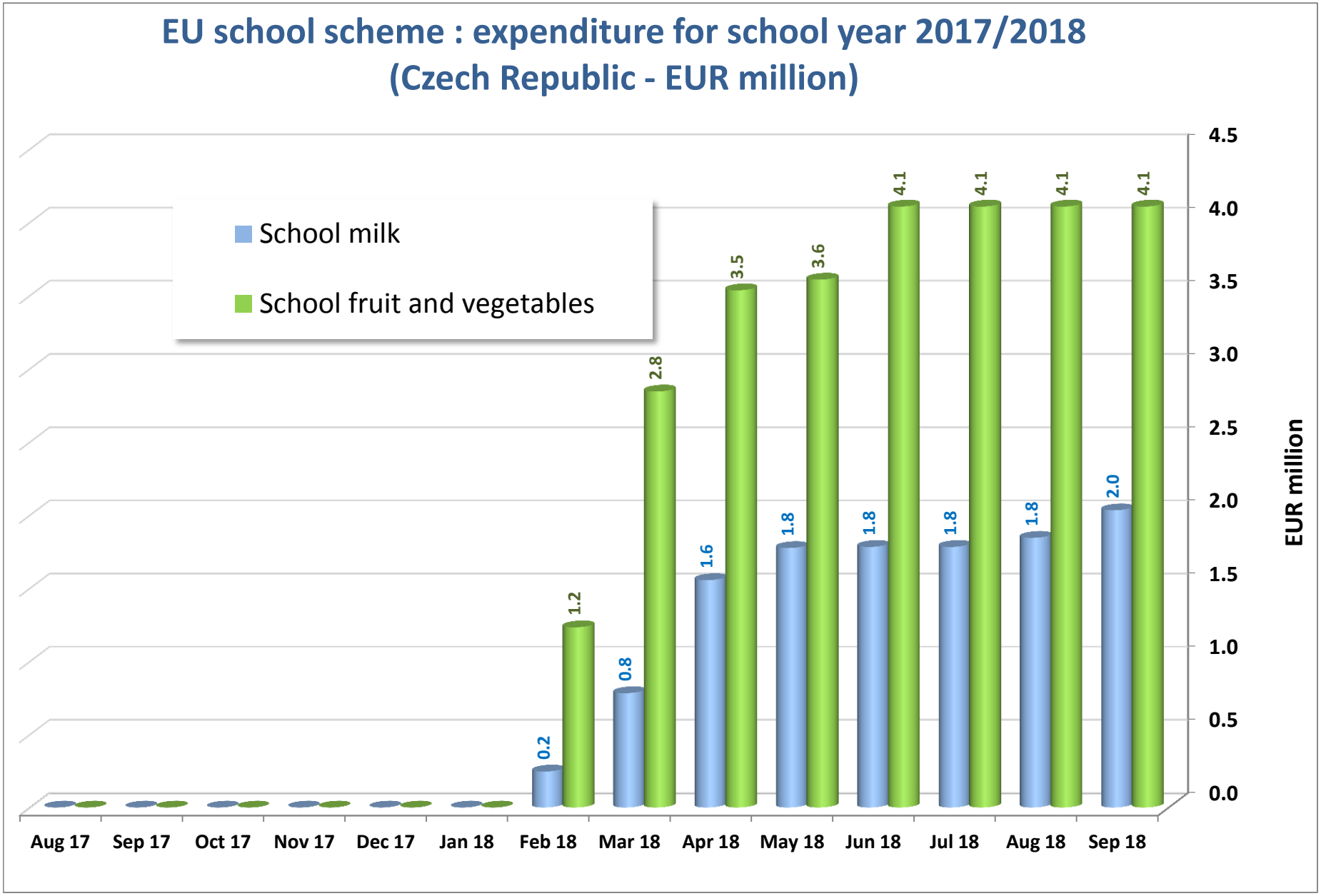
EU school scheme : expenditure for school year 2017/2018
(Czech Republic - EUR million)
School milk
School fruit and vegetables
EUR million
4.5
4.0
3.5
3.0
2.5
2.0
1.5
1.0
0.5
0.0
0.2
1.2
0.8
2.8
1.6
3.5
1.8
3.6
1.8
4.1
1.8
4.1
1.8
4.1
2.0
4.1
Aug 17
Sep 17
Oct 17
Nov 17
Dec 17
Jan 18
Feb 18
Mar 18
Apr 18
May 18
Jun 18
Jul 18
Aug 18
Sep 18

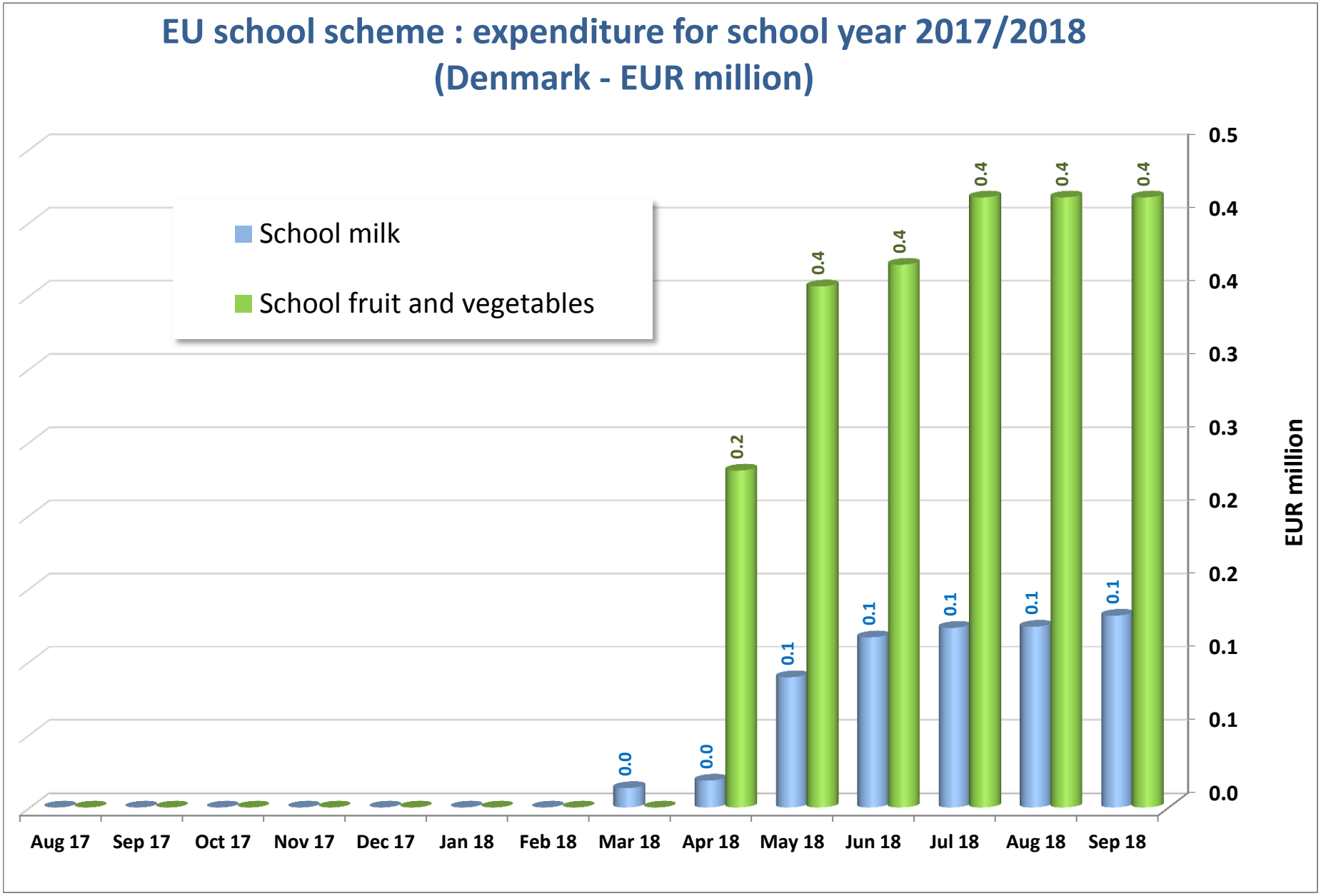
EU school scheme : expenditure for school year 2017/2018
(Denmark - EUR million)
School milk
School fruit and vegetables
EUR million
0.5
0.4
0.4
0.3
0.3
0.2
0.2
0.1
0.1
0.0
0.0
0.0
0.2
0.4
0.1
0.4
0.1
0.4
0.1
0.4
0.1
0.4
Aug 17
Sep 17
Oct 17
Nov 17
Dec 17
Jan 18
Feb 18
Mar 18
Apr 18
May 18
Jun 18
Jul 18
Aug 18
Sep 18

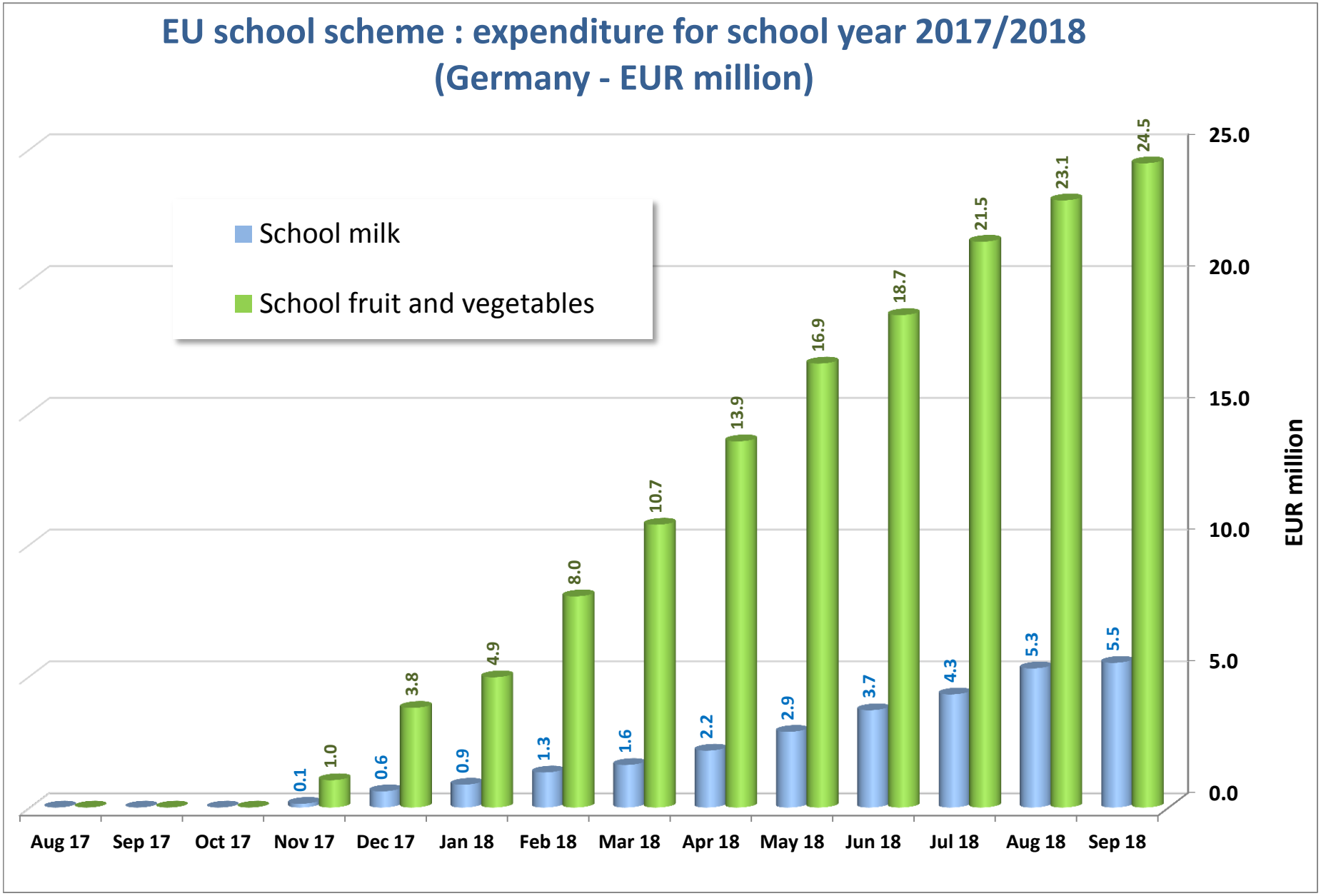
EU school scheme : expenditure for school year 2017/2018
(Germany - EUR million)
School milk
School fruit and vegetables
EUR million
25.0
20.0
15.0
10.0
5.0
0.0
Aug 17
Sep 17
Oct 17
Nov 17
Dec 17
Jan 18
Feb 18
Mar 18
Apr 18
May 18
Jun 18
Jul 18
Aug 18
Sep 18
0.1
1.0
0.6
3.8
0.9
4.9
1.3
8.0
1.6
10.7
2.2
13.9
2.9
16.9
3.7
18.7
4.3
21.5
5.3
23.1
5.5
24.5

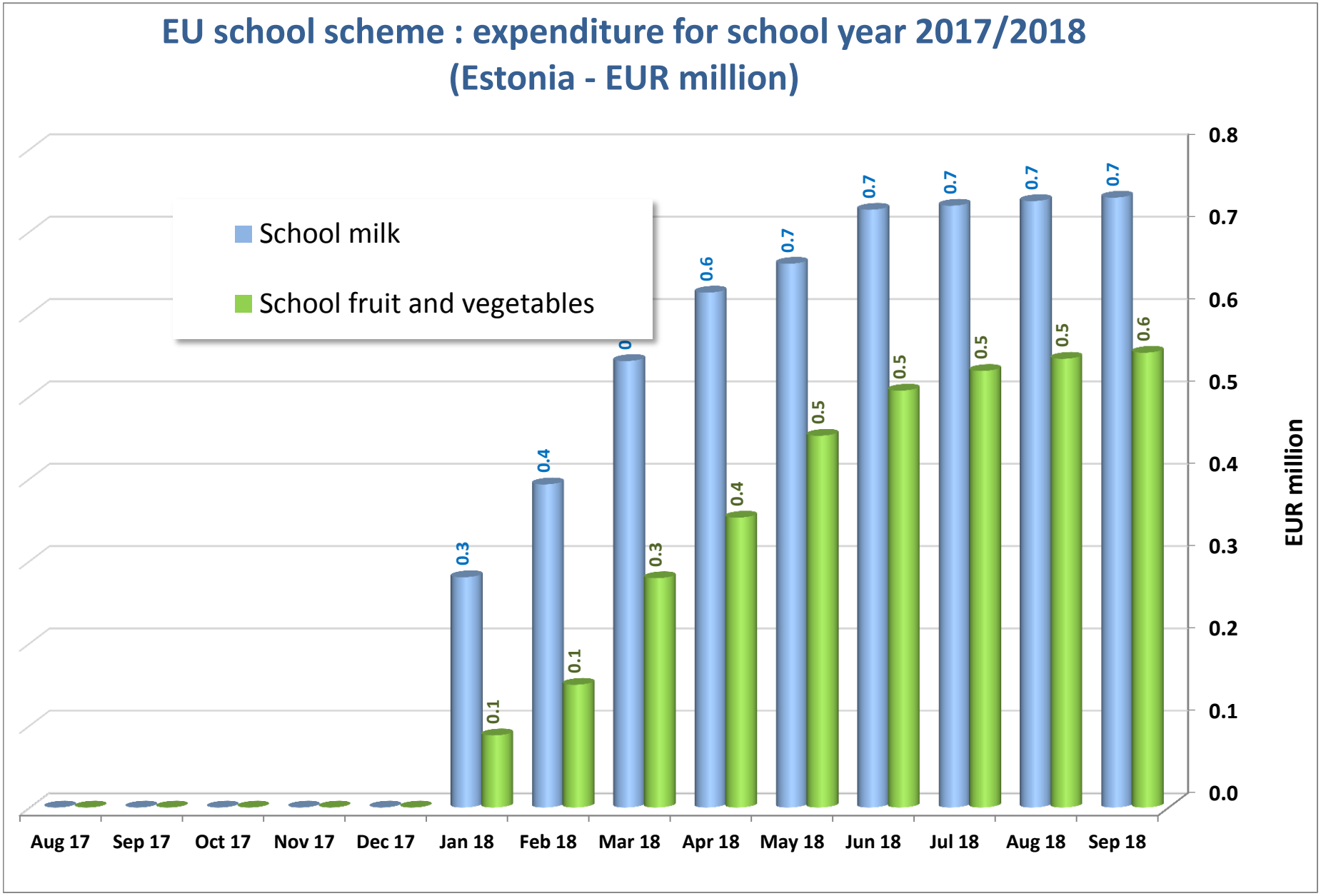
EU school scheme : expenditure for school year 2017/2018
(Estonia - EUR million)
School milk
School fruit and vegetables
EUR million
0.0
0.1
0.2
0.3
0.4
0.5
0.6
0.7
0.8
Aug 17
Sep 17
Oct 17
Nov 17
Dec 17
Jan 18
Feb 18
Mar 18
Apr 18
May 18
Jun 18
Jul 18
Aug 18
Sep 18
0.3
0.1
0.4
0.1
0
0.3
0.6
0.4
0.7
0.5
0.7
0.5
0.7
0.5
0.7
0.5
0.7
0.6

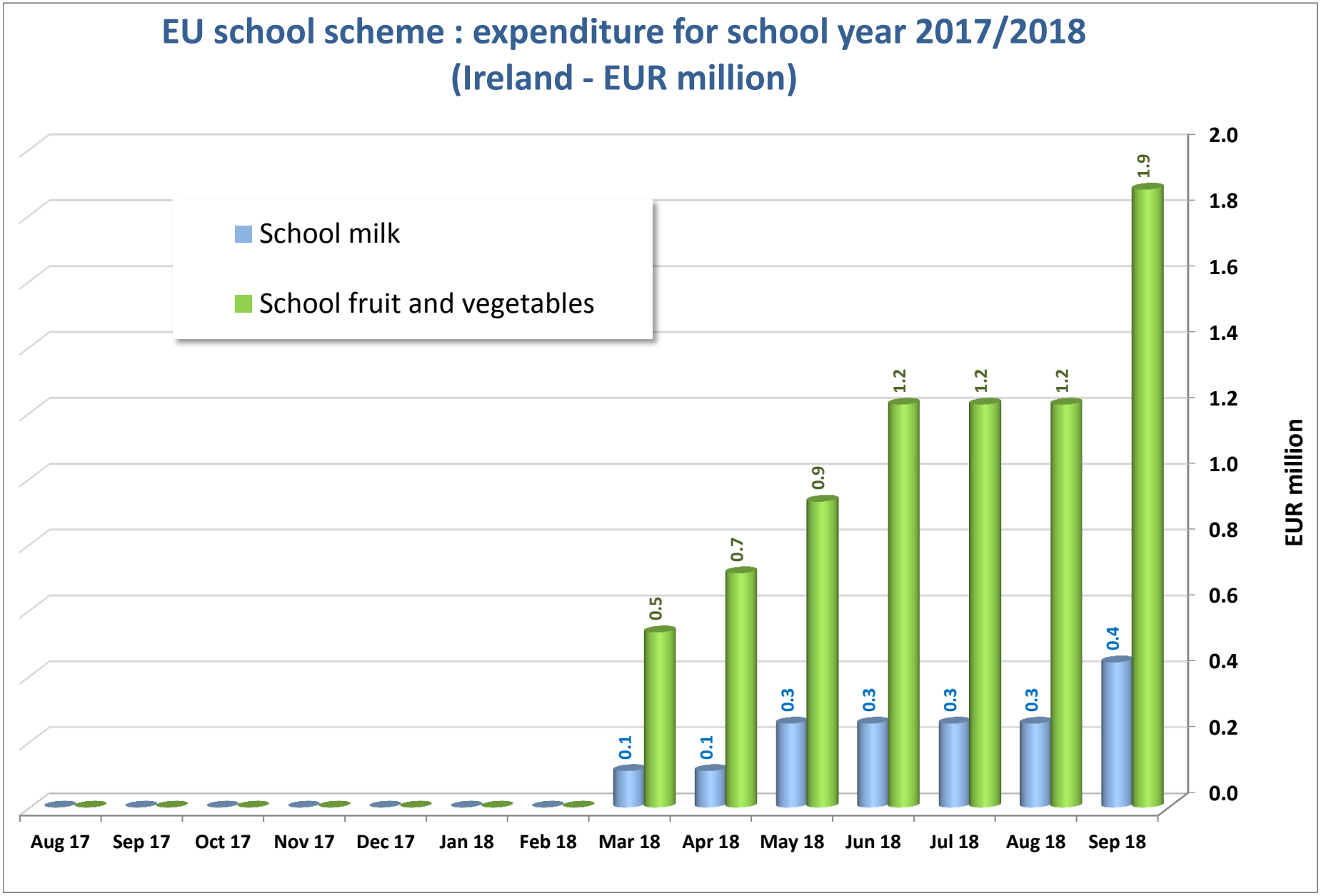
EU school scheme : expenditure for school year 2017/2018
(Ireland - EUR million)
School milk
School fruit and vegetables
EUR million
2.0
1.8
1.6
1.4
1.2
1.0
0.8
0.6
0.4
0.2
0.0
0.1
0.5
0.1
0.7
0.3
0.9
0.3
1.2
0.3
1.2
0.3
1.2
0.4
1.9
Aug 17
Sep 17
Oct 17
Nov 17
Dec 17
Jan 18
Feb 18
Mar 18
Apr 18
May 18
Jun 18
Jul 18
Aug 18
Sep 18

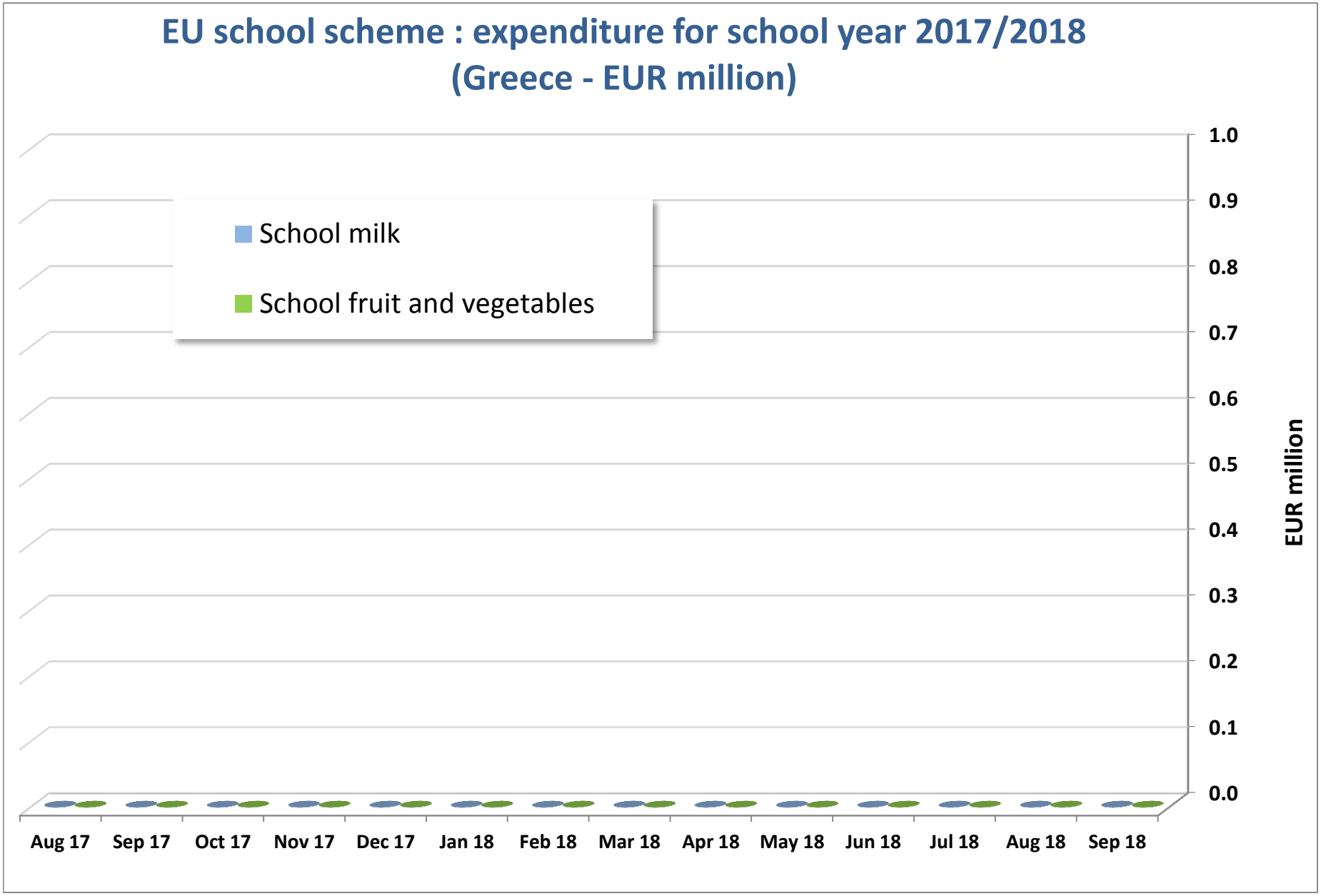
EU school scheme : expenditure for school year 2017/2018
(Greece - EUR million)
School milk
School fruit and vegetables
1.0
0.9
0.8
0.7
0.6
0.5
0.4
0.3
0.2
0.1
0.0
EUR million
Aug 17
Sep 17
Oct 17
Nov 17
Dec 17
Jan 18
Feb 18
Mar 18
Apr 18
May 18
Jun 18
Jul 18
Aug 18
Sep 18

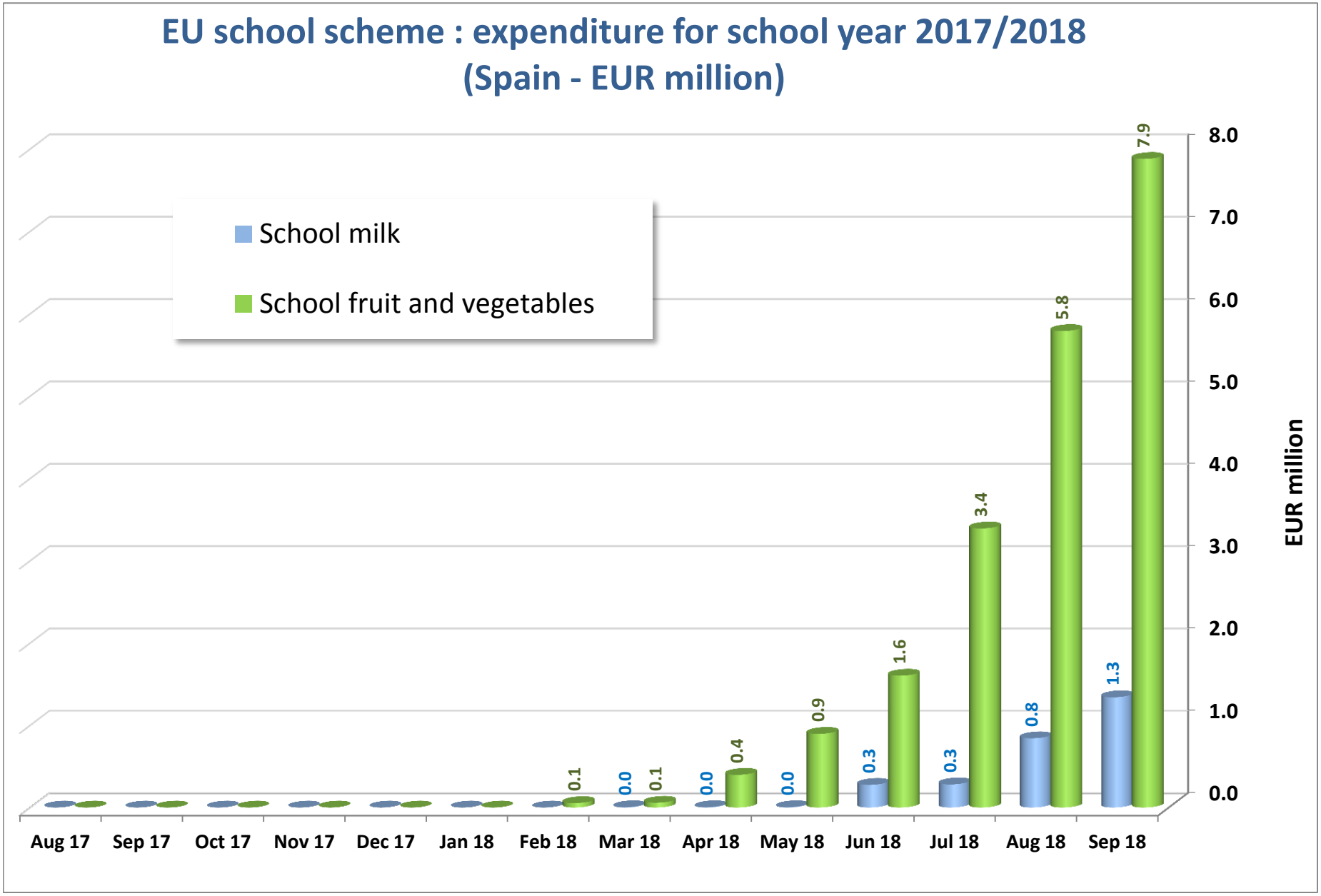
EU school scheme : expenditure for school year 2017/2018
(Spain - EUR million)
School milk
School fruit and vegetables
EUR million
8.0
7.0
6.0
5.0
4.0
3.0
2.0
1.0
0.0
Aug 17
Sep 17
Oct 17
Nov 17
Dec 17
Jan 18
Feb 18
Mar 18
Apr 18
May 18
Jun 18
Jul 18
Aug 18
Sep 18
0.1
0.0
0.1
0.0
0.4
0.0
0.9
0.3
1.6
0.3
3.4
0.8
5.8
1.3
7.9

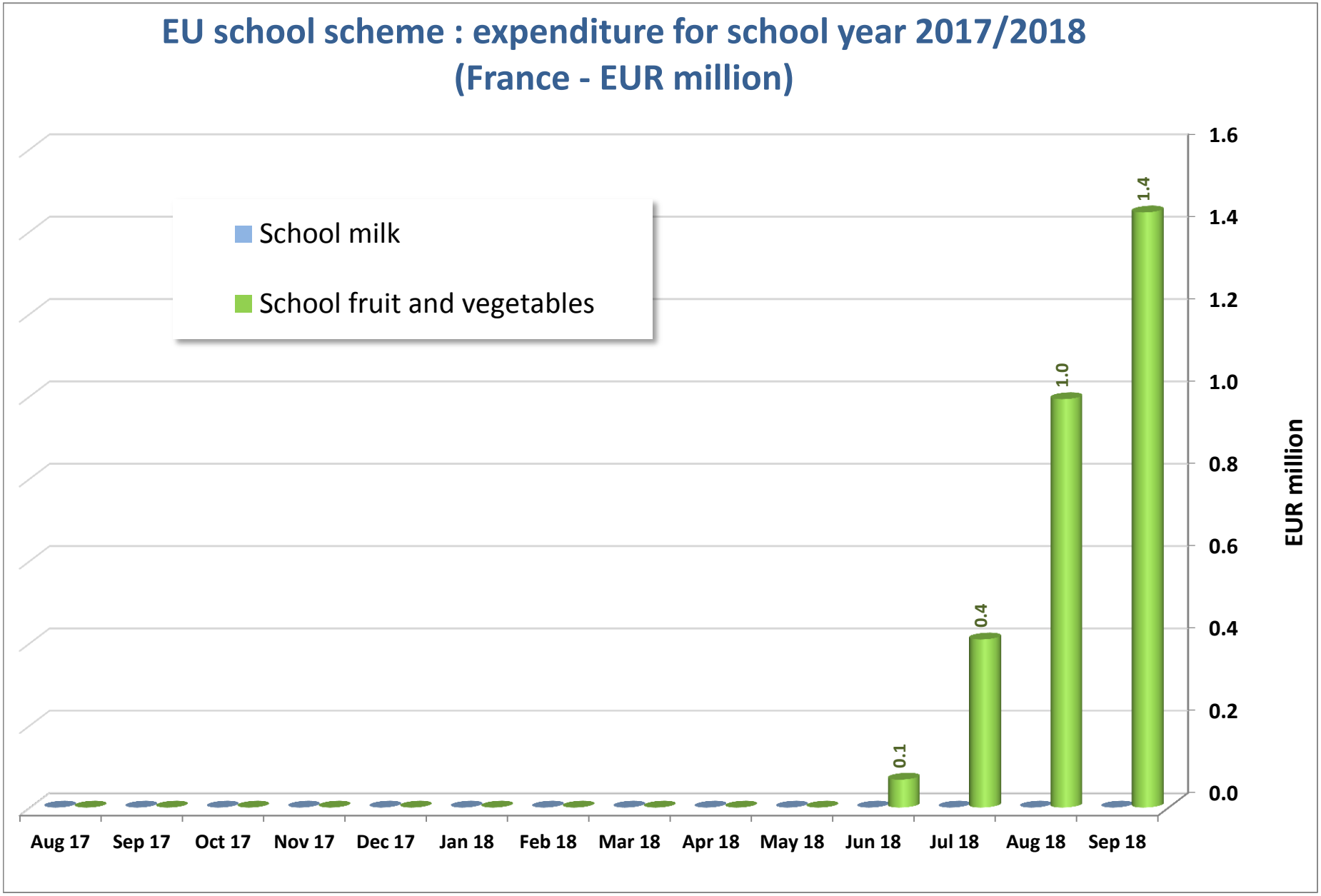
EU school scheme : expenditure for school year 2017/2018
(France - EUR million)
School milk
School fruit and vegetables
1.6
1.4
1.2
1.0
0.8
0.6
0.4
0.2
0.0
EUR million
0.1
0.4
1.0
1.4
Aug 17
Sep 17
Oct 17
Nov 17
Dec 17
Jan 18
Feb 18
Mar 18
Apr 18
May 18
Jun 18
Jul 18
Aug 18
Sep 18

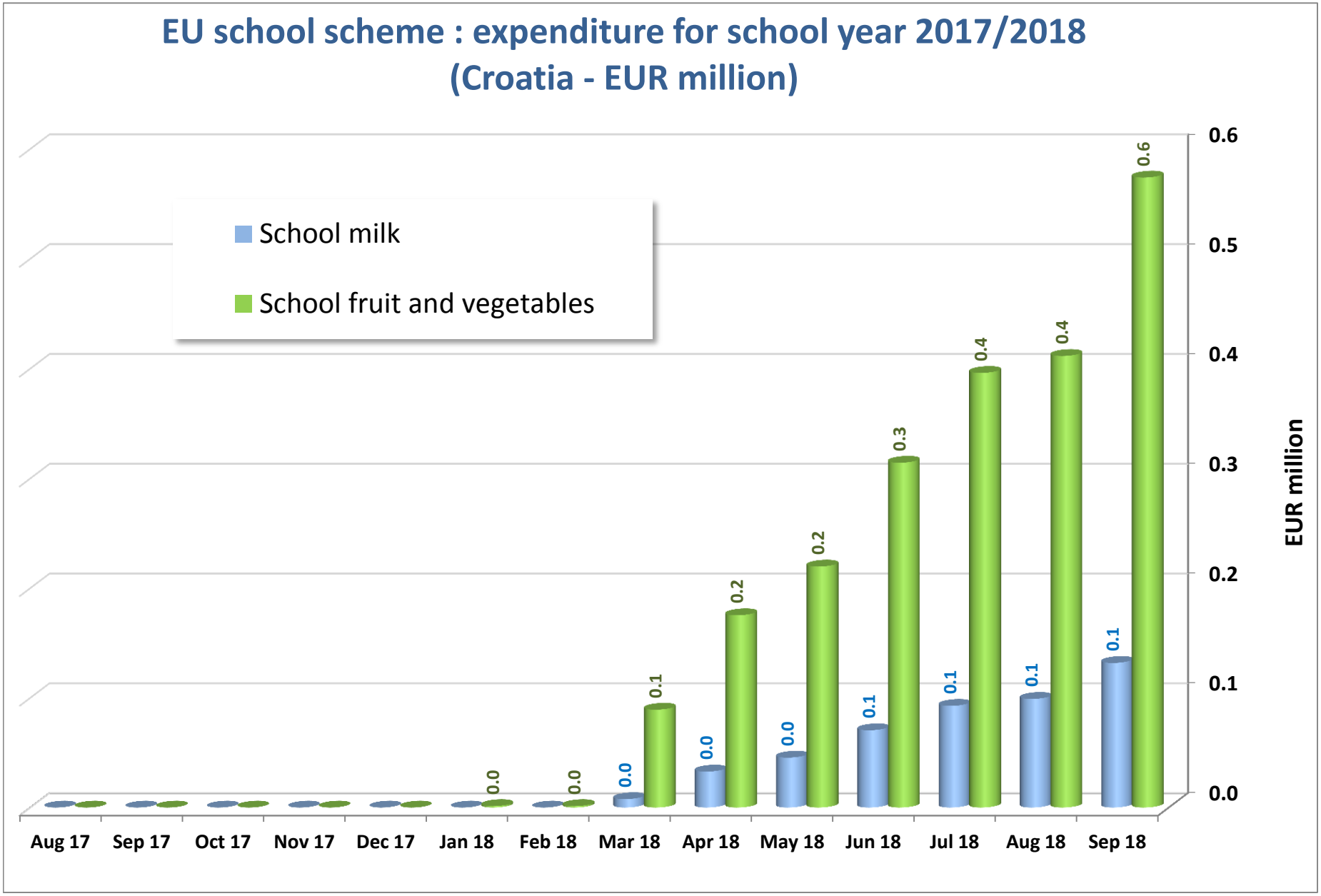
EU school scheme : expenditure for school year 2017/2018
(Croatia - EUR million)
School milk
School fruit and vegetables
EUR million
0.6
0.5
0.4
0.3
0.2
0.1
0.0
Aug 17
Sep 17
Oct 17
Nov 17
Dec 17
Jan 18
Feb 18
Mar 18
Apr 18
May 18
Jun 18
Jul 18
Aug 18
Sep 18
0.0
0.0
0.0
0.1
0.0
0.2
0.0
0.2
0.1
0.3
0.1
0.4
0.1
0.4
0.1
0.6

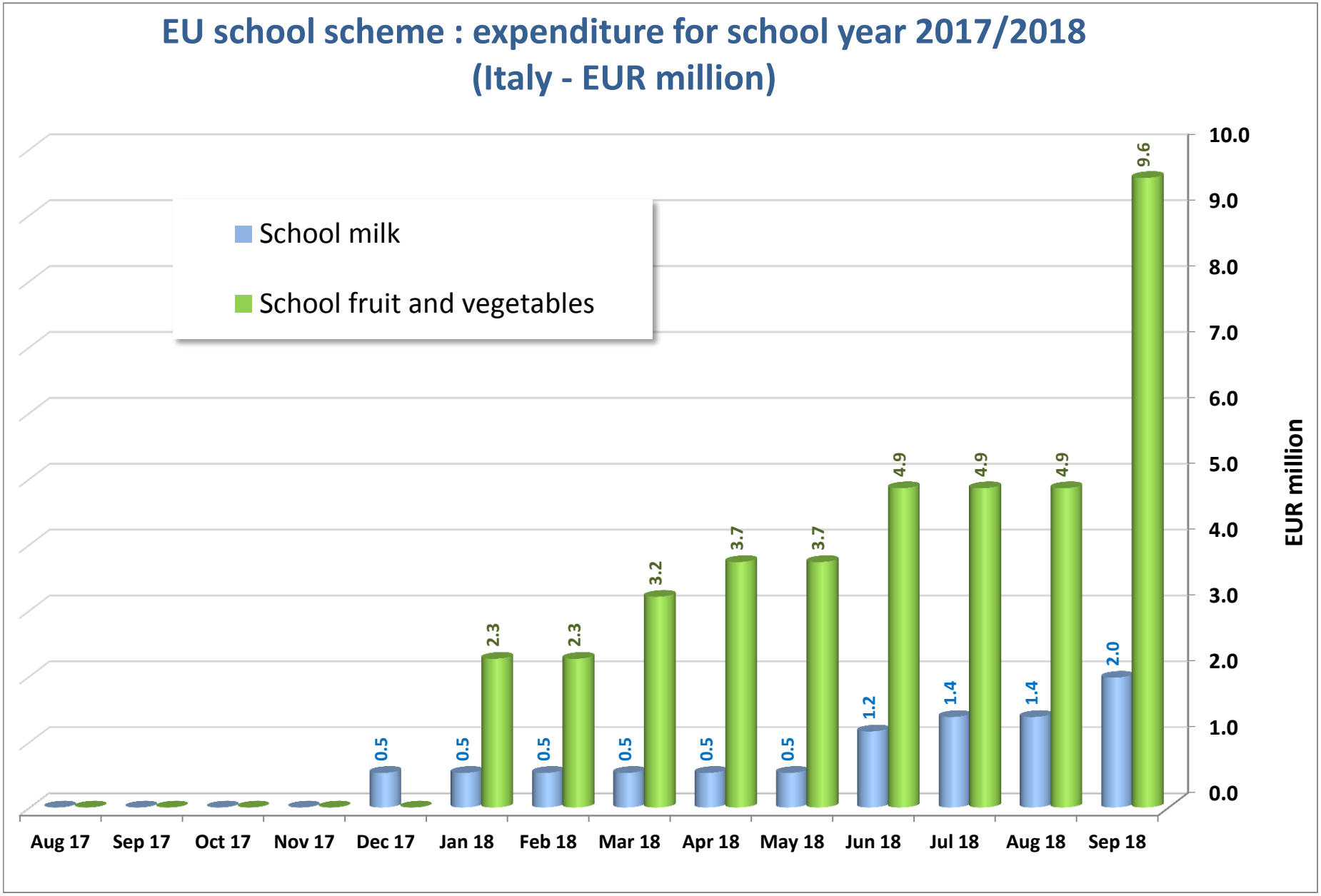
EU school scheme : expenditure for school year 2017/2018
(Italy - EUR million)
School milk
School fruit and vegetables
EUR million
10.0
9.0
8.0
7.0
6.0
5.0
4.0
3.0
2.0
1.0
0.0
0.5
2.3
0.5
2.3
0.5
3.2
0.5
3.7
0.5
3.7
1.2
4.9
1.4
4.9
1.4
4.9
2.0
9.6
Aug 17
Sep 17
Oct 17
Nov 17
Dec 17
Jan 18
Feb 18
Mar 18
Apr 18
May 18
Jun 18
Jul 18
Aug 18
Sep 18

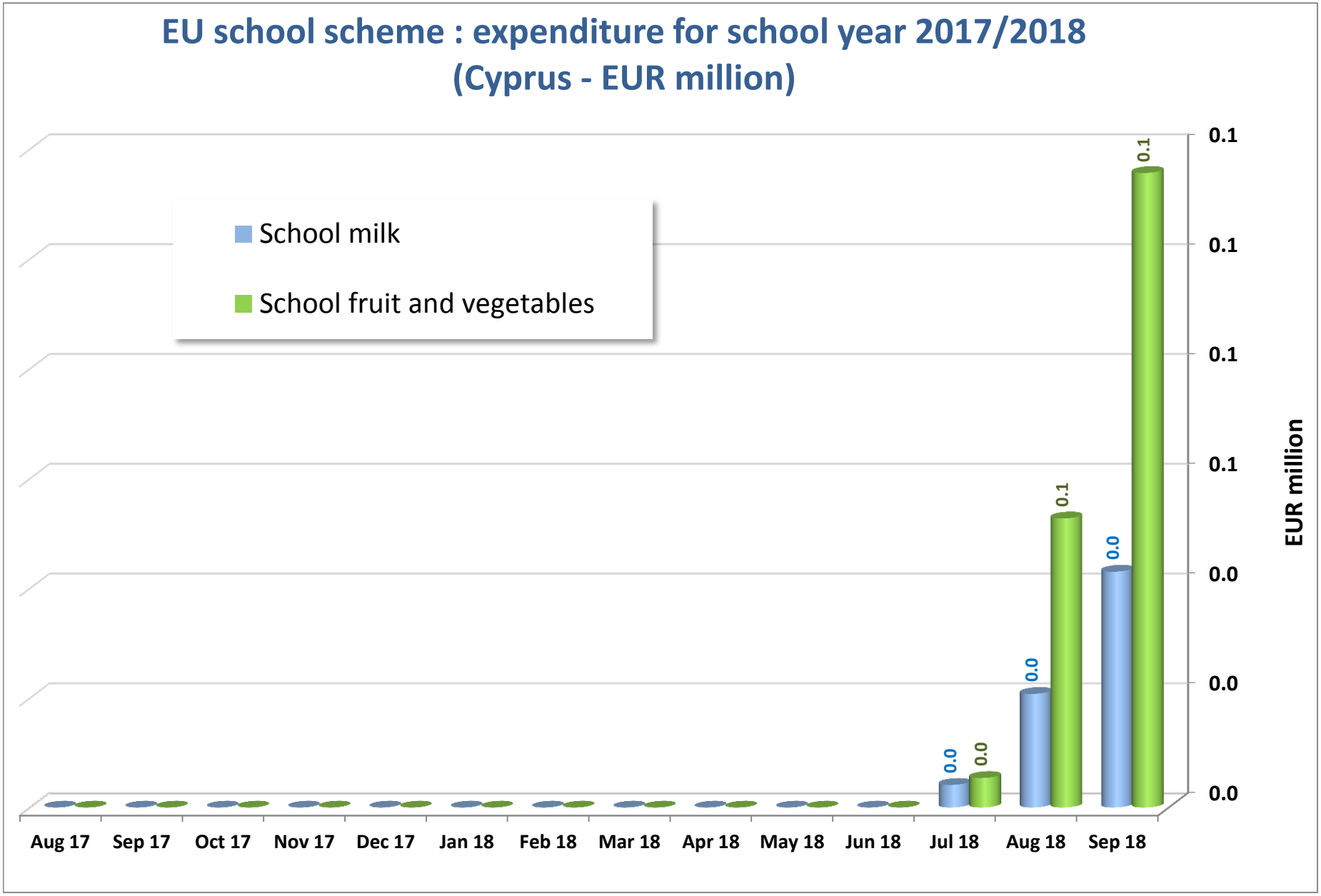
EU school scheme : expenditure for school year 2017/2018
(Cyprus - EUR million)
School milk
School fruit and vegetables
EUR million
0.1
0.1
0.1
0.1
0.0
0.0
0.0
0.0
0.0
0.0
0.0
0.0
0.0
0.0
0.1
0.1
Aug 17
Sep 17
Oct 17
Nov 17
Dec 17
Jan 18
Feb 18
Mar 18
Apr 18
May 18
Jun 18
Jul 18
Aug 18
Sep 18

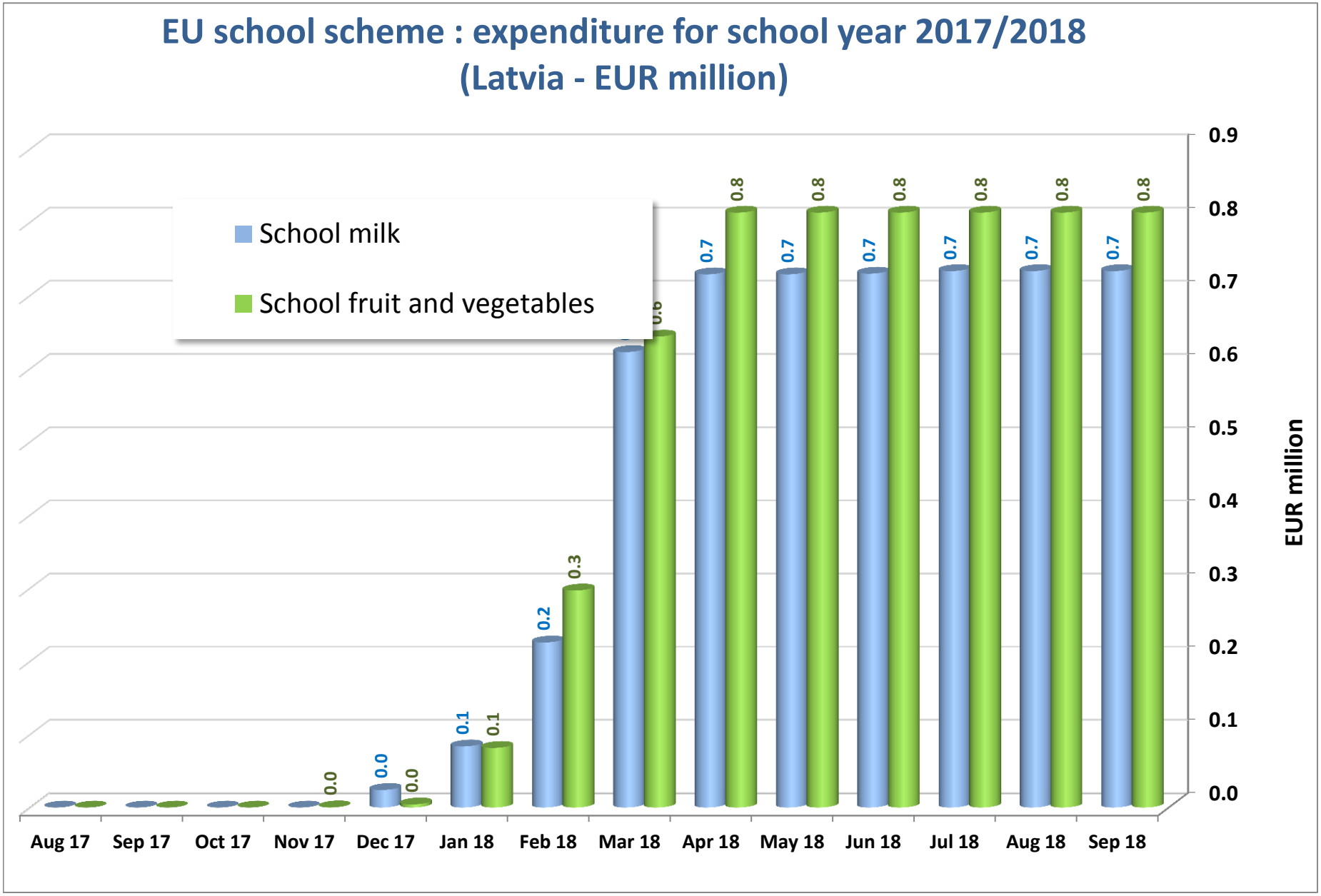
EU school scheme : expenditure for school year 2017/2018
(Latvia - EUR million)
School milk
School fruit and vegetables
0.0
0.0
0.0
0.0
0.1
0.1
0.2
0.3
0.7
0.8
0.7
0.8
0.7
0.8
0.7
0.8
0.7
0.8
0.7
0.8
Aug 17
Sep 17
Oct 17
Nov 17
Dec 17
Jan 18
Feb 18
Mar 18
Apr 18
May 18
Jun 18
Jul 18
Aug 18
Sep 18
0.0
0.1
0.2
0.3
0.4
0.5
0.6
0.7
0.8
0.9
EUR million

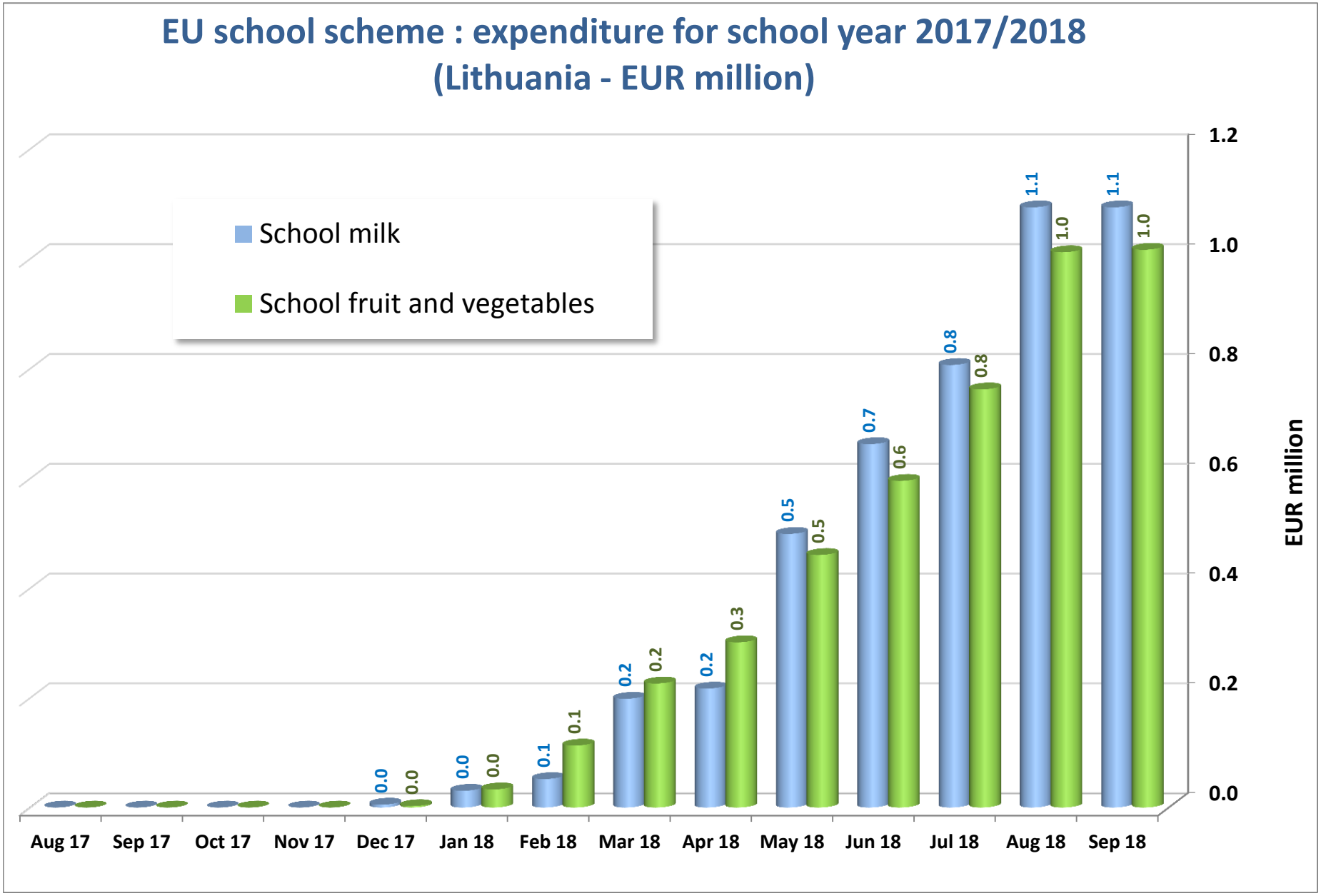
EU school scheme : expenditure for school year 2017/2018
(Lithuania - EUR million)
School milk
School fruit and vegetables
EUR million
1.2
1.0
0.8
0.6
0.4
0.2
0.0
Aug 17
Sep 17
Oct 17
Nov 17
Dec 17
Jan 18
Feb 18
Mar 18
Apr 18
May 18
Jun 18
Jul 18
Aug 18
Sep 18
0.0
0.0
0.0
0.0
0.1
0.1
0.2
0.2
0.2
0.3
0.5
0.5
0.7
0.6
0.8
0.8
1.1
1.0
1.1
1.0

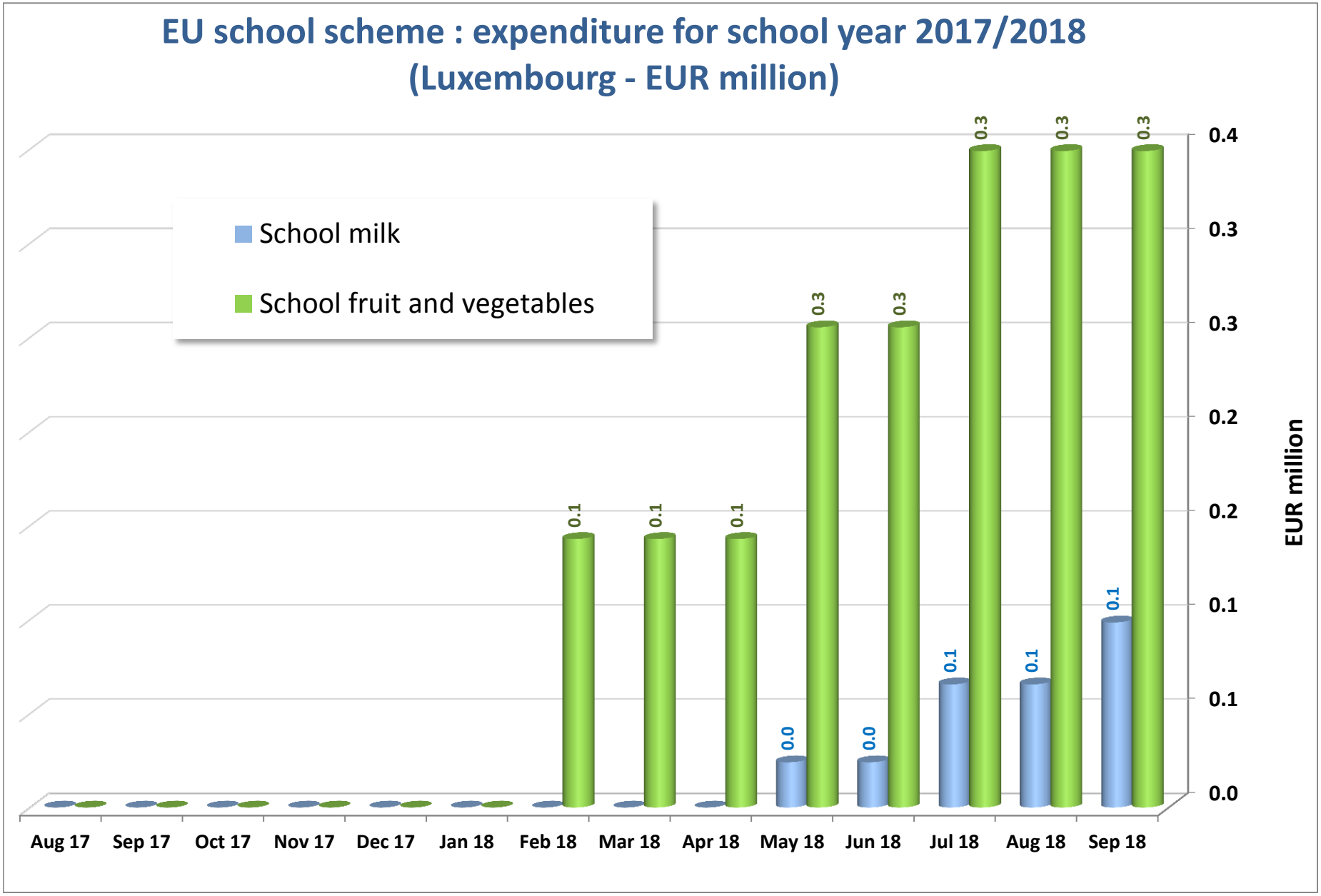
EU school scheme : expenditure for school year 2017/2018
(Luxembourg - EUR million)
School milk
School fruit and vegetables
EUR million
0.4
0.3
0.3
0.2
0.2
0.1
0.1
0.0
0.1
0.1
0.1
0.0
0.3
0.0
0.3
0.1
0.3
0.1
0.3
0.1
0.3
Aug 17
Sep 17
Oct 17
Nov 17
Dec 17
Jan 18
Feb 18
Mar 18
Apr 18
May 18
Jun 18
Jul 18
Aug 18
Sep 18

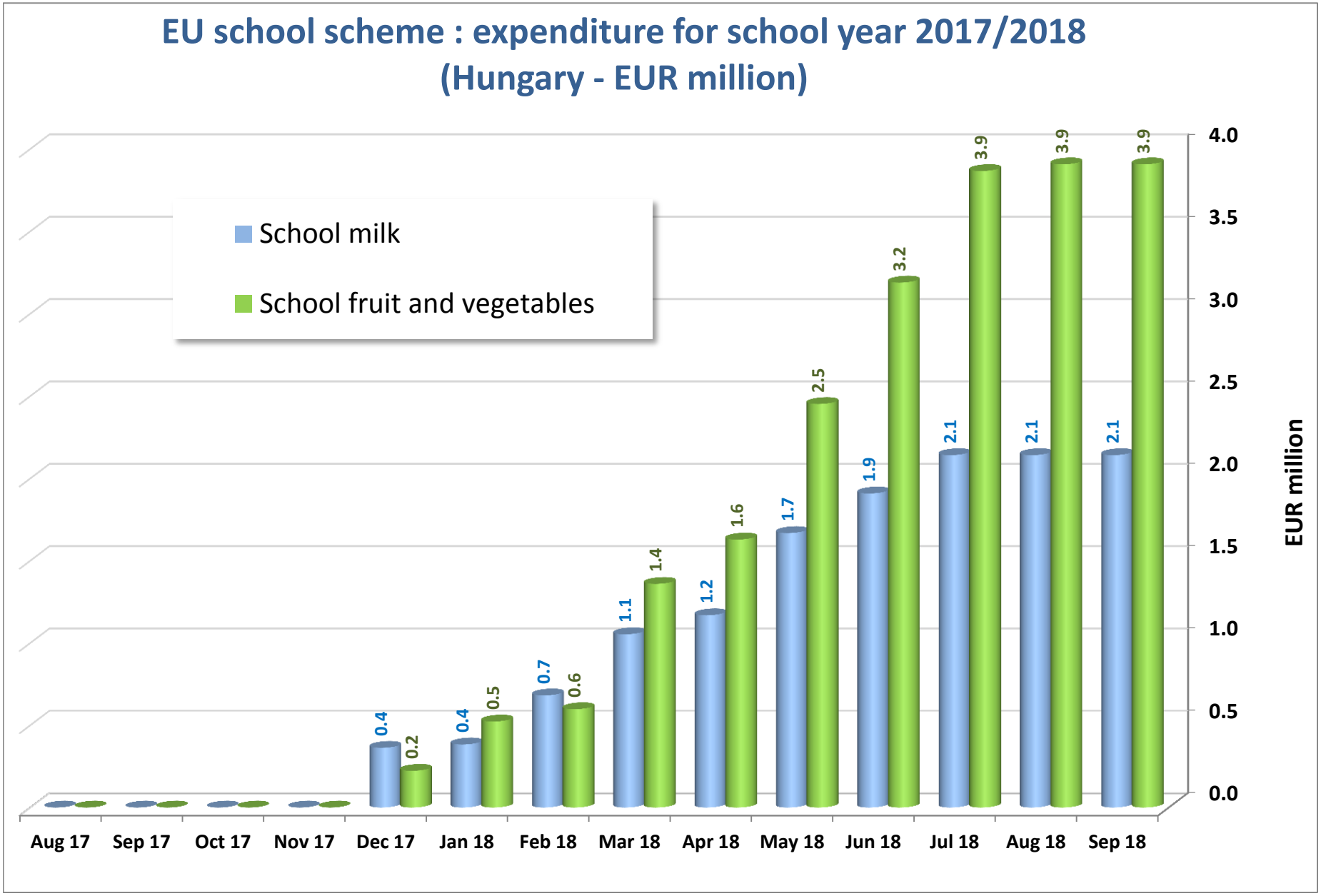
EU school scheme : expenditure for school year 2017/2018
(Hungary - EUR million)
School milk
School fruit and vegetables
EUR million
4.0
3.5
3.0
2.5
2.0
1.5
1.0
0.5
0.0
0.4
0.2
0.4
0.5
0.7
0.6
1.1
1.4
1.2
1.6
1.7
2.5
1.9
3.2
2.1
3.9
2.1
3.9
2.1
3.9
Aug 17
Sep 17
Oct 17
Nov 17
Dec 17
Jan 18
Feb 18
Mar 18
Apr 18
May 18
Jun 18
Jul 18
Aug 18
Sep 18

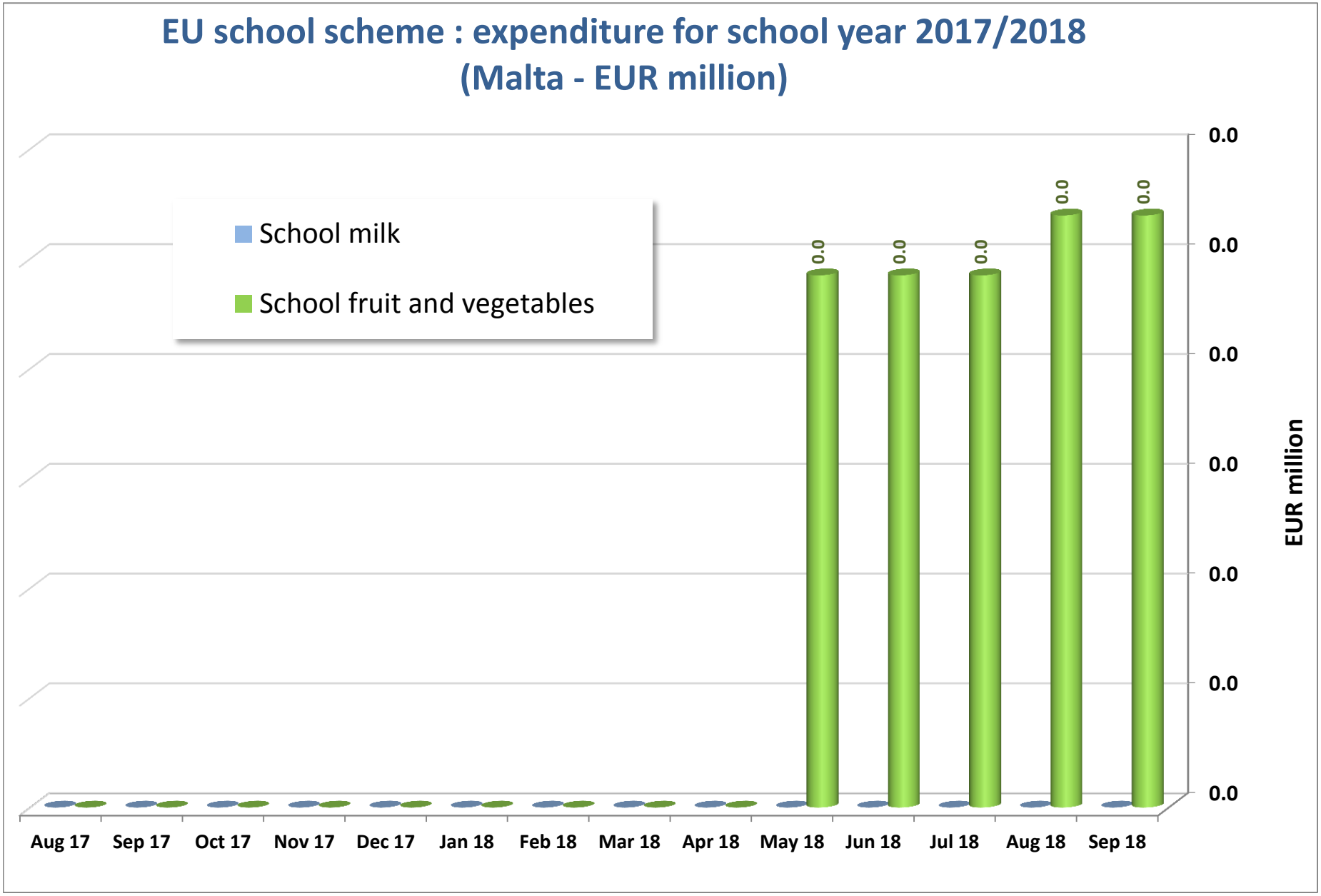
EU school scheme : expenditure for school year 2017/2018
(Malta - EUR million)
School milk
School fruit and vegetables
0.0
0.0
0.0
0.0
0.0
0.0
EUR million
0.0
0.0
0.0
0.0
0.0
Aug 17
Sep 17
Oct 17
Nov 17
Dec 17
Jan 18
Feb 18
Mar 18
Apr 18
May 18
Jun 18
Jul 18
Aug 18
Sep 18

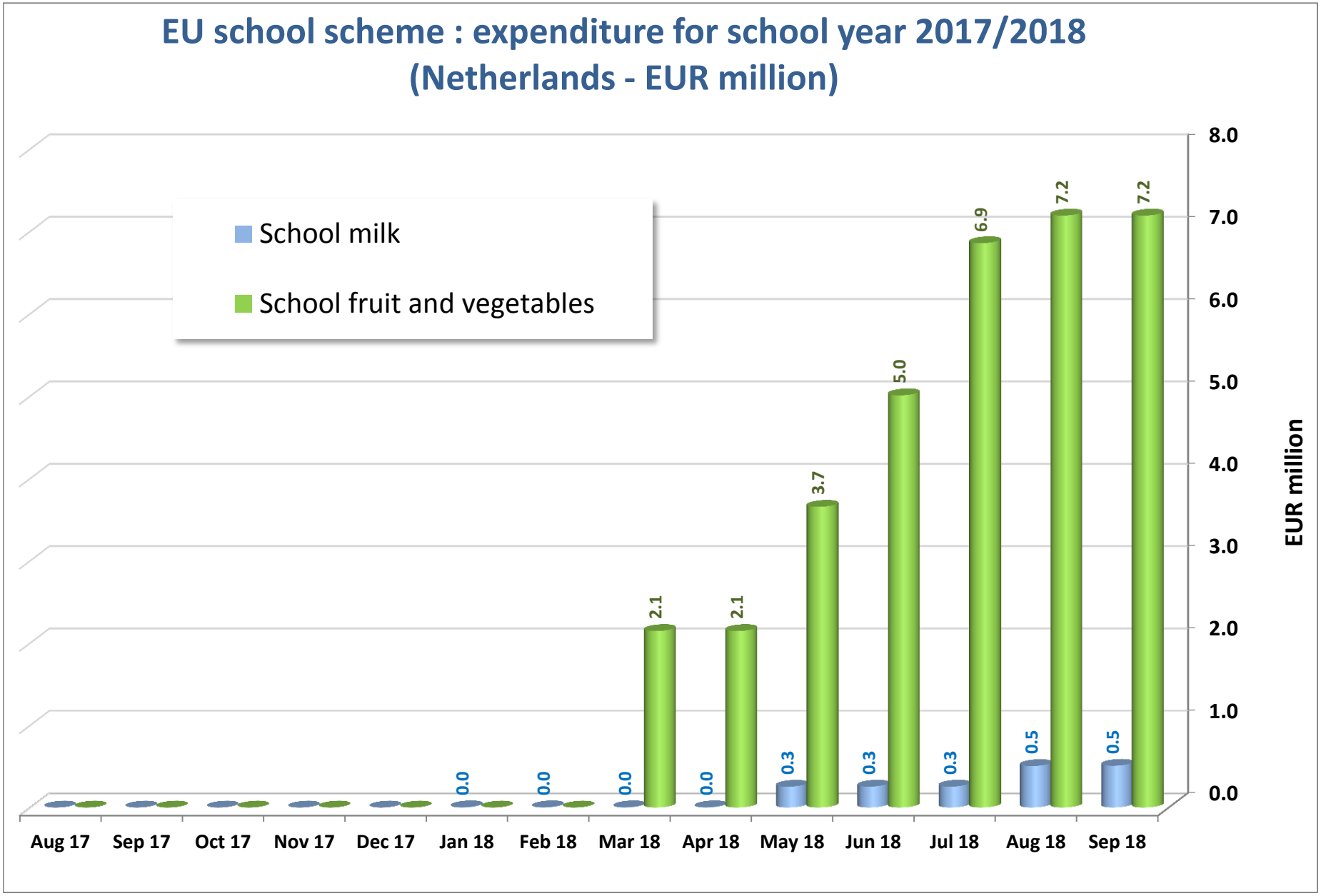
EU school scheme : expenditure for school year 2017/2018
(Netherlands - EUR million)
School milk
School fruit and vegetables
EUR million
8.0
7.0
6.0
5.0
4.0
3.0
2.0
1.0
0.0
0.0
0.0
0.0
0.0
0.3
0.3
0.3
0.5
0.5
2.1
2.1
3.7
5.0
6.9
7.2
7.2
Aug 17
Sep 17
Oct 17
Nov 17
Dec 17
Jan 18
Feb 18
Mar 18
Apr 18
May 18
Jun 18
Jul 18
Aug 18
Sep 18

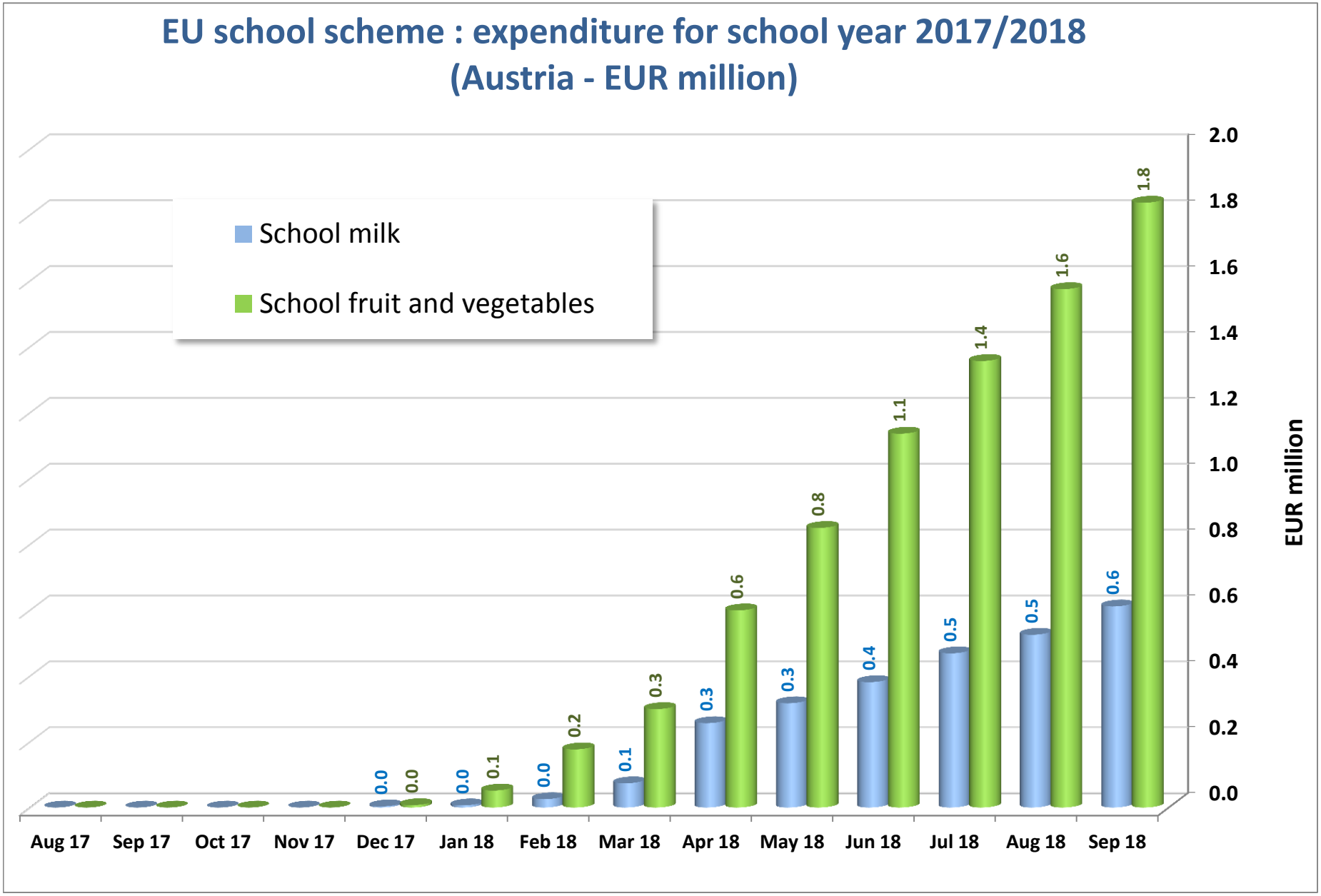
EU school scheme : expenditure for school year 2017/2018
(Austria - EUR million)
School milk
School fruit and vegetables
EUR million
2.0
1.8
1.6
1.4
1.2
1.0
0.8
0.6
0.4
0.2
0.0
Aug 17
Sep 17
Oct 17
Nov 17
Dec 17
Jan 18
Feb 18
Mar 18
Apr 18
May 18
Jun 18
Jul 18
Aug 18
Sep 18
0.0
0.0
0.0
0.1
0.0
0.2
0.1
0.3
0.3
0.6
0.3
0.8
0.4
1.1
0.5
1.4
0.5
1.6
0.6
1.8

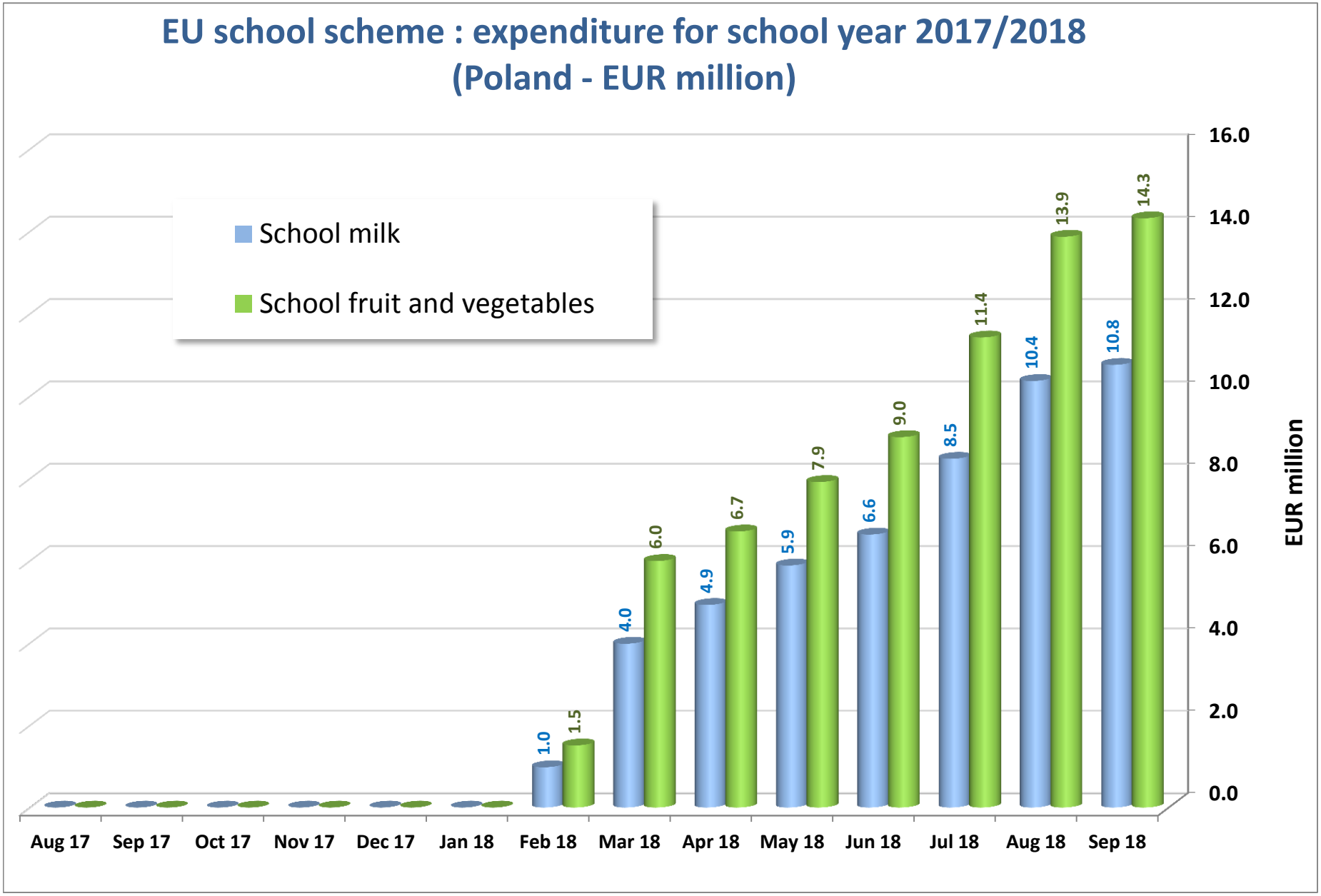
EU school scheme : expenditure for school year 2017/2018
(Poland - EUR million)
School milk
School fruit and vegetables
EUR million
16.0
14.0
12.0
10.0
8.0
6.0
4.0
2.0
0.0
1.0
1.5
4.0
6.0
4.9
6.7
5.9
7.9
6.6
9.0
8.5
11.4
10.4
13.9
10.8
14.3
Aug 17
Sep 17
Oct 17
Nov 17
Dec 17
Jan 18
Feb 18
Mar 18
Apr 18
May 18
Jun 18
Jul 18
Aug 18
Sep 18

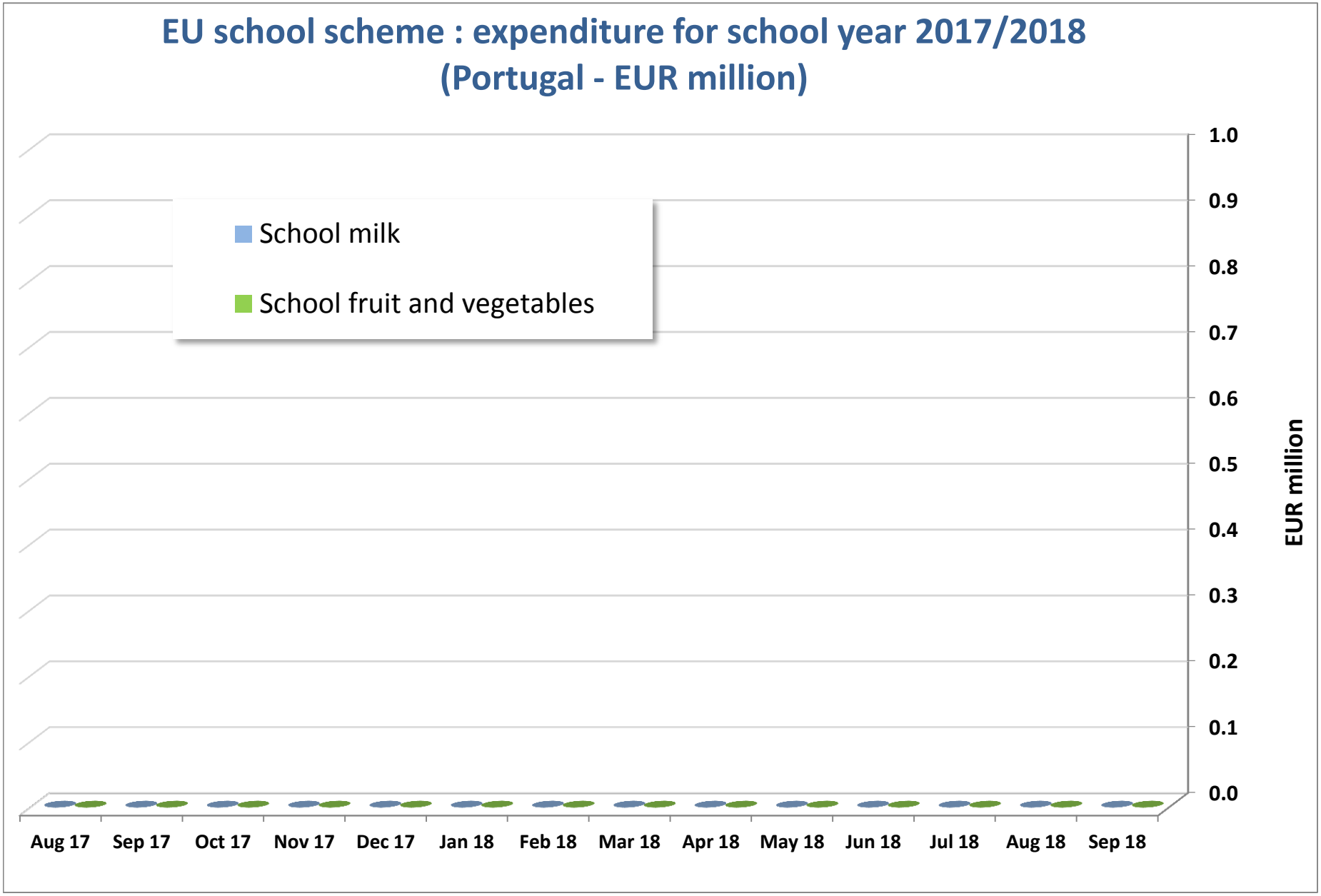
EU school scheme : expenditure for school year 2017/2018
(Portugal - EUR million)
School milk
School fruit and vegetables
1.0
0.9
0.8
0.7
0.6
0.5
0.4
0.3
0.2
0.1
0.0
EUR million
Aug 17
Sep 17
Oct 17
Nov 17
Dec 17
Jan 18
Feb 18
Mar 18
Apr 18
May 18
Jun 18
Jul 18
Aug 18
Sep 18

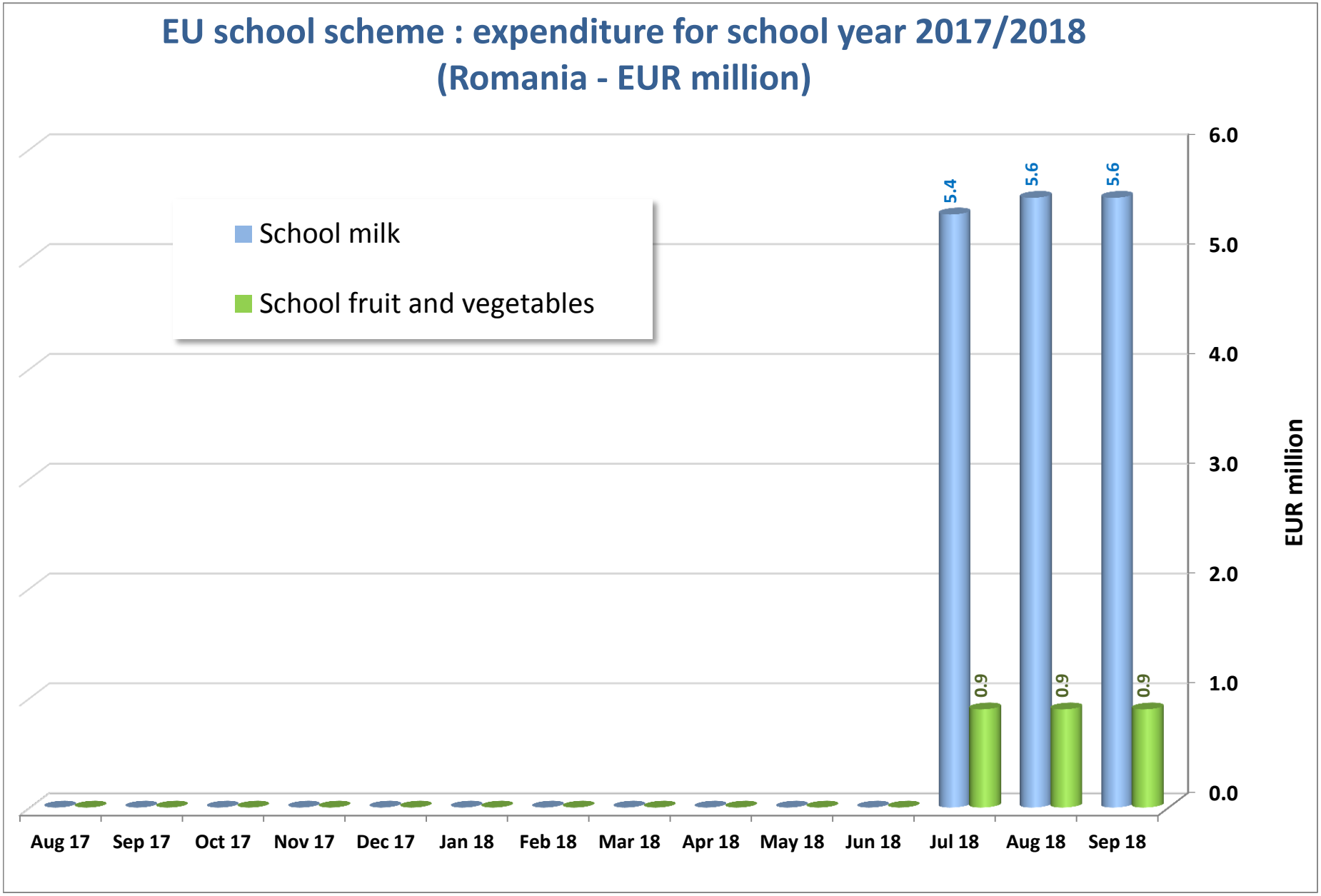
EU school scheme : expenditure for school year 2017/2018
(Romania - EUR million)
School milk
School fruit and vegetables
5.4
5.6
5.6
0.9
0.9
0.9
6.0
5.0
4.0
3.0
2.0
1.0
0.0
EUR million
Aug 17
Sep 17
Oct 17
Nov 17
Dec 17
Jan 18
Feb 18
Mar 18
Apr 18
May 18
Jun 18
Jul 18
Aug 18
Sep 18

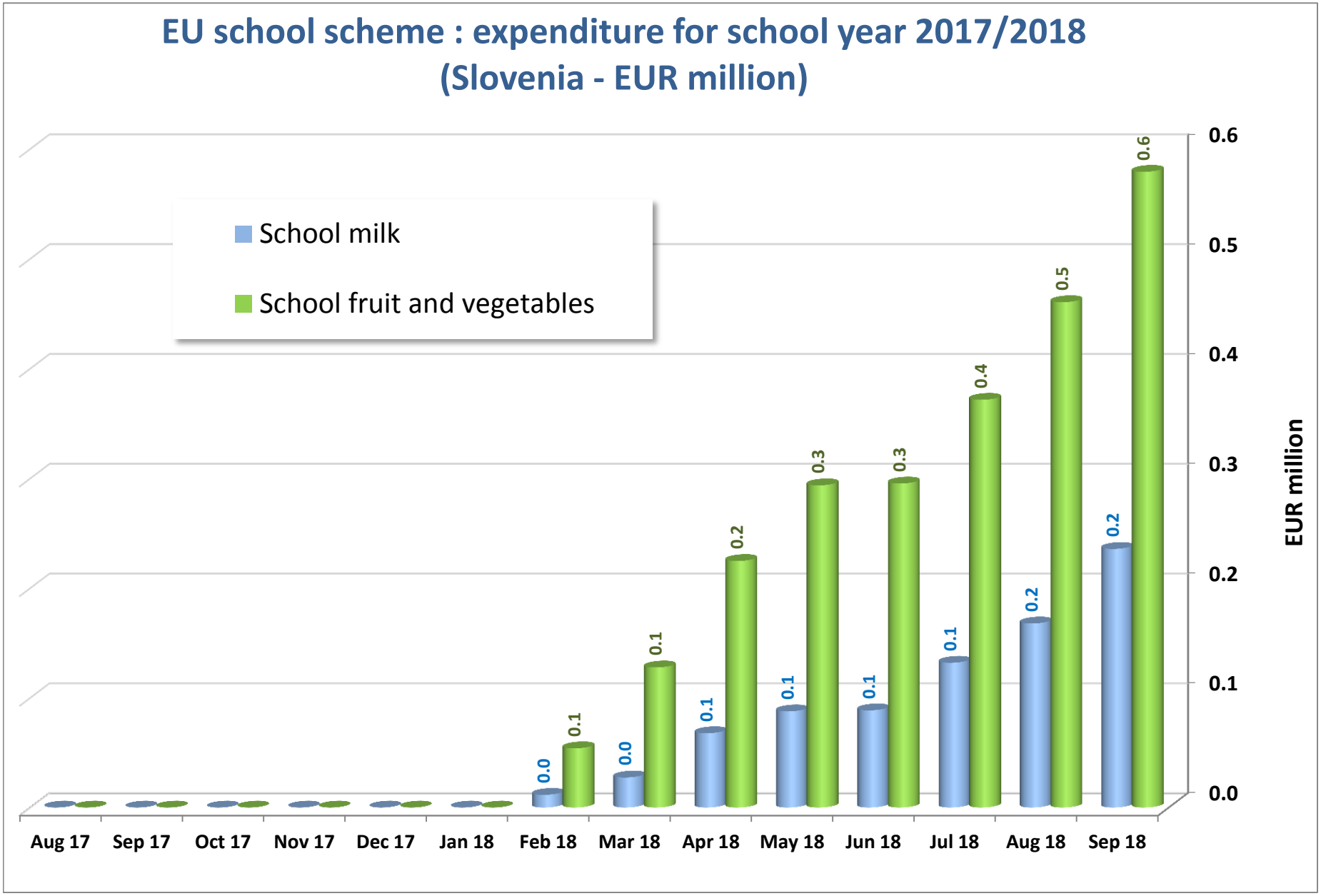
EU school scheme : expenditure for school year 2017/2018
(Slovenia - EUR million)
School milk
School fruit and vegetables
EUR million
0.6
0.5
0.4
0.3
0.2
0.1
0.0
Aug 17
Sep 17
Oct 17
Nov 17
Dec 17
Jan 18
Feb 18
Mar 18
Apr 18
May 18
Jun 18
Jul 18
Aug 18
Sep 18
0.0
0.1
0.0
0.1
0.1
0.2
0.1
0.3
0.1
0.3
0.1
0.4
0.2
0.5
0.2
0.6

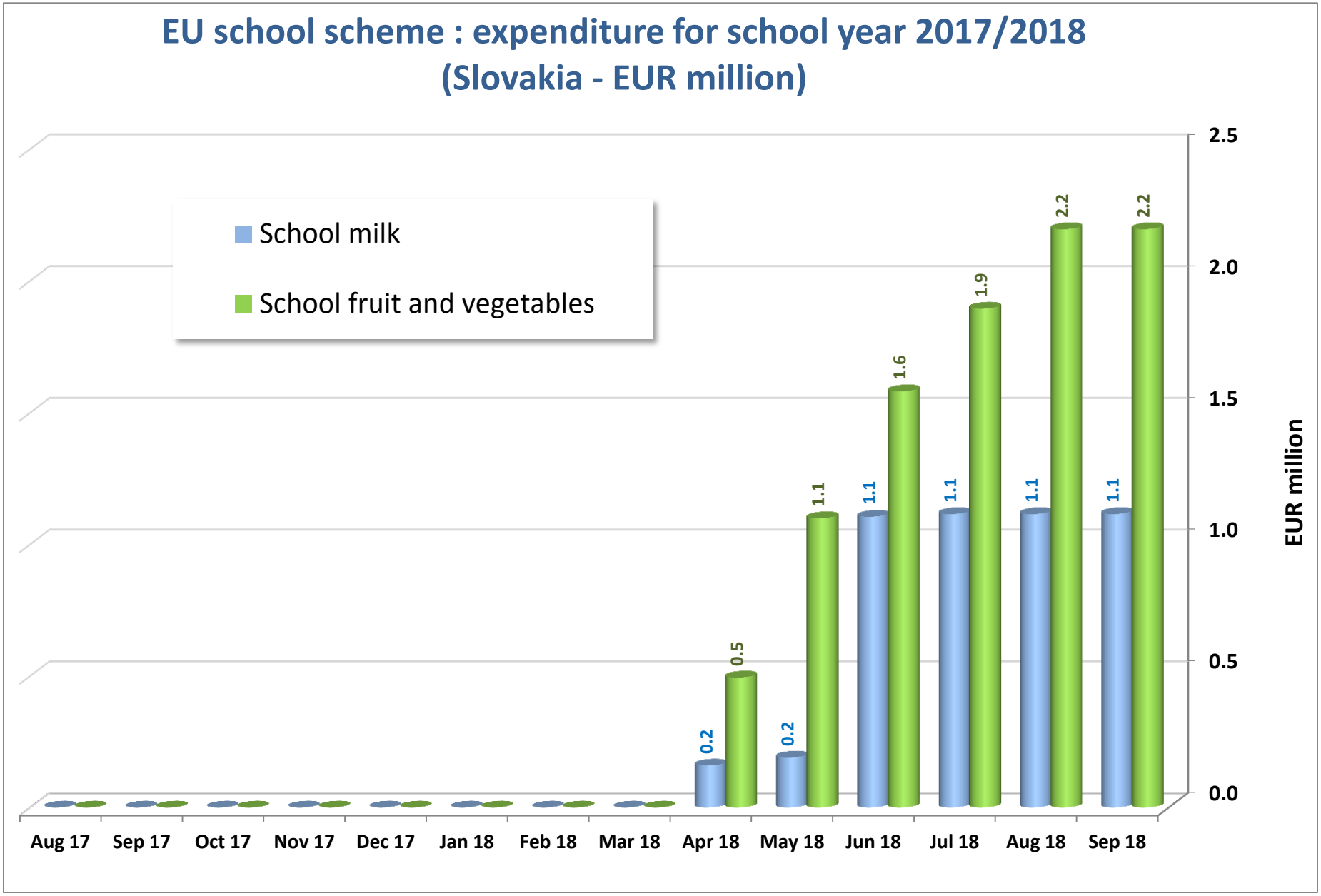
EU school scheme : expenditure for school year 2017/2018
(Slovakia - EUR million)
School milk
School fruit and vegetables
2.5
2.0
1.5
1.0
0.5
0.0
EUR million
0.2
0.5
0.2
1.1
1.1
1.6
1.1
1.9
1.1
2.2
1.1
2.2
Aug 17
Sep 17
Oct 17
Nov 17
Dec 17
Jan 18
Feb 18
Mar 18
Apr 18
May 18
Jun 18
Jul 18
Aug 18
Sep 18

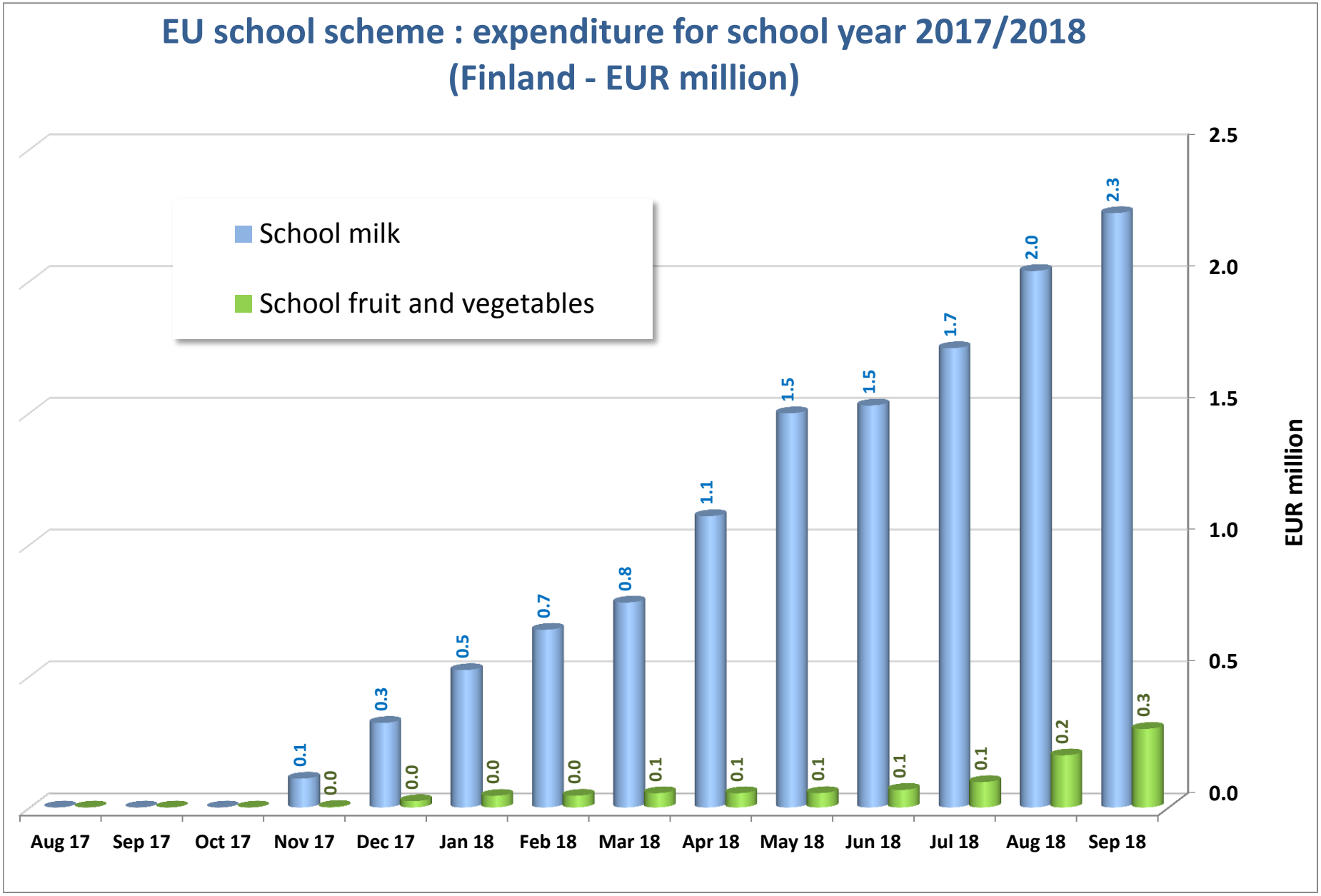
EU school scheme : expenditure for school year 2017/2018
(Finland - EUR million)
School milk
School fruit and vegetables
EUR million
2.5
2.0
1.5
1.0
0.5
0.0
0.1
0.0
0.3
0.0
0.5
0.0
0.7
0.0
0.8
0.1
1.1
0.1
1.5
0.1
1.5
0.1
1.7
0.1
2.0
0.2
2.3
0.3
Aug 17
Sep 17
Oct 17
Nov 17
Dec 17
Jan 18
Feb 18
Mar 18
Apr 18
May 18
Jun 18
Jul 18
Aug 18
Sep 18

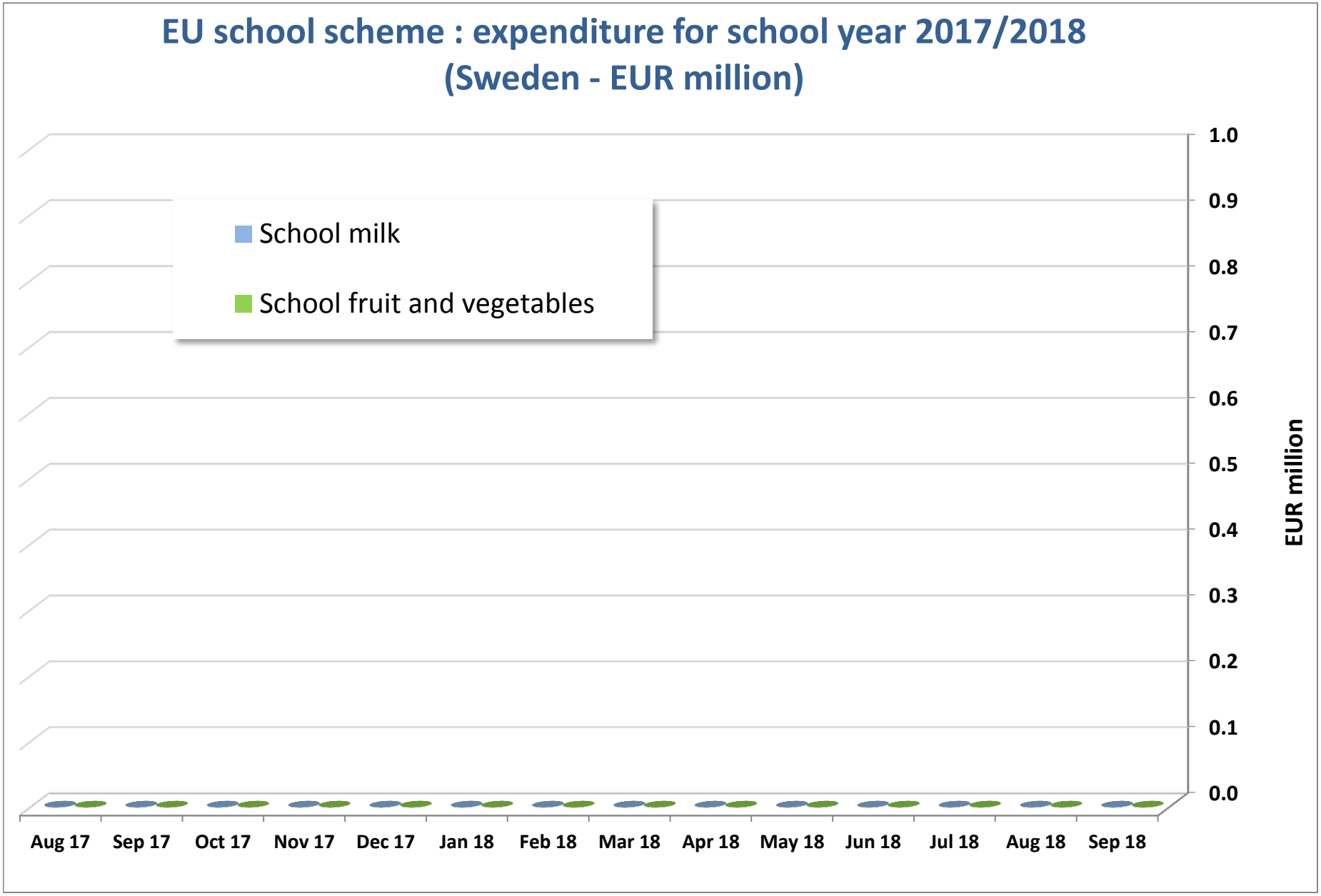
EU school scheme : expenditure for school year 2017/2018
(Sweden - EUR million)
School milk
School fruit and vegetables
1.0
0.9
0.8
0.7
0.6
0.5
0.4
0.3
0.2
0.1
0.0
EUR million
Aug 17
Sep 17
Oct 17
Nov 17
Dec 17
Jan 18
Feb 18
Mar 18
Apr 18
May 18
Jun 18
Jul 18
Aug 18
Sep 18

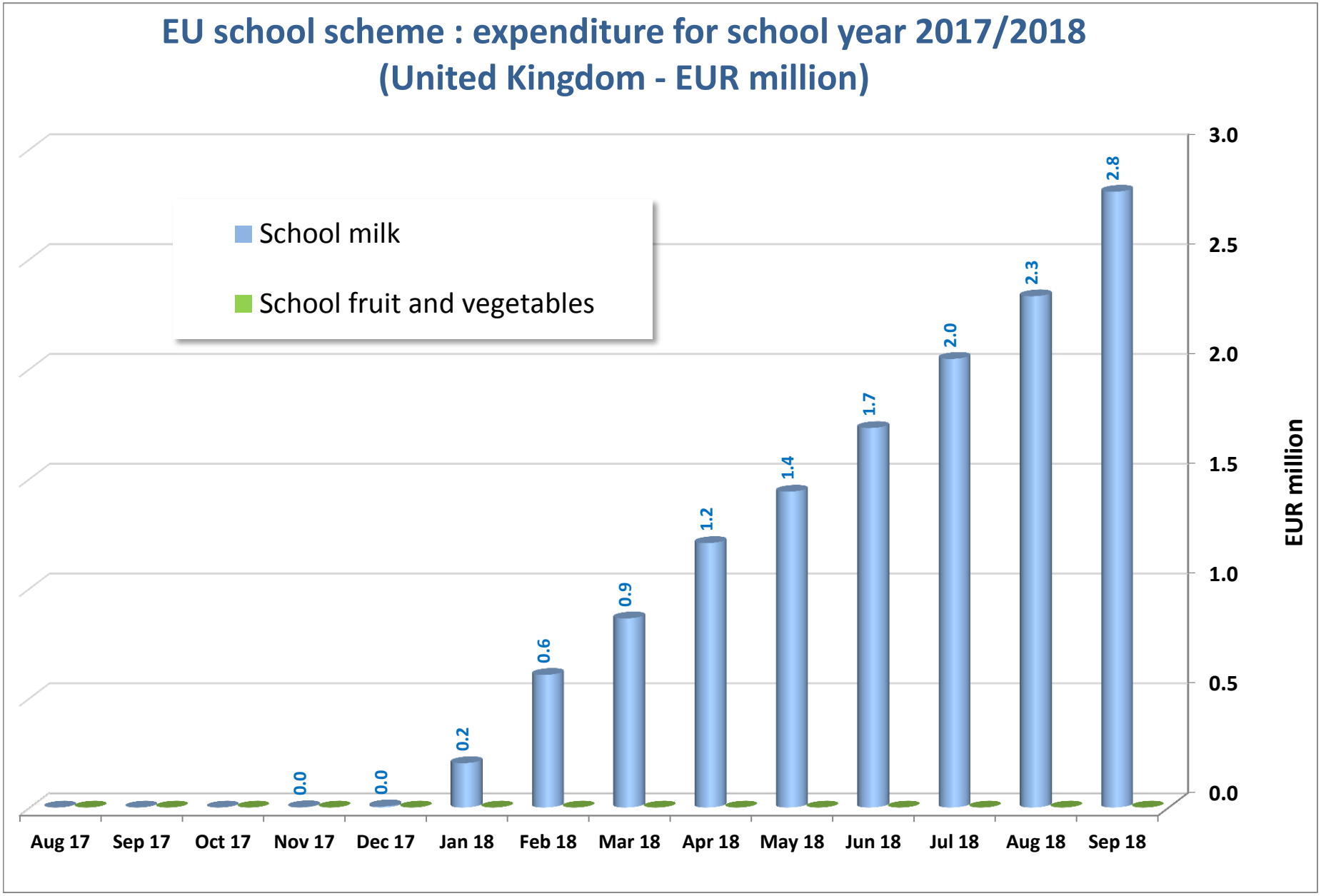
EU school scheme : expenditure for school year 2017/2018
(United Kingdom - EUR million)
School milk
School fruit and vegetables
EUR million
3.0
2.5
2.0
1.5
1.0
0.5
0.0
0.0
0.0
0.2
0.6
0.9
1.2
1.4
1.7
2.0
2.3
2.8
Aug 17
Sep 17
Oct 17
Nov 17
Dec 17
Jan 18
Feb 18
Mar 18
Apr 18
May 18
Jun 18
Jul 18
Aug 18
Sep 18