European Commission

MAIDON TUOTTAJAHINTA JÄSENMAITTAIN

Data completed up to : *Aug-2024*

4/10/2024

EU PRICES of COW's RAW MILK in EURO/100 kg

Source: Regulation (EU) No 2017/1185 Article 12(a) - Annex II.4(a) (prices of raw milk at real fat and protein content paid to milk producers)

	Belgium	Bulgaria	Czech Rep.	Denmark	Germany	Estonia	Ireland	Greece	Spain	France	Croatia	Italy	Cyprus	Latvia	Lihtuania	Luxembourg	Hungary	Malta	Netherlands	Austria	Poland	Portugal	Romania	Slovenia	Slovakia	Finland	Sweden	**EU** *(without UK)*	% EU (without UK) compared to previous month (*)	
2022m06	54.86	40.82	44.46	55.65	51.73	45.78	55.45	51.90	42.52	43.84	41.09	48.19	57.04	48.60	51.88	c	40.42	61.90	56.50	47.97	49.24	38.19	44.58	43.92	41.86	47.39	49.77	**49.40**	+ 2.9%	Jun-22
2022m07	55.50	42.12	45.99	57.78	54.40	46.74	57.78	54.43	44.95	44.12	41.18	48.19	57.26	49.61	51.24	c	42.42	61.68	60.00	51.11	49.50	40.14	49.10	45.72	43.60	49.26	52.24	**51.08**	+ 3.4%	Jul-22
2022m08	56.22	43.32	47.10	58.88	56.19	48.02	59.73	56.09	46.21	44.85	43.22	50.98	62.09	49.77	51.23	c	45.22	61.90	60.00	52.37	50.88	40.49	46.07	47.86	45.28	50.12	53.85	**52.37**	+ 2.5%	Aug-22
2022m09	57.98	45.87	48.63	58.90	58.59	50.05	64.29	58.12	48.06	46.28	44.28	54.34	62.90	49.26	52.65	c	47.90	63.36	61.25	54.83	53.18	43.72	53.02	50.88	47.12	52.84	54.85	**54.53**	+ 4.1%	Sep-22
2022m10	59.06	50.06	50.50	59.96	60.56	51.89	68.47	58.96	53.98	48.26	49.38	55.35	63.90	49.21	55.25	c	48.92	62.95	62.25	57.08	54.73	52.01	53.82	53.60	49.33	55.41	56.70	**56.64**	+ 3.9%	Oct-22
2022m11	58.29	51.23	52.89	61.43	61.55	53.21	69.24	59.61	56.99	48.85	48.41	55.35	64.42	49.05	54.62	c	52.51	62.67	62.25	58.88	58.36	54.38	58.48	54.95	50.78	55.58	58.33	**57.77**	+ 2.0%	Nov-22
2022m12	58.13	51.75	54.28	61.45	61.72	54.42	68.18	57.30	57.96	49.51	55.89	57.40	64.33	48.33	50.94	c	54.55	61.67	62.51	59.78	59.39	54.85	58.56	55.40	51.38	55.18	58.43	**58.25**	+ 0.8%	Dec-22
2023m01	53.77	51.16	54.33	60.36	58.29	52.22	59.34	57.75	58.16	49.80	51.67	57.17	65.06	42.89	44.37	c	56.49	61.04	60.00	58.92	51.59	54.37	58.27	53.73	51.05	54.79	55.90	**55.74**	- 4.3%	Jan-23
2023m02	49.12	49.45	52.88	57.36	54.08	49.18	54.38	56.12	58.54	49.95	51.47	57.40	65.36	34.01	36.84	c	56.32	60.55	56.00	57.46	48.06	54.13	56.85	51.49	49.70	55.07	54.01	**53.34**	- 4.3%	Feb-23
2023m03	45.67	47.57	49.89	53.32	49.74	47.73	45.84	54.25	57.77	48.51	51.11	54.86	64.69	34.37	38.17	c	53.06	61.27	50.50	55.62	47.66	53.92	53.56	48.78	48.47	55.22	51.06	**50.27**	- 5.7%	Mar-23
2023m04	43.61	43.63	48.45	47.24	46.54	45.21	41.66	52.38	54.37	46.93	50.68	53.73	64.26	34.72	37.92	c	50.04	61.76	44.75	54.48	46.72	53.56	48.05	46.08	46.31	54.73	46.13	**47.52**	- 5.5%	Apr-23
2023m05	41.89	42.28	45.78	43.76	44.30	42.61	40.79	50.53	52.72	45.37	50.33	51.60	63.95	34.39	35.78	c	46.27	62.20	43.25	51.97	45.62	49.35	35.14	43.75	44.42	52.50	41.75	**45.49**	- 4.3%	May-23
2023m06	39.95	40.97	43.16	41.75	41.97	40.96	39.43	49.85	51.84	45.63	49.69	51.60	63.59	33.89	34.44	c	43.70	56.18	43.25	50.67	43.12	48.22	42.18	42.53	42.51	51.56	36.63	**44.30**	- 2.6%	Jun-23
2023m07	38.99	41.42	41.03	41.61	40.97	40.43	38.75	49.98	51.46	45.90	49.27	51.05	63.56	34.08	34.10	c	40.44	56.41	43.25	48.73	42.16	45.96	44.43	42.12	41.17	51.15	36.65	**43.73**	- 1.3%	Jul-23
2023m08	38.70	41.46	40.04	41.60	40.98	39.73	38.32	51.48	50.29	46.49	48.68	49.46	63.54	36.00	33.87	c	39.32	56.08	43.25	48.59	41.72	45.95	44.98	42.73	40.84	51.31	36.41	**43.54**	- 0.4%	Aug-23
2023m09	38.04	41.76	39.92	41.58	41.35	40.35	40.01	51.02	50.00	46.83	48.42	48.68	63.89	34.17	35.16	c	39.80	57.25	41.45	47.44	41.09	46.39	41.68	42.76	40.87	49.50	36.53	**43.39**	- 0.4%	Sep-23
2023m10	38.66	42.14	40.71	41.69	42.99	41.14	42.34	51.83	50.19	47.45	48.77	48.33	63.81	35.25	38.93	c	40.64	56.61	41.00	47.88	43.74	44.64	44.18	43.55	41.74	50.66	38.93	**44.34**	+ 2.2%	Oct-23
2023m11	40.57	42.46	41.99	41.70	44.47	42.06	43.41	52.36	50.68	47.38	48.78	48.55	64.16	36.81	41.96	c	42.08	56.40	42.25	48.32	47.74	44.70	44.77	44.73	43.18	51.53	39.59	**45.44**	+ 2.5%	Nov-23
2023m12	43.28	44.09	43.31	42.65	45.45	42.69	44.19	52.59	50.58	47.34	49.26	49.78	64.90	38.35	43.67	c	42.43	55.74	46.31	49.42	49.44	44.56	44.86	45.84	44.09	50.79	41.51	**46.58**	+ 2.5%	Dec-23
2024m01	43.63	44.77	43.34	45.19	45.89	42.66	43.41	52.67	50.19	47.04	48.82	48.58	64.91	39.32	43.91	c	43.11	56.32	46.31	48.52	47.64	44.27	45.83	45.22	44.00	49.78	44.25	**46.45**	- 0.3%	Jan-24
2024m02	43.40	44.66	42.50	45.21	45.66	42.66	44.67	52.62	50.00	46.84	48.39	49.55	65.02	39.37	42.20	c	42.40	55.77	46.00	48.45	47.65	43.80	45.87	44.78	44.11	47.57	43.82	**46.39**	- 0.1%	Feb-24
2024m03	43.85	44.14	42.46	46.13	45.99	42.87	43.12	52.47	49.61	46.57	48.16	49.71	64.61	39.50	42.31	c	42.06	55.75	46.50	48.93	47.83	43.83	45.67	44.35	42.82	47.30	44.59	**46.44**	+ 0.09%	Mar-24
2024m04	43.79	43.54	42.84	46.12	45.88	42.24	42.54	52.25	47.38	46.04	47.83	49.55	63.76	39.27	40.21	c	42.32	56.10	46.75	49.40	47.58	43.60	42.11	44.48	42.07	47.07	43.67	**46.09**	- 0.7%	Apr-24
2024m05	43.34	43.11	43.63	46.65	45.70	42.01	43.31	52.38	46.99	45.76	47.60	50.00	63.74	39.10	38.38	c	42.52	56.11	47.25	48.95	46.28	43.44	41.81	43.70	41.82	46.39	43.04	**45.97**	- 0.3%	May-24
2024m06	46.68	42.96	43.90	47.06	45.85	41.42	44.48	52.11	46.41	45.94	47.07	49.70	63.62	38.88	37.24	c	41.61	61.94	47.75	49.20	45.52	43.26	41.23	43.70	41.58	45.24	43.72	**46.12**	+ 0.32%	Jun-24
2024m07	43.86	43.23	43.23	47.99	46.37	41.26	47.49	52.80	45.92	46.54	46.56	50.28	63.15	38.64	36.99	c	41.85	61.81	48.00	48.99	45.86	43.14	41.36	43.66	41.70	45.07	43.89	**46.46**	+ 0.9%	Jul-24
2024m08	44.76	43.65	43.75	48.78	47.44	41.42	50.99	53.11	45.92	46.38	46.96	52.04	63.27	38.56	39.02	c	42.22	62.45	49.25	49.31	47.42	43.30	44.97	43.58	41.87	45.62	44.79	**47.38**	+ 2.2%	Aug-24
2024m09	51.47	43.83	43.81	49.87	47.44	42.00	50.99	53.30	45.92	47.22	47.33	52.04	63.27	39.36	44.37	c	42.24	62.45	51.00	50.40	47.93	43.30	45.03	44.78	39.45	45.80	45.79	**47.45**	+ 1.5%	Sep-24

: Estimations DG AGRI-E3 n/a: not provided by MS : Estimations based on National statistics c: confidential : "estimated" prices by MS (indicator of price movement, not to be relied upon to forecast prices)

Price of Aug 24 compared to :

	BE	BG	CZ	DK	DE	EE	IE	GR	ES	FR	HR	IT	CY	LV	LT	LU	HU	MT	NL	AT	PL	PT	RO	SI	SK	FI	SE	EU (without UK)
Jul 24	+ 2.1%	+ 1.0%	+ 1.2%	+ 1.6%	+ 2.3%	+ 0.4%	+ 7.4%	+ 0.6%	idem	- 0.3%	+ 0.9%	+ 3.5%	+ 0.2%	- 0.2%	+ 5.5%	-	+ 0.9%	+ 1.0%	+ 2.6%	+ 0.7%	+ 3.4%	+ 0.4%	+ 8.7%	- 0.2%	+ 0.4%	+ 1.2%	+ 2.1%	**+ 2.0%**
Aug 23	+ 15.7%	+ 5.3%	+ 9.3%	+ 17.3%	+ 15.8%	+ 4.3%	+ 33.1%	+ 3.2%	- 8.7%	- 0.2%	- 3.5%	+ 5.2%	- 0.4%	+ 7.1%	+ 15.2%	-	+ 7.4%	+ 11.4%	+ 13.9%	+ 1.5%	+ 13.7%	- 5.8%	- 0.0%	+ 2.0%	+ 2.5%	- 11.1%	+ 23.0%	**+ 8.8%**

	BE	BG	CZ	DK	DE	EE	IE	GR	ES	FR	HR	IT	CY	LV	LT	LU	HU	MT	NL	AT	PL	PT	RO	SI	SK	FI	SE	EU (without UK)
2015-2023 evolution																												

Red lines show maximum values

MAIDON TUOTTAJAHINTA

Milk Prices paid to the Producers

EU (weight. avg.)

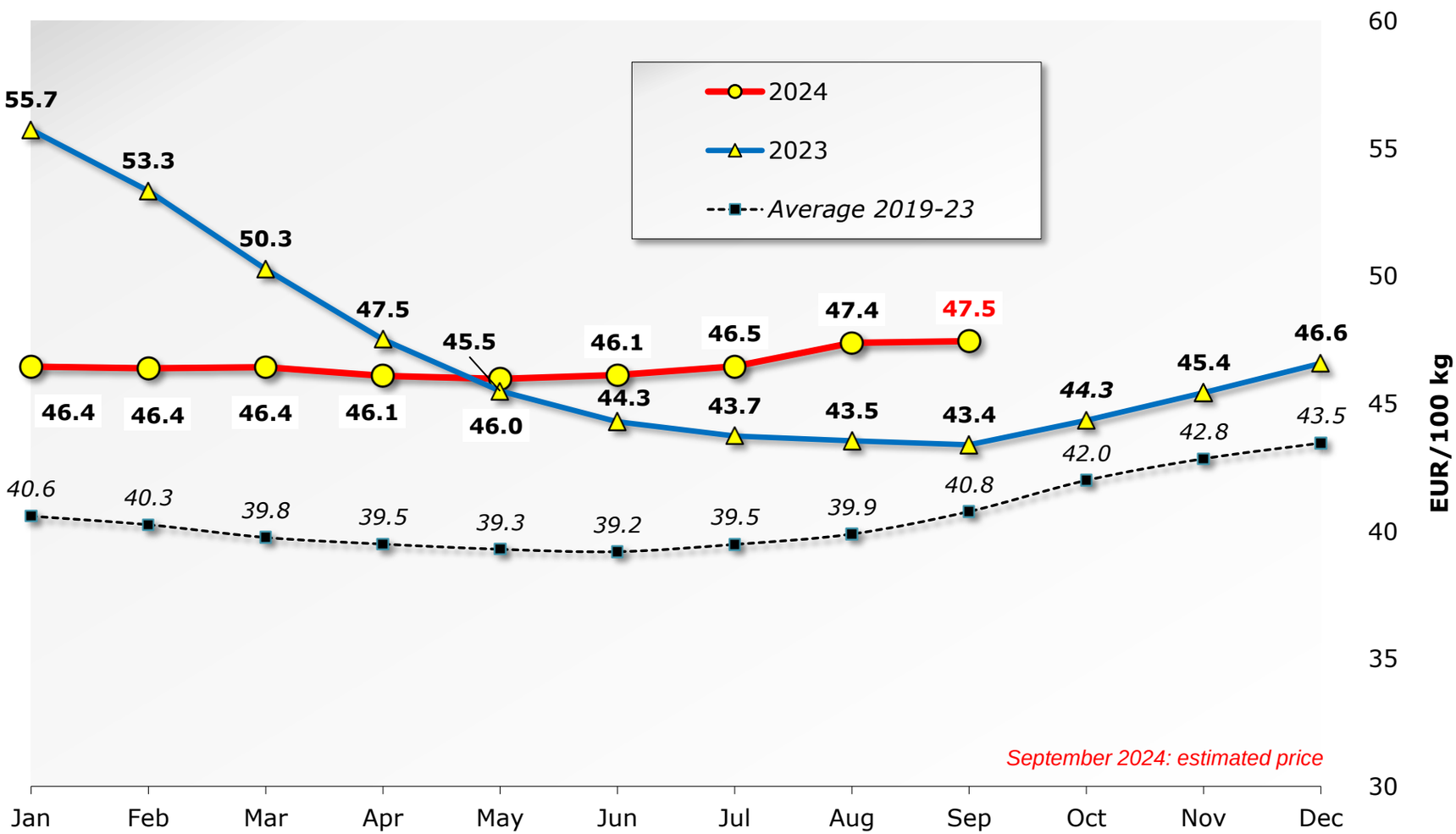

Source : Member States Reg. (EU) No 2017/1185 Article 12(a) - Annex II.4(a))

Maidon hinnan muutos elokuu 2023 ja 2024 välillä

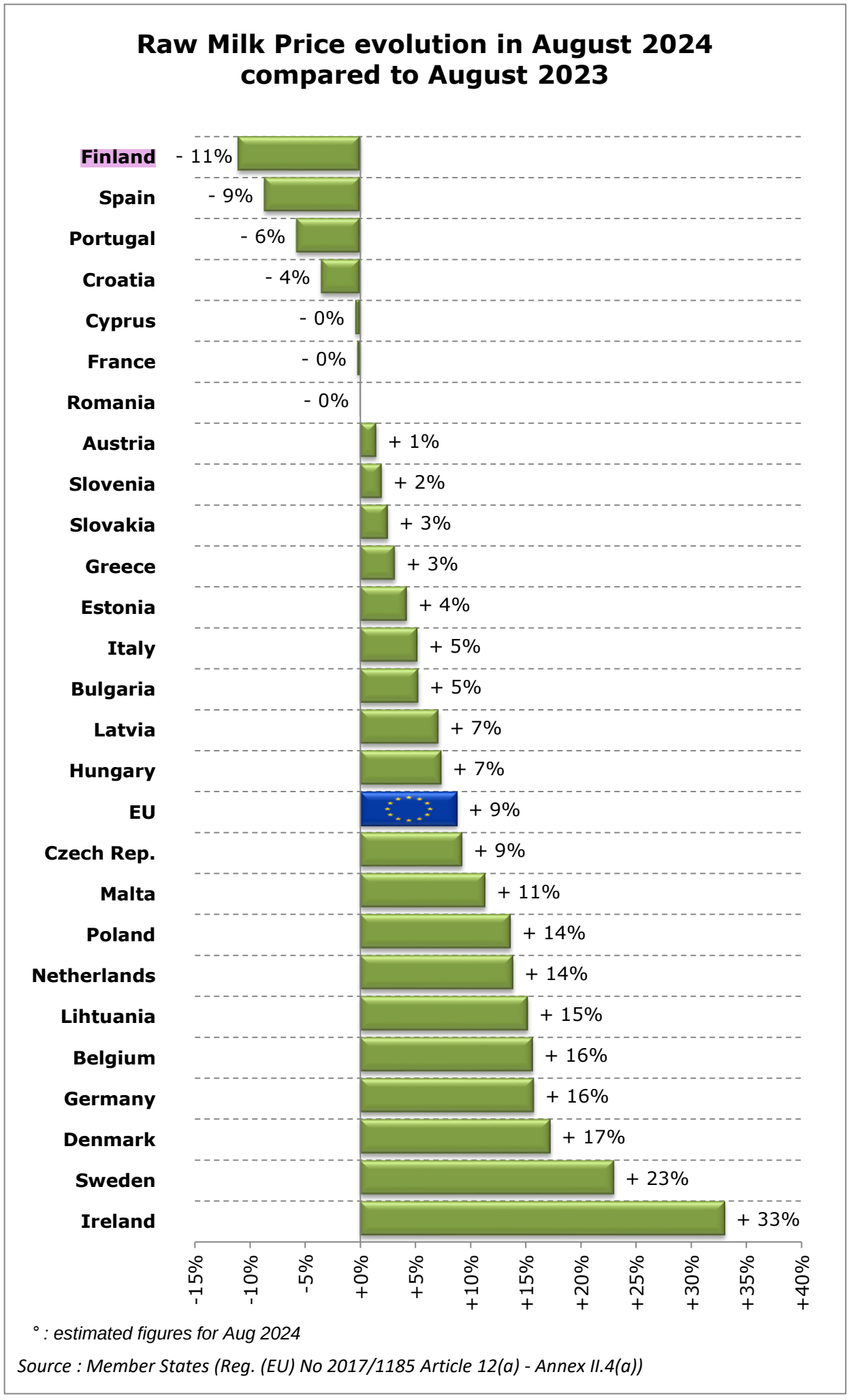

° : estimated figures for Aug 2024

Source : Member States (Reg. (EU) No 2017/1185 Article 12(a) - Annex II.4(a))

Maidon tuottajahinta ja voin ja rasvattoman jauheen hinnasta johdettu hinta

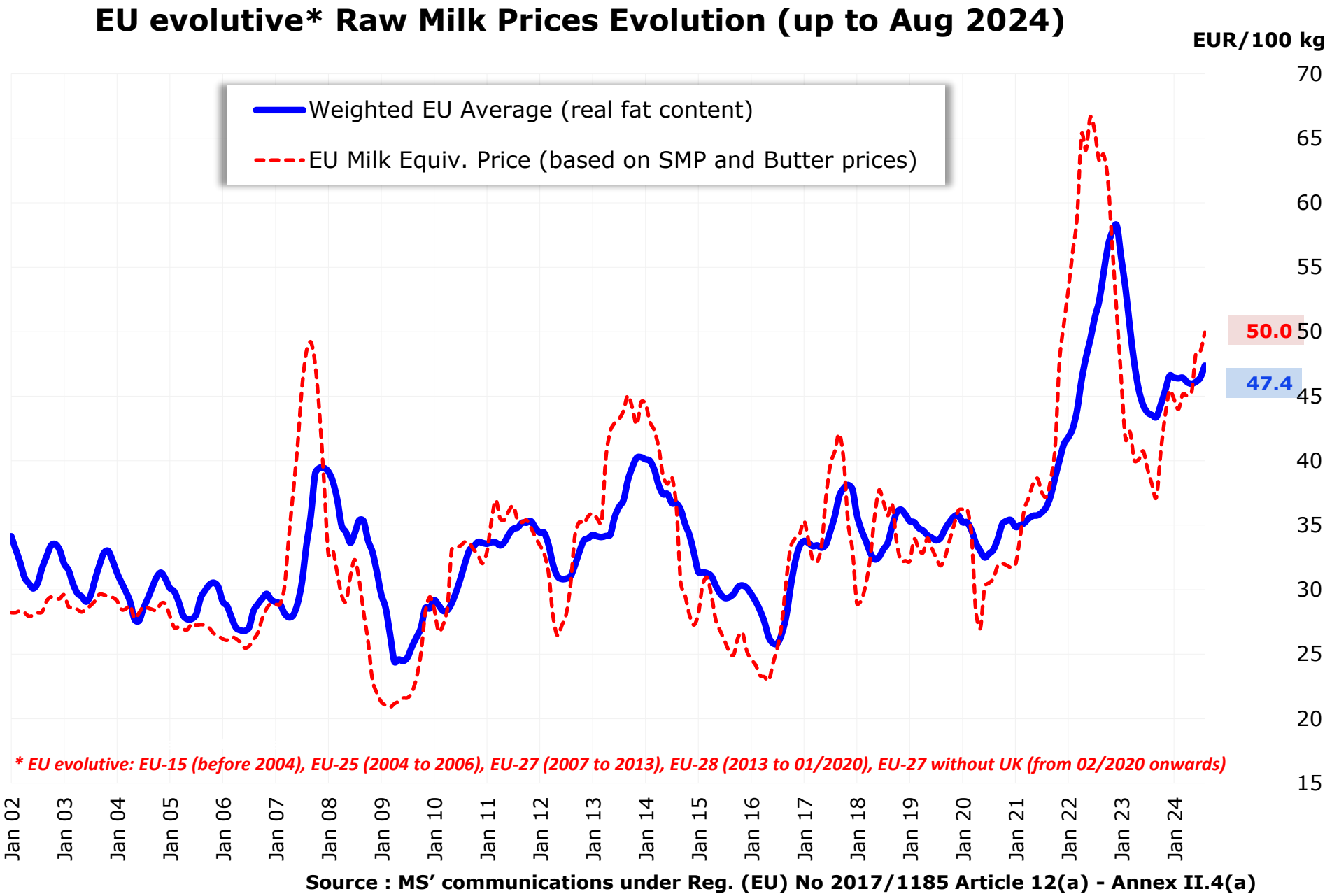

Source : MS' communications under Reg. (EU) No 2017/1185 Article 12(a) - Annex II.4(a)

MAIDON HINTA ELOKUUSSA 2024 ja 2023

EU MILK PRICES

(Aug 2024 vs Aug 2023)

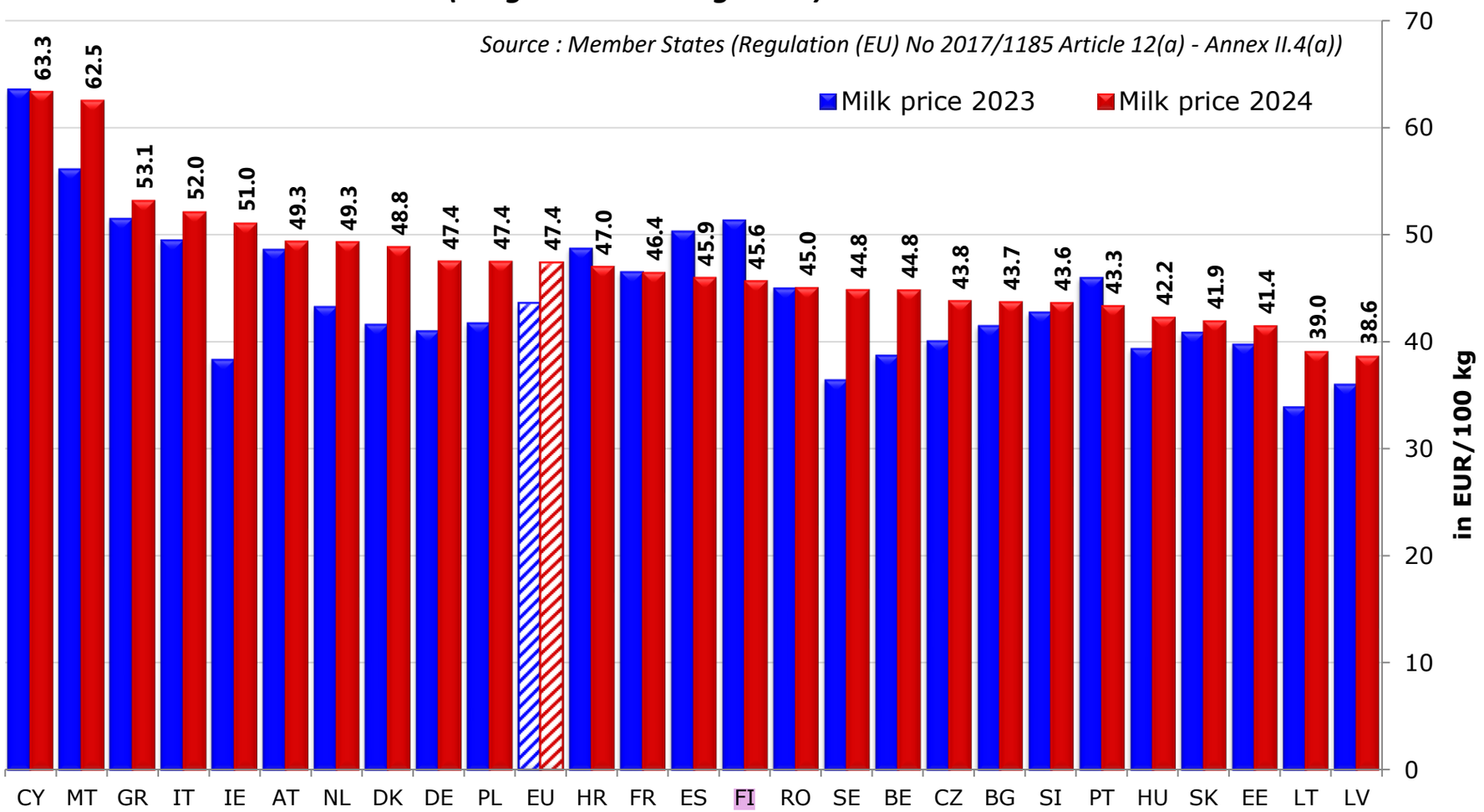

° : estimated figures for Aug 2024

LUOMUMAIDON TUOTTAJAHINTA

EU Organic cow's milk prices

August 2024

Source : Member States (Regulation (EU) No 2017/1185 Article 12(a) - Annex II.4(a))

