


# ONLINE SECURITY IN THE HOME

Here are **five key pieces of advice** you can use to help manage and control your in-home digital devices and the data they share.


ONE

**Set a new router password.**  
Your home router is your online front door. To help protect data always change the admin password the router comes out of the box with. Default log-in settings are often available online.




TWO

**Use a VPN.**  
A VPN (Virtual Private Network) protects you by encrypting your data and masking your IP address. It can keep you secure online and safeguard you when using public Wi-Fi.




THREE

**Keep conversations private.**  
Opt-out of transcript recording to prevent your smart speaker from capturing spoken data. You can review and delete your communications' logs and data on most devices too.




FOUR

**Update online devices.**  
Keep your home internet-connected devices up to date to ensure they are protected. Updating to the latest version can improve security and open up new features.



FIVE

**Erase unused equipment.**  
Wipe the hard disk of old and unused devices before you dispose of them. It may be worth buying some data-wiping software or taking your hardware to a specialist to erase it for you.



If you would like to know more about online security and protecting your data at home please read our free booklet **Securing your home**. [CLICK HERE](#) 