

Using Pitchero Website

Registration

Browse to: <http://www.roehamptoncricketclub.com/>

1. Click "Join Website"

2. Provide information (for parent - not child)

3. Click tick box for "Parent"

**4. Select appropriate Team from drop down.
In Notes box provide full name, school year and date of birth**

You will receive an email with links to validate your email address – you **MUST** complete this step, or you will not receive email from the website advising of match selection and other news.

Within a few days, a club official will review and validate your application. We will also create a player record for our child and associate it to your parent account.

Please also ensure that you Complete a registration form (hand to a coach)

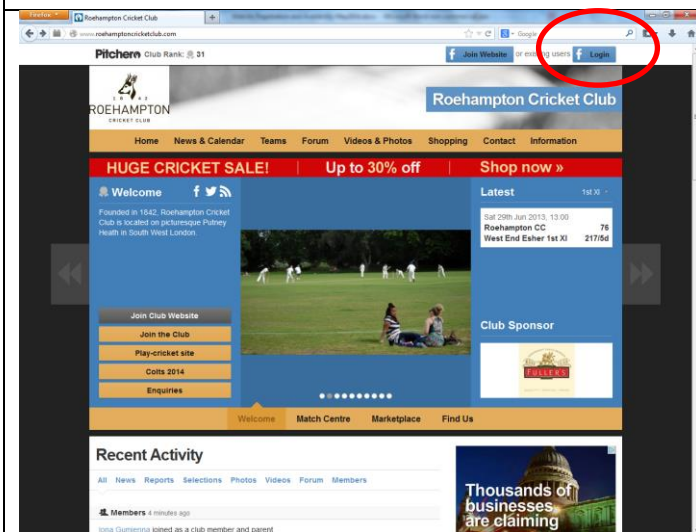
& pay subs (details on registration form)

<http://www.roehamptoncricketclub.com/d/documents.html>

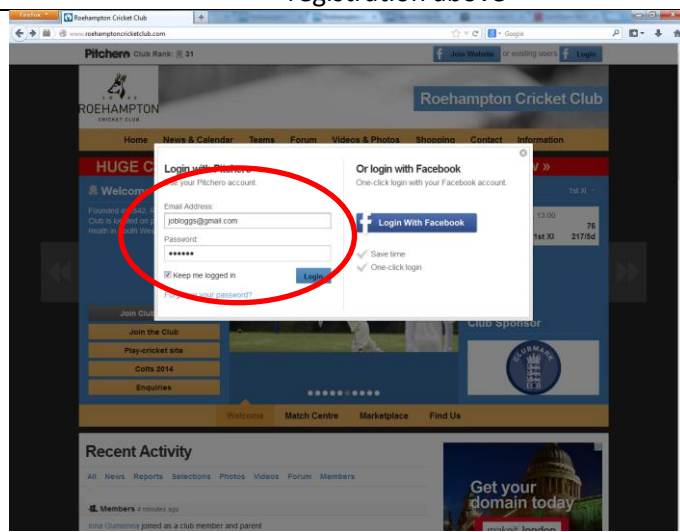
<http://files.pitchero.com/clubs/16182/Juniormembership-form-Feb2014.pdf>

Setting Match Availability

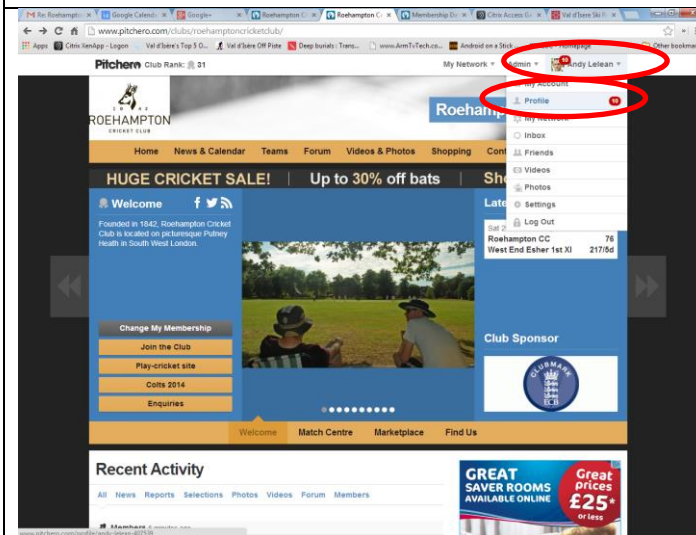
1. Log in.....



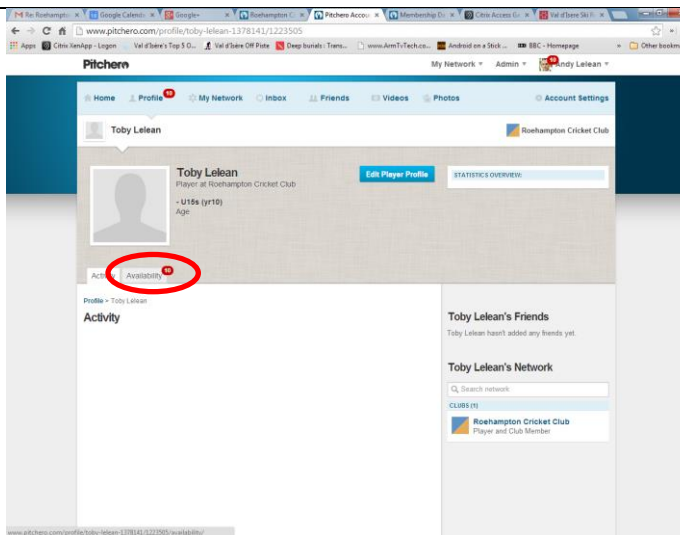
2. Using parents details provided during registration above



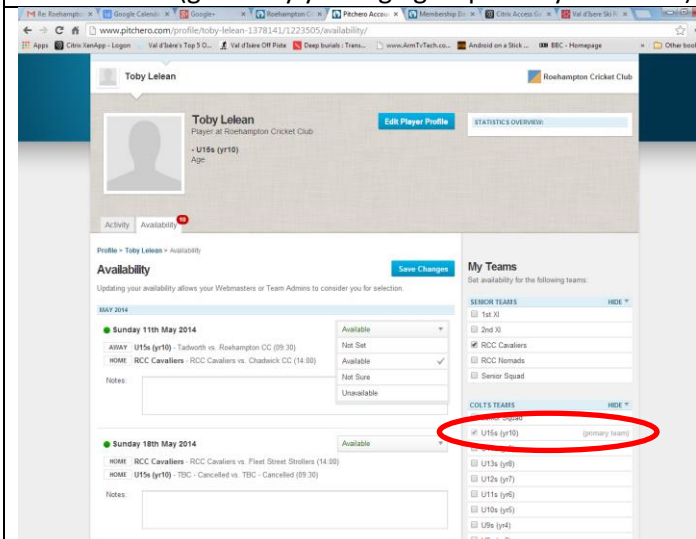
3. Click on your name in top right and select "Profile"



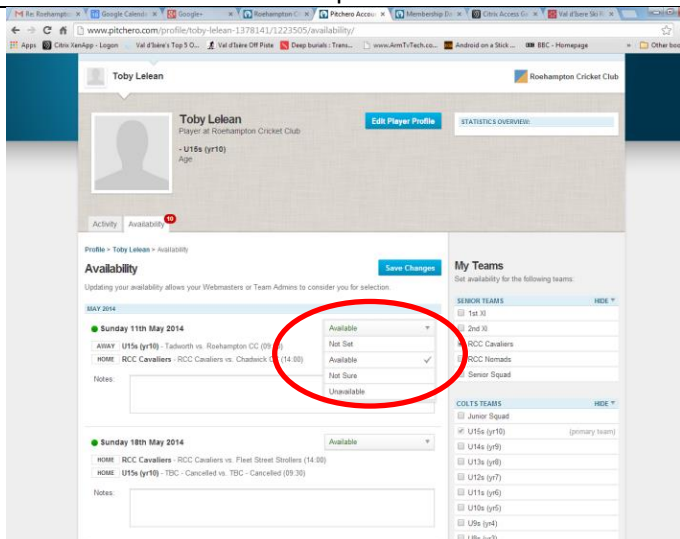
4. and the Select "Availability" tab



5. Ensure correct teams are ticked on right hand side (generally your age group AND year above)



6. Then set availability from drop down Scroll down and repeat for ALL fixtures.



Selection & Confirmation

5 days prior to each match, the team manager will select a team from those who have been marked as available, you will receive an email notification of selection (from Pitchero), please ensure that you follow the links to **confirm** selection (if you do not do so, the team manager may cancel your selection and to select other players).

Please ensure that you are at the match location at least 30 minutes before the time that the match is due to commence.

Mobile App

There is a **"Pitchero"** Android and iPhone app which allows you to do team selections, confirmations and review match details on the move.

Extra teams can be added as follows:

(U8 & U9 players will need to ensure they have selected the U10 team).

Menu >> Settings >> Tick teams you want to be able to see.