


1. Open your browser (example Chrome or Firefox or Internet Explorer or Edge)
2. Go to the club's URL/Website : www.edenbridgerugby.co.uk
3. Click on 'Join'



4. Fill in Your details. These are your details as a parent. Your child's details as a player will be entered later.

Pitchero [Join this club](#) [Login](#)

Already have an account? [Login](#)

Join Edenbridge Rugby Football Club

Signing up for your child?
Please enter **your details** below to register as a parent. You will add your child's details later in the process.

First name

Last name

Email

Password

Telephone (Optional)

Date of birth

[Join this club](#)

Or [Join via Facebook](#)

Get these amazing benefits

- Check out the latest news with the Club App
- Confirm your selection online in seconds
- Access private team videos and photos
- Contribute to private forums and leave comments
- Make club payments online
- Receive club news direct to your inbox

5. Click 'Join this Club'
6. Required - Read and accept(tick the box) the Terms of services for Pitchero; read the Edenbridge consent and tick the box; Pitchero partners checkbox is optional; I'm not a Robot is required – then click 'Next'

Join Edenbridge Rugby Football Club

Signing up for your child?

Please enter **your details** below to register as a parent. You will add your child's details later in the process.

Terms of Service Required

I agree to the Pitchero **Terms of Service** and give consent for my data to be stored, processed and shared by Pitchero in accordance with their **Privacy Policy** for the purpose of providing and improving the Pitchero platform. From time to time we may contact you regarding your account with us and with details of our product range and services which may be of interest via email, post, telephone or text message. You can unsubscribe at any time by clicking the unsubscribe link in any email footer or by emailing support@pitchero.com

Edenbridge Rugby Football Club Consent Required

I consent to my data being stored and processed by Edenbridge Rugby Football Club for use in their management system which helps to organise the playing and enjoyment of sport for its members.

Pitchero Partners Optional

From time to time, we would like to contact you via email with details of products and services offered by sports focused brands, and ask you to participate in related market research. If you consent to us contacting you for this purpose (or a third party organisation engaged to contact you on our behalf) please check the box. Allowing information from Pitchero Partners helps to keep Pitchero's fees low and saves money for your club/league/county. You can unsubscribe at any time by clicking the unsubscribe link in any email footer or by emailing support@pitchero.com

I'm not a robot



Next

Or Join via Facebook

Get these amazing benefits

- Check out the latest news with the Club App
- Confirm your selection online in seconds
- Access private team videos and photos
- Contribute to private forums and leave comments
- Make club payments online
- Receive club news direct to your inbox

7. Roles - Tick the Club Member box and the Parent box. Click 'Next Step'

Choose Roles - Edenbridge Rugby: x

pitchero.com/clubs/edenbridgerfc/join/choose-roles

Apply for roles? Skip

You're now registered at Edenbridge Rugby Football Club! Would you like to apply for any club roles?

- Club Member**
View private areas of the site including team selection, player stats, videos and photos.
- Player**
Manage availability and receive instant notifications when you've been selected to play.
- Coach**
View private areas of the site and download club coaching material.
- Parent**
Receive team updates direct to your inbox and manage availability for your children.
- Team Admin**
Manage fixtures, select match day squads and communicate with players and parents for your team.
- Webmaster**
Manage multiple aspects of the club website including Membership, Payments, Club Content and more!

Next step

8. Next screen, you enter your child's name. If he/she is already registered, their name will appear in a drop down list. If not, click on 'Click here if your child is not in the list'

Pitchero

Add your children to apply for the Parent role.

Q Frodo Baggins

[Click here if your child is not in the list.](#)

Skip parent application

9. Now enter your child's first and last names, and click in the 'Team' box to select the team he/she will be training with and playing for, which will appear in a drop down list. Default is 'Not a Player' but you want to change this to the relevant team. Click 'Add'

Add your children to apply for the Parent role.

First name

Last name

Team

Browser window: Add Children - Edenbridge Rugby | pitchero.com/clubs/edenbridge

Pitchero

Add your children to apply for the Parent role.

Team dropdown menu:

- vets
- Colts
- Academy
- Under 18
- Under 17
- Under 16
- Under 15
- Under 13
- Under 12
- Under 11
- Under 10
- Under 9
- Under 8
- Under 7** (highlighted in green)
- Bridge Broncos
- Not a player

10. If you are registering a second child, repeat the previous step, otherwise click 'Next step'

Pitchero

Add your children to apply for the Parent role.

Frodo Baggins (new member)

Remove

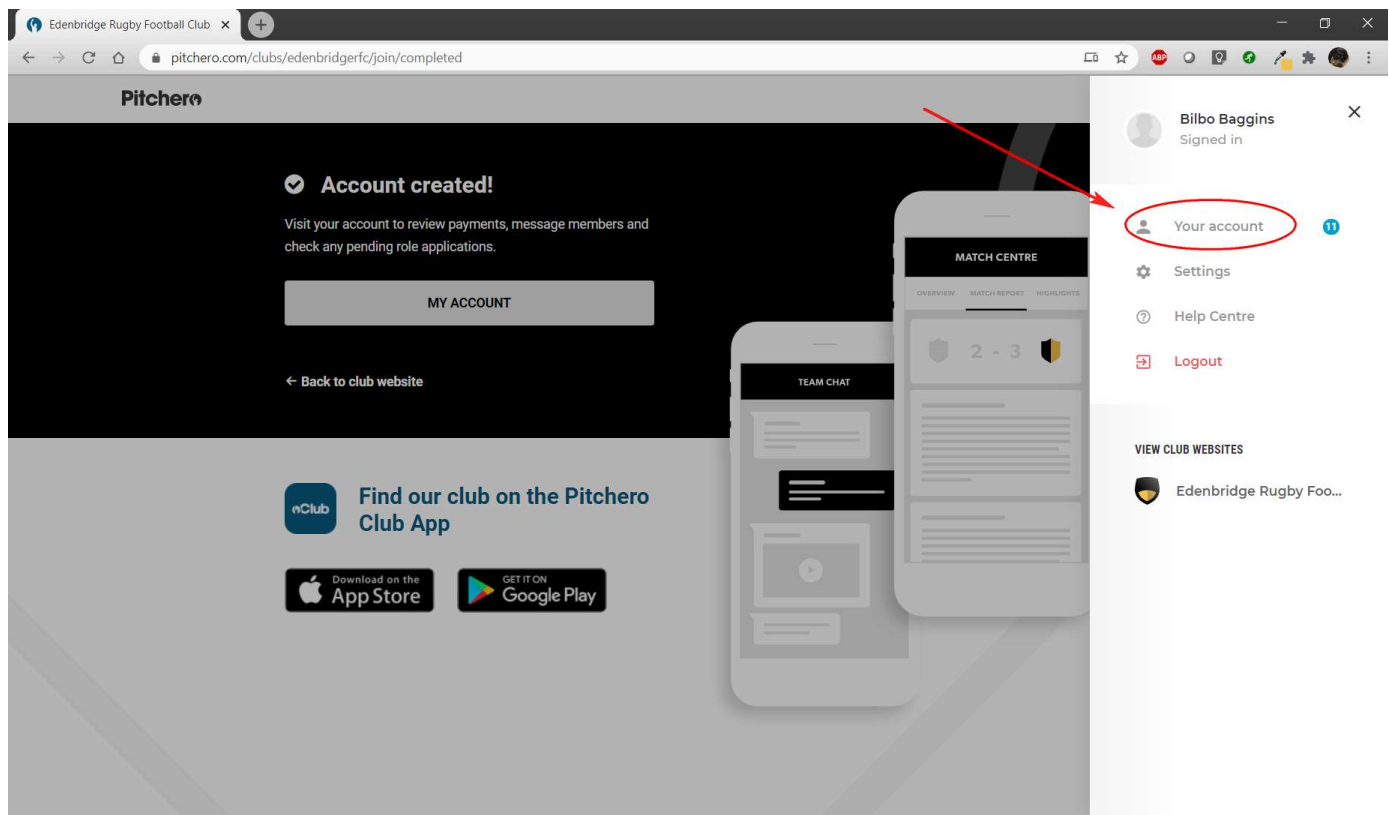
Start typing the name of your child

Next step

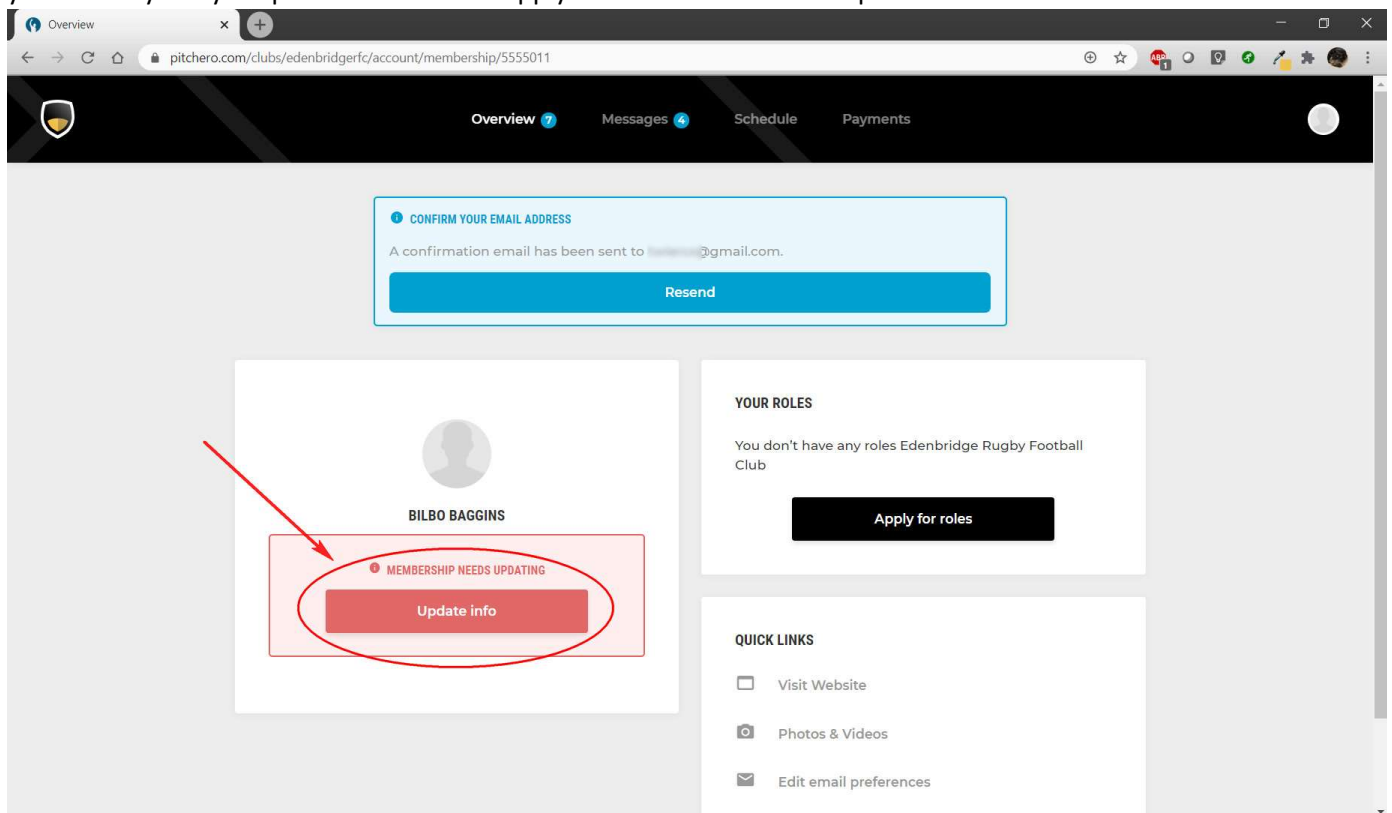
Skip parent application

11. That's it! Account profiles are created for yourself, the parent, and your child/ren. A membership request will have been sent to the Admin/Webmaster who will approve in due course.
12. Please also confirm the email that will have been sent to your email address
13. You can now go to your account by clicking on the User icon at the top right and then choosing 'Your Account'

The screenshot shows a web browser window with the URL `pitchero.com/clubs/edenbridgeRFC/join/completed`. The page header includes the Pitchero logo and a user profile icon circled in red with an arrow pointing to it. The main content area features a dark background with a white checkmark icon and the text "Account created!". Below this, it says "Visit your account to review payments, message members and check any pending role applications." and provides a "MY ACCOUNT" button. A "Back to club website" link is also present. At the bottom, there are promotional banners for the "Pitchero Club App" available on the App Store and Google Play, accompanied by images of two smartphones displaying the app's interface.



14. Here you can update all your details and fill in required fields. Until your membership has been approved you will only see your profile. No need to apply for further Roles at this point



15. Once membership has been approved, your account will look like the following, where you can manage your and your child's profile

