



PLAYER GUIDANCE

TheFA
Charter
Standard
Community
Club.

BEFORE TRAINING



WEAR A
CLEAN KIT



BRING YOUR
OWN (SMALL)
HAND SANITISER.

PUT YOUR NAME
ON IT.



BRING YOUR
OWN DRINK.

PUT YOUR NAME
ON IT.



WASH YOUR
HANDS WITH
SOAP AND
WATER.
(20 SECONDS)

BEFORE LEAVING
FOR TRAINING.

ARRIVING AT TRAINING



TIE YOUR LACES
OR ASK YOUR
PARENT TO HELP.

**YOUR COACH
CANNOT HELP.**



GET A THUMBS
UP FROM YOUR
COACH TO MOVE
INTO THE
'SAFE AREA'.



PUT YOUR
BELONGINGS IN
YOUR
'SAFE AREA'.



APPLY SOME
HAND SANITISER.



YOUR COACH
WILL TELL YOU
WHAT TO DO
NEXT.

DURING TRAINING



DO NOT TOUCH
EQUIPMENT
WITH YOUR
HANDS.



REMAIN 3 STEPS
APART FROM
ANYONE ELSE.



COVER YOUR
MOUTH AND
NOSE WITH A
TISSUE OR YOUR
SLEEVE (**NOT
YOUR HANDS**)
WHEN YOU
COUGH OR
SNEEZE.




PUT YOUR TISSUE
IN THE BIN
IMMEDIATELY
AND USE YOUR
HAND SANITISER.



IF YOU REQUIRE FIRST AID, GO TO YOUR
PARENT, WHO WILL KNOW WHAT TO DO.

EMERGENCY – COACH WILL APPLY PPE
AND SUPPORT PARENT WITH FIRST AID.
PLAYERS WILL BE ASKED TO RETURN TO
THEIR 'SAFE AREA'.

AFTER TRAINING



RETURN TO YOUR
'SAFE AREA'.



APPLY SOME
HAND SANITISER.



GET A THUMBS
UP FROM YOUR
PARENT BEFORE
LEAVING THE
'SAFE AREA'.



PARENT GUIDANCE

TheFA
**Charter
Standard
Community
Club.**

PREPARING FOR TRAINING



PLEASE READ THROUGH
YOUR TEAM **RISK
ASSESSMENT.**

SIGN THE TRAINING
CONSENT FORM.

RETURN THE FORM TO
YOUR COACH.



PLEASE READ THROUGH
THE PARENT AND
PLAYER GUIDANCE.

BEFORE TRAINING



YOUR CHILD WILL
NEED TO WEAR A
CLEAN KIT.



YOUR CHILD WILL
NEED THEIR OWN
HAND SANITISER
WITH THEIR NAME
CLEARLY MARKED.



YOUR CHILD WILL
NEED TO BRING
THEIR OWN DRINK
WITH THEIR NAME
CLEARLY MARKED.



YOU AND YOUR
CHILD SHOULD
WASH YOUR
HANDS WITH
SOAP AND WATER
(20 SECONDS)
BEFORE LEAVING
FOR TRAINING.

ARRIVING AT TRAINING



PLEASE ASK OR HELP
YOUR CHILD TO TIE
THEIR LACES BEFORE
ENTERING THE VENUE.

**YOU CHILD'S COACH
CANNOT HELP DUE TO
SOCIAL DISTANCING.**

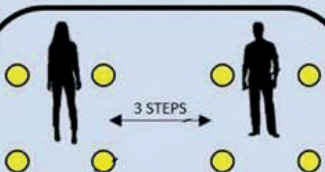


PLEASE WALK WITH YOUR CHILD
TOWARDS YOUR COACH.

REMAIN A SAFE DISTANCE AWAY
(5-10 METRES).

WHEN YOUR COACH SEES YOU, YOUR
CHILD WILL GET A THUMBS UP TO
MOVE INTO THE 'SAFE AREA'.

DURING TRAINING



PLEASE OBSERVE THE SESSION FROM THE
'PARENT HUBS' SHOWN BY THE YELLOW
CONES.

ONE PARENT PER HUB UNLESS FROM THE
SAME HOUSEHOLD

REMAIN IN VIEW OF YOUR CHILD AT ALL
TIMES



IF YOUR CHILD REQUIRES BASIC FIRST
AID TREATMENT THEY WILL BE SENT
TO THE 'FIRST AID AREA'.

A COACH MAY ATTEMPT TO GUIDE
YOUR CHILD THROUGH THEIR TREAT-
MENT, OR THEY MAY REQUIRE YOUR
ASSISTANCE. THIS WILL BE INDICATED
BY THE COACH.



IF YOUR CHILD HAS A SERIOUS INJURY,
THE COACH WILL IMMEDIATELY SEND ALL
ABLE PLAYERS TO THEIR 'SAFE AREAS'.

THE COACH WILL APPLY BASIC PPE (IF
POSSIBLE) BEFORE ANY EMERGENCY
TREATMENT.

PARENTAL SUPPORT WILL BE REQUIRED.
DIAL 999

AT THE END OF TRAINING



YOUR CHILD WILL:
RETURN TO THEIR
'SAFE AREA'.

SANITISE HANDS

COLLECT THEIR
BELONGINGS.



GIVE YOUR CHILD A
'THUMBS UP' TO
SHOW YOU HAVE
SEEN THEM AND ARE
READY TO DEPART.

THE COACH WILL SEE
THIS AND INDICATE
THEY CAN LEAVE.

IF YOU
URGENTLY NEED
YOUR COACH
AND CANNOT
SAFELY GET TO
THEM, GIVE
THEM A CALL.



COACH GUIDANCE

TheFA
Charter
Standard
Community
Club.

PREPARATION AT HOME



WEAR CLEAN COACHING KIT.



BRING YOUR OWN (SMALL) HAND SANITISER AND A DRINK.



COACHING EQUIPMENT.



FIRST AID KIT INCLUDING BASIC PPE (FACE MASK, GLOVES AND GOGGLES).



DISINFECTANT FOR USE PRIOR AND POST SESSION.



WASH YOUR HANDS WITH SOAP AND WATER (20 SECONDS) BEFORE LEAVING FOR TRAINING.

DURING TRAINING



AS THE PLAYERS ARRIVE, DIRECT THEM TO THEIR 'SAFE AREA'.

LEAVE THEIR BELONGINGS HERE.

SANITISE HANDS



EXPLAIN CLEARLY THE TASK AND CHECK THEIR UNDERSTANDING.

LET THEM BEGIN!



REMAIN 3 STEPS APART FROM ANYONE ELSE THROUGHOUT.

ARRIVAL AT TRAINING



ASSESS THE AREA FOR POTENTIAL DANGERS TAKING INTO ACCOUNT THE PREPARED RISK ASSESSMENT.



APPLY GLOVES AND BEGIN TO DISINFECT ALL EQUIPMENT TO BE USED PRIOR TO THE SESSION.

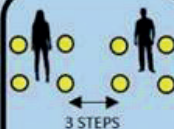


SET-UP PLAYER 'SAFE ZONES' USING HOOPS

ENSURE THEY ARE 2 METRES APART.



ORGANISE A CLEAR 'FIRST AID AREA'.



ORGANISE A CLEAR 'PARENTS AREA'



SET-UP AND ORGANISE THE SESSION.



SANITISE HANDS AND BE READY TO WELCOME THE PLAYERS WITH A 'THUMBS UP' AS THEY ARRIVE.

AT THE END OF TRAINING



ASK THE PLAYERS TO RETURN TO THEIR 'SAFE AREA'.

SANITISE HANDS
COLLECT BELONGINGS



OBSERVE FOR A PARENT GIVING THEIR CHILD A 'THUMBS UP' TO DEPART.



ONCE ALL PLAYERS HAVE LEFT.

DISINFECTANT EQUIPMENT POST SESSION.