

NIKE SPARQ FOOTBALL

GAP U16 - JAY CATTON

RALPH NEWBROOK • TEST DATE: 11.10.2013

THE NUMBERS DON'T LIE.

AVERAGE SPARQ RATING

#N/A

Each SPARQ Rating is derived from ranking, scoring and summing the results from tests of Football athletic performance. Each test is ranked against a reference sample of hundreds of SPARQ-Rated Football players. Use the rating to track your improvement and to compare yourself to your teammates or other Football players of your age or position.

TEAM AVERAGES

VERTICAL JUMP [cm]	PEAK POWER [wts]	20-METRE SPRINT [sec]	ARROWHEAD AGILITY [sec]	YIRT LEVEL 2 [stg]
50.7	3896	3.12	15.53	15
vertical jump height reveals your ability to express lower-body power.	vertical jump height is factored together with body weight to calculate peak power, an indicator of explosiveness in key match situations like evading a tackle, overpowering your opponent and launching a shot on goal.	sprint time reflects your ability to accelerate from a standing start, which is critical for managing space on the pitch and reacting to changes in possession.	measures your ability to maintain body control at pace through multiple changes in direction.	measures your ability to execute and recover from repeated bouts of high-intensity running.

POSITIONAL AVERAGES

	GK	D	M	F
SPARQ RATING	57.08	#N/A	53.22	57.13
VERTICAL JUMP	54.0	53.6	45.7	59.5
PEAK POWER	3990	3760	3780	4660
20-METRE SPRINT	3.12	3.07	3.16	3.12
ARROWHEAD AGILITY	16.69	13.80	16.42	17.04
YIRT LEVEL 2	19	15	15	14

NIKE SPARQ FOOTBALL

GAP U16 - JAY CATTON

RALPH NEWBROOK ● TEST DATE: 11.10.2013

ID	ATHLETE NAME	COUNTRY	POS.	VERTICAL JUMP	PEAK POWER	20-METRE SPRINT	ARROWHEAD AGILITY	YIRT LEVEL 2	SPARQ RATING
1	MANLEY, JORDAN	UK	GK	54.0	3990	3.12	16.69	19	57.08
2	DORAN, LEON	UK	D	53.0	4240	3.07	16.47	18	62.83
3	BOYES, CHRIS	UK	D	50.0	4060	3.13	16.68	12	49.00
4	WILLIS, JOSH	UK	D	53.0	4790	3.09	17.31	11	51.45
5	SHRIGLEY, SHAUN	UK	D	53.0	3970	3.07	16.34	21	63.60
6	CUNNAH, RHYS	UK	M	41.0	4060	3.18	16.32	10	46.90
7	CHAMBERS, JACK	UK	M	55.0	4140	3.04	16.35	17	63.73
8	BIBBY, TOM	UK	M	50.0	4150	3.23	15.76	19	64.50
9	RATHBONE, GEORGE	UK	F	68.0	5240	3.04	16.08	16	76.33
10	JONES, ANDY	UK	F	51.0	4080	3.19	18.00	11	37.93
11	FRAZIER, JORDAN	UK	M	42.0	4300	3.31	17.25	10	39.15
12	WADDILOVE, BEN	UK	D	0.0	1120	0.00	0.00	0	#N/A
13	ROBERTS, JAMIE	UK	M	48.0	3210	3.07	16.56	20	56.43
14	BLIZZARD, LUKE	UK	D	59.0	4380	2.97	16.02	13	68.63
15	KILLBURN, JAMES	UK	M	43.0	3180	3.06	16.16	16	56.25
16	BAILEY, RYAN	UK	M	41.0	3420	3.21	16.56	14	45.55

NIKE SPARQ FOOTBALL

JORDAN MANLEY

GAP U16 - GK

Each SPARQ Rating is derived from ranking, scoring and summing the results from tests of Football athletic performance. Each test is ranked against a reference sample of hundreds of SPARQ-Rated Football players. Use the rating to track your improvement and to compare yourself to your teammates or other Football players of your age or position.

COLOR KEY

- ★ You
- ▲ Position Average
- Team Average
- Team Best

YOUR SPARQ FOOTBALL RATING:

57.08

57.08
57.08
#N/A
#N/A

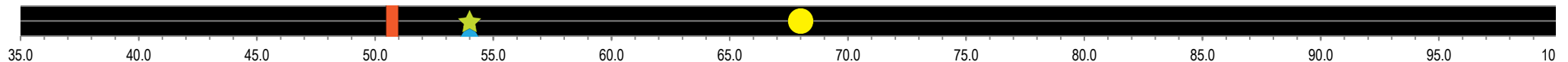
1

54.0

CM

VERTICAL JUMP

VERTICAL JUMP HEIGHT REVEALS YOUR ABILITY TO EXPRESS LOWER-BODY POWER.




3990

WTS

PEAK POWER

VERTICAL JUMP HEIGHT IS FACTORED TOGETHER WITH BODY WEIGHT TO CALCULATE PEAK POWER, AN INDICATOR OF EXPLOSIVENESS IN KEY MATCH SITUATIONS LIKE EVADING A TACKLE, OVERPOWERING YOUR OPPONENT AND LAUNCHING A SHOT ON GOAL.



3.12

SEC

20-METRE SPRINT

SPRINT TIME REFLECTS YOUR ABILITY TO ACCELERATE FROM A STANDING START, WHICH IS CRITICAL FOR MANAGING SPACE ON THE PITCH AND REACTING TO CHANGES IN POSSESSION.



16.69

SEC

ARROWHEAD AGILITY

MEASURES YOUR ABILITY TO MAINTAIN BODY CONTROL AT PACE THROUGH MULTIPLE CHANGES IN DIRECTION.

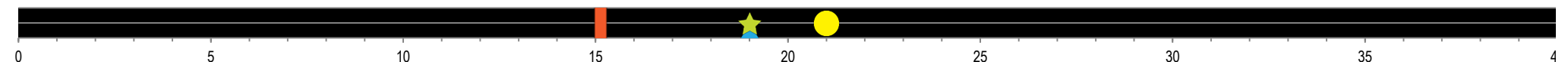


19

STG

YIRT LEVEL 2

MEASURES YOUR ABILITY TO EXECUTE AND RECOVER FROM REPEATED BOUTS OF HIGH-INTENSITY RUNNING.



NIKE SPARQ FOOTBALL

LEON DORAN

GAP U16 - D

Each SPARQ Rating is derived from ranking, scoring and summing the results from tests of Football athletic performance. Each test is ranked against a reference sample of hundreds of SPARQ-Rated Football players. Use the rating to track your improvement and to compare yourself to your teammates or other Football players of your age or position.

COLOR KEY

- ★ You
- ▲ Position Average
- Team Average
- Team Best

YOUR SPARQ FOOTBALL RATING:

62.83

62.83

#N/A

#N/A

#N/A

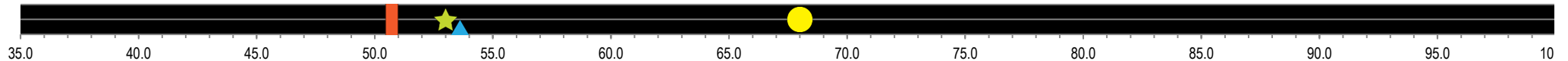
2

53.0

CM

VERTICAL JUMP

VERTICAL JUMP HEIGHT REVEALS YOUR ABILITY TO EXPRESS LOWER-BODY POWER.




4240

WTS

PEAK POWER

VERTICAL JUMP HEIGHT IS FACTORED TOGETHER WITH BODY WEIGHT TO CALCULATE PEAK POWER, AN INDICATOR OF EXPLOSIVENESS IN KEY MATCH SITUATIONS LIKE EVADING A TACKLE, OVERPOWERING YOUR OPPONENT AND LAUNCHING A SHOT ON GOAL.



3.07

SEC

20-METRE SPRINT

SPRINT TIME REFLECTS YOUR ABILITY TO ACCELERATE FROM A STANDING START, WHICH IS CRITICAL FOR MANAGING SPACE ON THE PITCH AND REACTING TO CHANGES IN POSSESSION.

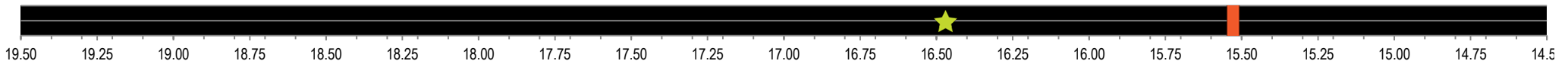


16.47

SEC

ARROWHEAD AGILITY

MEASURES YOUR ABILITY TO MAINTAIN BODY CONTROL AT PACE THROUGH MULTIPLE CHANGES IN DIRECTION.

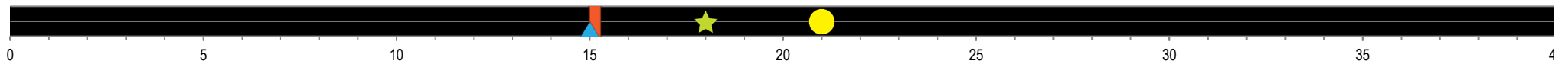


18

STG

YIRT LEVEL 2

MEASURES YOUR ABILITY TO EXECUTE AND RECOVER FROM REPEATED BOUTS OF HIGH-INTENSITY RUNNING.



NIKE SPARQ FOOTBALL

CHRIS BOYES

GAP U16 - D

Each SPARQ Rating is derived from ranking, scoring and summing the results from tests of Football athletic performance. Each test is ranked against a reference sample of hundreds of SPARQ-Rated Football players. Use the rating to track your improvement and to compare yourself to your teammates or other Football players of your age or position.

COLOR KEY

- ★ You
- ▲ Position Average
- Team Average
- Team Best

YOUR SPARQ FOOTBALL RATING:

49.00

49.00

#N/A

#N/A

#N/A

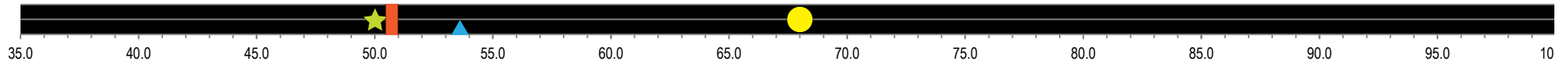
3

50.0

CM

VERTICAL JUMP

VERTICAL JUMP HEIGHT REVEALS YOUR ABILITY TO EXPRESS LOWER-BODY POWER.




4060

WTS

PEAK POWER

VERTICAL JUMP HEIGHT IS FACTORED TOGETHER WITH BODY WEIGHT TO CALCULATE PEAK POWER, AN INDICATOR OF EXPLOSIVENESS IN KEY MATCH SITUATIONS LIKE EVADING A TACKLE, OVERPOWERING YOUR OPPONENT AND LAUNCHING A SHOT ON GOAL.



3.13

SEC

20-METRE SPRINT

SPRINT TIME REFLECTS YOUR ABILITY TO ACCELERATE FROM A STANDING START, WHICH IS CRITICAL FOR MANAGING SPACE ON THE PITCH AND REACTING TO CHANGES IN POSSESSION.

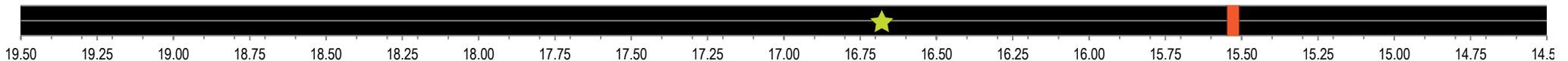


16.68

SEC

ARROWHEAD AGILITY

MEASURES YOUR ABILITY TO MAINTAIN BODY CONTROL AT PACE THROUGH MULTIPLE CHANGES IN DIRECTION.

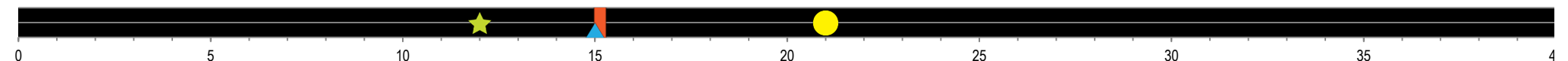


12

STG

YIRT LEVEL 2

MEASURES YOUR ABILITY TO EXECUTE AND RECOVER FROM REPEATED BOUTS OF HIGH-INTENSITY RUNNING.



NIKE SPARQ FOOTBALL

JOSH WILLIS

GAP U16 - D

Each SPARQ Rating is derived from ranking, scoring and summing the results from tests of Football athletic performance. Each test is ranked against a reference sample of hundreds of SPARQ-Rated Football players. Use the rating to track your improvement and to compare yourself to your teammates or other Football players of your age or position.

COLOR KEY

- ★ You
- ▲ Position Average
- Team Average
- Team Best

YOUR SPARQ FOOTBALL RATING:

51.45

51.45

#N/A

#N/A

#N/A

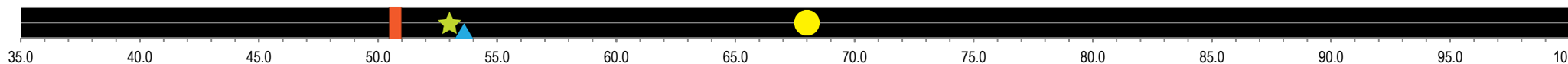
4

53.0

CM

VERTICAL JUMP

VERTICAL JUMP HEIGHT REVEALS YOUR ABILITY TO EXPRESS LOWER-BODY POWER.

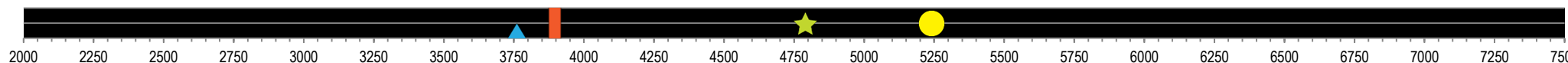


4790

WTS

PEAK POWER

VERTICAL JUMP HEIGHT IS FACTORED TOGETHER WITH BODY WEIGHT TO CALCULATE PEAK POWER, AN INDICATOR OF EXPLOSIVENESS IN KEY MATCH SITUATIONS LIKE EVADING A TACKLE, OVERPOWERING YOUR OPPONENT AND LAUNCHING A SHOT ON GOAL.



3.09

SEC

20-METRE SPRINT

SPRINT TIME REFLECTS YOUR ABILITY TO ACCELERATE FROM A STANDING START, WHICH IS CRITICAL FOR MANAGING SPACE ON THE PITCH AND REACTING TO CHANGES IN POSSESSION.




17.31

SEC

ARROWHEAD AGILITY

MEASURES YOUR ABILITY TO MAINTAIN BODY CONTROL AT PACE THROUGH MULTIPLE CHANGES IN DIRECTION.

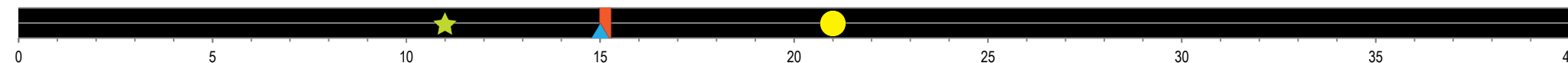


11

STG

YIRT LEVEL 2

MEASURES YOUR ABILITY TO EXECUTE AND RECOVER FROM REPEATED BOUTS OF HIGH-INTENSITY RUNNING.



NIKE SPARQ FOOTBALL

SHAUN SHRIGLEY

GAP U16 - D

Each SPARQ Rating is derived from ranking, scoring and summing the results from tests of Football athletic performance. Each test is ranked against a reference sample of hundreds of SPARQ-Rated Football players. Use the rating to track your improvement and to compare yourself to your teammates or other Football players of your age or position.

COLOR KEY

- ★ You
- ▲ Position Average
- Team Average
- Team Best

YOUR SPARQ FOOTBALL RATING:

63.60

63.60

#N/A
#N/A
#N/A

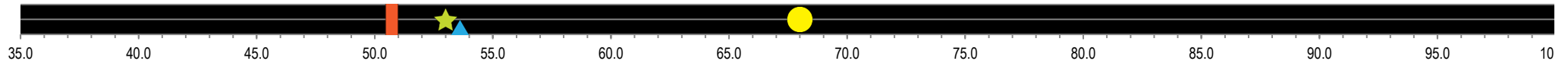
5

53.0

CM

VERTICAL JUMP

VERTICAL JUMP HEIGHT REVEALS YOUR ABILITY TO EXPRESS LOWER-BODY POWER.




3970

WTS

PEAK POWER

VERTICAL JUMP HEIGHT IS FACTORED TOGETHER WITH BODY WEIGHT TO CALCULATE PEAK POWER, AN INDICATOR OF EXPLOSIVENESS IN KEY MATCH SITUATIONS LIKE EVADING A TACKLE, OVERPOWERING YOUR OPPONENT AND LAUNCHING A SHOT ON GOAL.



3.07

SEC

20-METRE SPRINT

SPRINT TIME REFLECTS YOUR ABILITY TO ACCELERATE FROM A STANDING START, WHICH IS CRITICAL FOR MANAGING SPACE ON THE PITCH AND REACTING TO CHANGES IN POSSESSION.

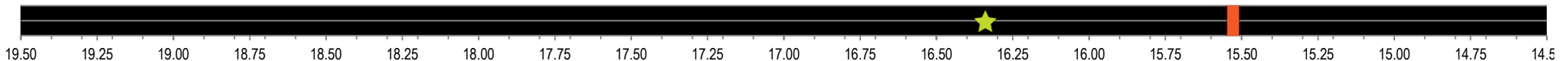


16.34

SEC

ARROWHEAD AGILITY

MEASURES YOUR ABILITY TO MAINTAIN BODY CONTROL AT PACE THROUGH MULTIPLE CHANGES IN DIRECTION.

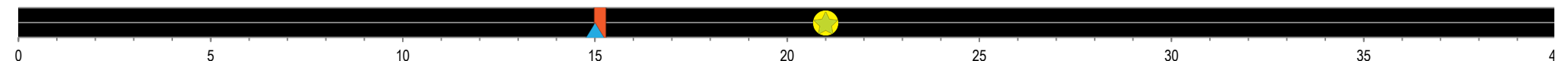


21

STG

YIRT LEVEL 2

MEASURES YOUR ABILITY TO EXECUTE AND RECOVER FROM REPEATED BOUTS OF HIGH-INTENSITY RUNNING.



NIKE SPARQ FOOTBALL

RHYS CUNNAH

GAP U16 - M

Each SPARQ Rating is derived from ranking, scoring and summing the results from tests of Football athletic performance. Each test is ranked against a reference sample of hundreds of SPARQ-Rated Football players. Use the rating to track your improvement and to compare yourself to your teammates or other Football players of your age or position.

COLOR KEY

- ★ You
- ▲ Position Average
- Team Average
- Team Best

YOUR SPARQ FOOTBALL RATING:

46.90



6


41.0 CM VERTICAL JUMP

VERTICAL JUMP HEIGHT REVEALS YOUR ABILITY TO EXPRESS LOWER-BODY POWER.



4060 WTS PEAK POWER

VERTICAL JUMP HEIGHT IS FACTORED TOGETHER WITH BODY WEIGHT TO CALCULATE PEAK POWER, AN INDICATOR OF EXPLOSIVENESS IN KEY MATCH SITUATIONS LIKE EVADING A TACKLE, OVERPOWERING YOUR OPPONENT AND LAUNCHING A SHOT ON GOAL.



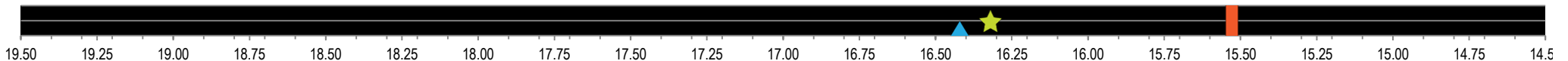
3.18 SEC 20-METRE SPRINT

SPRINT TIME REFLECTS YOUR ABILITY TO ACCELERATE FROM A STANDING START, WHICH IS CRITICAL FOR MANAGING SPACE ON THE PITCH AND REACTING TO CHANGES IN POSSESSION.



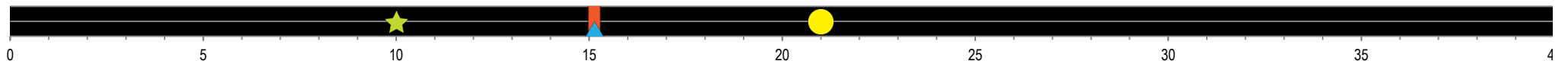
16.32 SEC ARROWHEAD AGILITY

MEASURES YOUR ABILITY TO MAINTAIN BODY CONTROL AT PACE THROUGH MULTIPLE CHANGES IN DIRECTION.



10 STG YIRT LEVEL 2

MEASURES YOUR ABILITY TO EXECUTE AND RECOVER FROM REPEATED BOUTS OF HIGH-INTENSITY RUNNING.



NIKE SPARQ FOOTBALL

JACK CHAMBERS

GAP U16 - M

Each SPARQ Rating is derived from ranking, scoring and summing the results from tests of Football athletic performance. Each test is ranked against a reference sample of hundreds of SPARQ-Rated Football players. Use the rating to track your improvement and to compare yourself to your teammates or other Football players of your age or position.

COLOR KEY

- ★ You
- ▲ Position Average
- Team Average
- Team Best

YOUR SPARQ FOOTBALL RATING:

63.73

63.73

53.22

#N/A

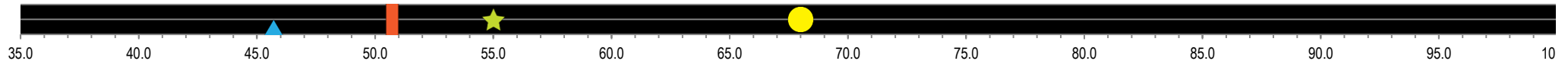
#N/A

55.0

CM

VERTICAL JUMP

VERTICAL JUMP HEIGHT REVEALS YOUR ABILITY TO EXPRESS LOWER-BODY POWER.




4140

WTS

PEAK POWER

VERTICAL JUMP HEIGHT IS FACTORED TOGETHER WITH BODY WEIGHT TO CALCULATE PEAK POWER, AN INDICATOR OF EXPLOSIVENESS IN KEY MATCH SITUATIONS LIKE EVADING A TACKLE, OVERPOWERING YOUR OPPONENT AND LAUNCHING A SHOT ON GOAL.



3.04

SEC

20-METRE SPRINT

SPRINT TIME REFLECTS YOUR ABILITY TO ACCELERATE FROM A STANDING START, WHICH IS CRITICAL FOR MANAGING SPACE ON THE PITCH AND REACTING TO CHANGES IN POSSESSION.



16.35

SEC

ARROWHEAD AGILITY

MEASURES YOUR ABILITY TO MAINTAIN BODY CONTROL AT PACE THROUGH MULTIPLE CHANGES IN DIRECTION.

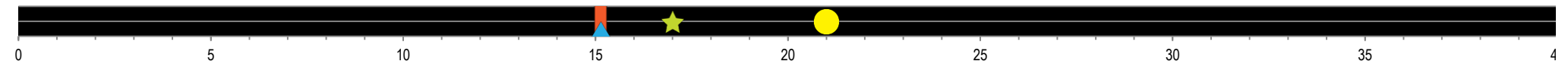


17

STG

YIRT LEVEL 2

MEASURES YOUR ABILITY TO EXECUTE AND RECOVER FROM REPEATED BOUTS OF HIGH-INTENSITY RUNNING.



NIKE SPARQ FOOTBALL

TOM BIBBY

GAP U16 - M

Each SPARQ Rating is derived from ranking, scoring and summing the results from tests of Football athletic performance. Each test is ranked against a reference sample of hundreds of SPARQ-Rated Football players. Use the rating to track your improvement and to compare yourself to your teammates or other Football players of your age or position.

COLOR KEY

- ★ You
- ▲ Position Average
- Team Average
- Team Best

YOUR SPARQ FOOTBALL RATING:

64.50

64.50

53.22

#N/A

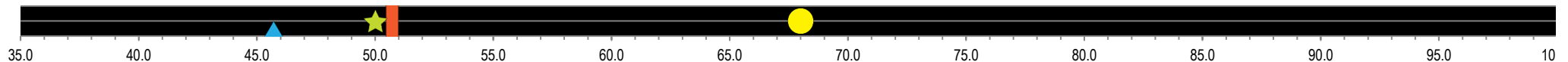
#N/A

50.0

CM

VERTICAL JUMP

VERTICAL JUMP HEIGHT REVEALS YOUR ABILITY TO EXPRESS LOWER-BODY POWER.




4150

WTS

PEAK POWER

VERTICAL JUMP HEIGHT IS FACTORED TOGETHER WITH BODY WEIGHT TO CALCULATE PEAK POWER, AN INDICATOR OF EXPLOSIVENESS IN KEY MATCH SITUATIONS LIKE EVADING A TACKLE, OVERPOWERING YOUR OPPONENT AND LAUNCHING A SHOT ON GOAL.



3.23

SEC

20-METRE SPRINT

SPRINT TIME REFLECTS YOUR ABILITY TO ACCELERATE FROM A STANDING START, WHICH IS CRITICAL FOR MANAGING SPACE ON THE PITCH AND REACTING TO CHANGES IN POSSESSION.



15.76

SEC

ARROWHEAD AGILITY

MEASURES YOUR ABILITY TO MAINTAIN BODY CONTROL AT PACE THROUGH MULTIPLE CHANGES IN DIRECTION.

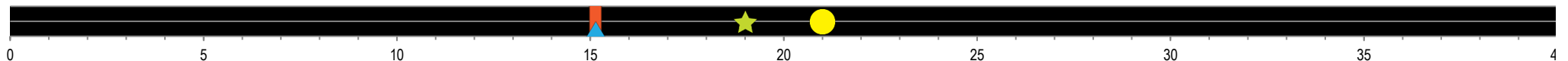


19

STG

YIRT LEVEL 2

MEASURES YOUR ABILITY TO EXECUTE AND RECOVER FROM REPEATED BOUTS OF HIGH-INTENSITY RUNNING.



NIKE SPARQ FOOTBALL

GEORGE RATHBONE

GAP U16 - F

Each SPARQ Rating is derived from ranking, scoring and summing the results from tests of Football athletic performance. Each test is ranked against a reference sample of hundreds of SPARQ-Rated Football players. Use the rating to track your improvement and to compare yourself to your teammates or other Football players of your age or position.

COLOR KEY

- ★ You
- ▲ Position Average
- Team Average
- Team Best

YOUR SPARQ FOOTBALL RATING:

76.33

76.33

57.13

#N/A

#N/A

68.0

CM

VERTICAL JUMP

VERTICAL JUMP HEIGHT REVEALS YOUR ABILITY TO EXPRESS LOWER-BODY POWER.

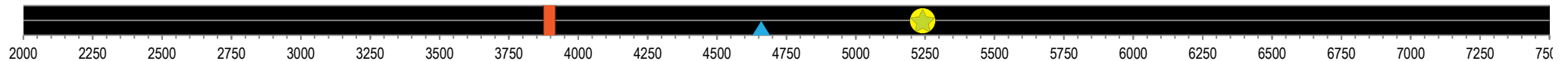


5240

WTS

PEAK POWER

VERTICAL JUMP HEIGHT IS FACTORED TOGETHER WITH BODY WEIGHT TO CALCULATE PEAK POWER, AN INDICATOR OF EXPLOSIVENESS IN KEY MATCH SITUATIONS LIKE EVADING A TACKLE, OVERPOWERING YOUR OPPONENT AND LAUNCHING A SHOT ON GOAL.



3.04

SEC

20-METRE SPRINT

SPRINT TIME REFLECTS YOUR ABILITY TO ACCELERATE FROM A STANDING START, WHICH IS CRITICAL FOR MANAGING SPACE ON THE PITCH AND REACTING TO CHANGES IN POSSESSION.

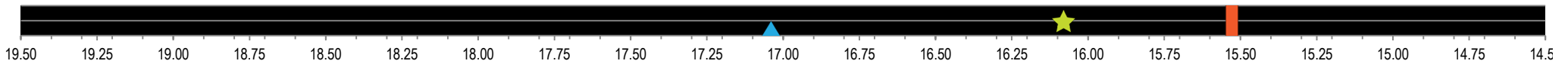


16.08

SEC

ARROWHEAD AGILITY

MEASURES YOUR ABILITY TO MAINTAIN BODY CONTROL AT PACE THROUGH MULTIPLE CHANGES IN DIRECTION.

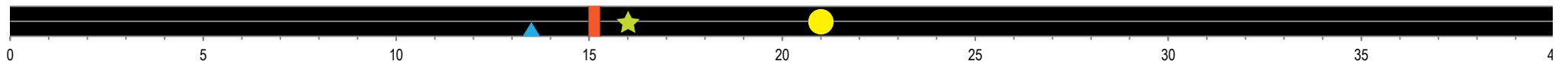


16

STG

YIRT LEVEL 2

MEASURES YOUR ABILITY TO EXECUTE AND RECOVER FROM REPEATED BOUTS OF HIGH-INTENSITY RUNNING.



NIKE SPARQ FOOTBALL

ANDY JONES

GAP U16 - F

Each SPARQ Rating is derived from ranking, scoring and summing the results from tests of Football athletic performance. Each test is ranked against a reference sample of hundreds of SPARQ-Rated Football players. Use the rating to track your improvement and to compare yourself to your teammates or other Football players of your age or position.

COLOR KEY

- ★ You
- ▲ Position Average
- Team Average
- Team Best

YOUR SPARQ FOOTBALL RATING:

37.93

37.93

57.13

#N/A

#N/A

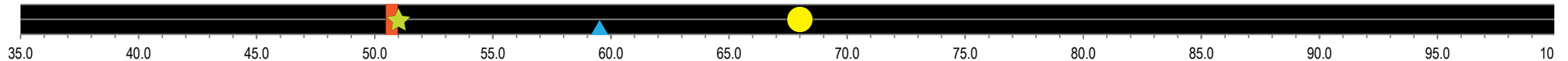
10

51.0

CM

VERTICAL JUMP

VERTICAL JUMP HEIGHT REVEALS YOUR ABILITY TO EXPRESS LOWER-BODY POWER.

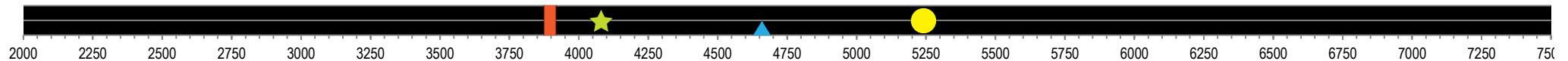


4080

WTS

PEAK POWER

VERTICAL JUMP HEIGHT IS FACTORED TOGETHER WITH BODY WEIGHT TO CALCULATE PEAK POWER, AN INDICATOR OF EXPLOSIVENESS IN KEY MATCH SITUATIONS LIKE EVADING A TACKLE, OVERPOWERING YOUR OPPONENT AND LAUNCHING A SHOT ON GOAL.



3.19

SEC

20-METRE SPRINT

SPRINT TIME REFLECTS YOUR ABILITY TO ACCELERATE FROM A STANDING START, WHICH IS CRITICAL FOR MANAGING SPACE ON THE PITCH AND REACTING TO CHANGES IN POSSESSION.

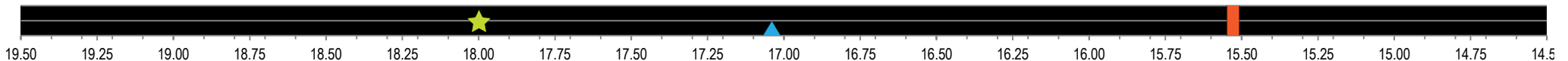


18.00

SEC

ARROWHEAD AGILITY

MEASURES YOUR ABILITY TO MAINTAIN BODY CONTROL AT PACE THROUGH MULTIPLE CHANGES IN DIRECTION.

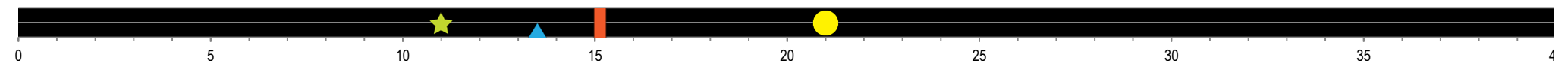


11

STG

YIRT LEVEL 2

MEASURES YOUR ABILITY TO EXECUTE AND RECOVER FROM REPEATED BOUTS OF HIGH-INTENSITY RUNNING.



NIKE SPARQ FOOTBALL

JORDAN FRAZIER

GAP U16 - M

Each SPARQ Rating is derived from ranking, scoring and summing the results from tests of Football athletic performance. Each test is ranked against a reference sample of hundreds of SPARQ-Rated Football players. Use the rating to track your improvement and to compare yourself to your teammates or other Football players of your age or position.

COLOR KEY

- ★ You
- ▲ Position Average
- Team Average
- Team Best

YOUR SPARQ FOOTBALL RATING:

39.15

39.15

53.22

#N/A

#N/A

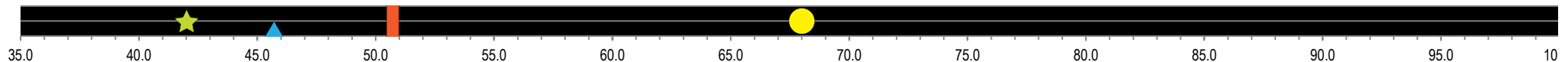
11

42.0

CM

VERTICAL JUMP

VERTICAL JUMP HEIGHT REVEALS YOUR ABILITY TO EXPRESS LOWER-BODY POWER.




4300

WTS

PEAK POWER

VERTICAL JUMP HEIGHT IS FACTORED TOGETHER WITH BODY WEIGHT TO CALCULATE PEAK POWER, AN INDICATOR OF EXPLOSIVENESS IN KEY MATCH SITUATIONS LIKE EVADING A TACKLE, OVERPOWERING YOUR OPPONENT AND LAUNCHING A SHOT ON GOAL.



3.31

SEC

20-METRE SPRINT

SPRINT TIME REFLECTS YOUR ABILITY TO ACCELERATE FROM A STANDING START, WHICH IS CRITICAL FOR MANAGING SPACE ON THE PITCH AND REACTING TO CHANGES IN POSSESSION.




17.25

SEC

ARROWHEAD AGILITY

MEASURES YOUR ABILITY TO MAINTAIN BODY CONTROL AT PACE THROUGH MULTIPLE CHANGES IN DIRECTION.




10

STG

YIRT LEVEL 2

MEASURES YOUR ABILITY TO EXECUTE AND RECOVER FROM REPEATED BOUTS OF HIGH-INTENSITY RUNNING.



NIKE SPARQ FOOTBALL

BEN WADDILOVE

GAP U16 - D

Each SPARQ Rating is derived from ranking, scoring and summing the results from tests of Football athletic performance. Each test is ranked against a reference sample of hundreds of SPARQ-Rated Football players. Use the rating to track your improvement and to compare yourself to your teammates or other Football players of your age or position.

COLOR KEY

- ★ You
- ▲ Position Average
- Team Average
- Team Best

YOUR SPARQ FOOTBALL RATING:

#N/A

#N/A
#N/A
#N/A
#N/A

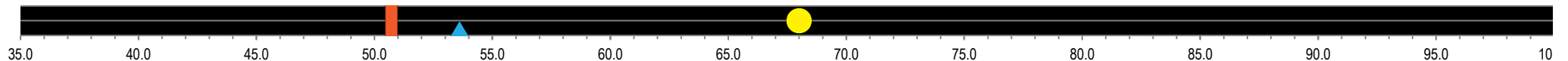
0.0

CM

VERTICAL JUMP

VERTICAL JUMP HEIGHT REVEALS YOUR ABILITY TO EXPRESS LOWER-BODY POWER.

12

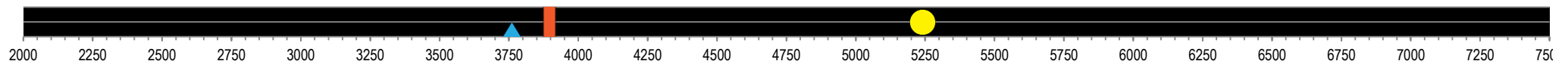


1120

WTS

PEAK POWER

VERTICAL JUMP HEIGHT IS FACTORED TOGETHER WITH BODY WEIGHT TO CALCULATE PEAK POWER, AN INDICATOR OF EXPLOSIVENESS IN KEY MATCH SITUATIONS LIKE EVADING A TACKLE, OVERPOWERING YOUR OPPONENT AND LAUNCHING A SHOT ON GOAL.



0.00

SEC

20-METRE SPRINT

SPRINT TIME REFLECTS YOUR ABILITY TO ACCELERATE FROM A STANDING START, WHICH IS CRITICAL FOR MANAGING SPACE ON THE PITCH AND REACTING TO CHANGES IN POSSESSION.




0.00

SEC

ARROWHEAD AGILITY

MEASURES YOUR ABILITY TO MAINTAIN BODY CONTROL AT PACE THROUGH MULTIPLE CHANGES IN DIRECTION.

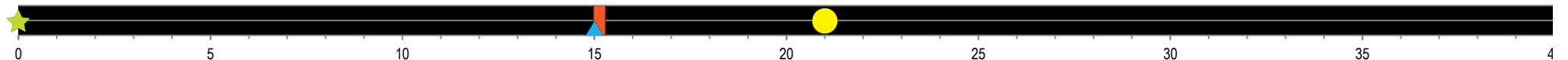


0

STG

YIRT LEVEL 2

MEASURES YOUR ABILITY TO EXECUTE AND RECOVER FROM REPEATED BOUTS OF HIGH-INTENSITY RUNNING.



NIKE SPARQ FOOTBALL

JAMIE ROBERTS

GAP U16 - M

Each SPARQ Rating is derived from ranking, scoring and summing the results from tests of Football athletic performance. Each test is ranked against a reference sample of hundreds of SPARQ-Rated Football players. Use the rating to track your improvement and to compare yourself to your teammates or other Football players of your age or position.

COLOR KEY

- ★ You
- ▲ Position Average
- Team Average
- Team Best

YOUR SPARQ FOOTBALL RATING:

56.43



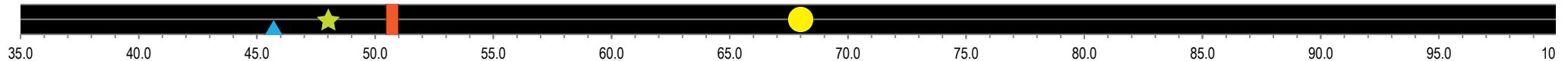
13

48.0

CM

VERTICAL JUMP

VERTICAL JUMP HEIGHT REVEALS YOUR ABILITY TO EXPRESS LOWER-BODY POWER.




3210

WTS

PEAK POWER

VERTICAL JUMP HEIGHT IS FACTORED TOGETHER WITH BODY WEIGHT TO CALCULATE PEAK POWER, AN INDICATOR OF EXPLOSIVENESS IN KEY MATCH SITUATIONS LIKE EVADING A TACKLE, OVERPOWERING YOUR OPPONENT AND LAUNCHING A SHOT ON GOAL.



3.07

SEC

20-METRE SPRINT

SPRINT TIME REFLECTS YOUR ABILITY TO ACCELERATE FROM A STANDING START, WHICH IS CRITICAL FOR MANAGING SPACE ON THE PITCH AND REACTING TO CHANGES IN POSSESSION.



16.56

SEC

ARROWHEAD AGILITY

MEASURES YOUR ABILITY TO MAINTAIN BODY CONTROL AT PACE THROUGH MULTIPLE CHANGES IN DIRECTION.




20

STG

YIRT LEVEL 2

MEASURES YOUR ABILITY TO EXECUTE AND RECOVER FROM REPEATED BOUTS OF HIGH-INTENSITY RUNNING.



NIKE SPARQ FOOTBALL

LUKE BLIZZARD

GAP U16 - D

Each SPARQ Rating is derived from ranking, scoring and summing the results from tests of Football athletic performance. Each test is ranked against a reference sample of hundreds of SPARQ-Rated Football players. Use the rating to track your improvement and to compare yourself to your teammates or other Football players of your age or position.

COLOR KEY

- ★ You
- ▲ Position Average
- Team Average
- Team Best

YOUR SPARQ FOOTBALL RATING:

68.63

68.63

#N/A
#N/A
#N/A

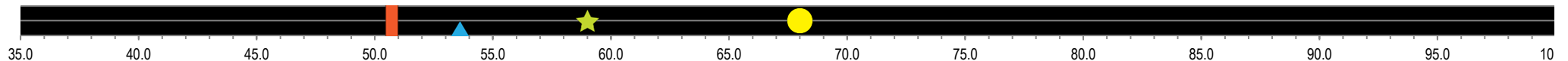
14

59.0

CM

VERTICAL JUMP

VERTICAL JUMP HEIGHT REVEALS YOUR ABILITY TO EXPRESS LOWER-BODY POWER.

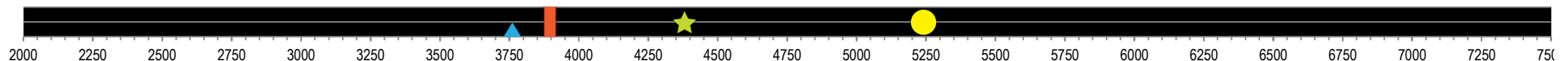


4380

WTS

PEAK POWER

VERTICAL JUMP HEIGHT IS FACTORED TOGETHER WITH BODY WEIGHT TO CALCULATE PEAK POWER, AN INDICATOR OF EXPLOSIVENESS IN KEY MATCH SITUATIONS LIKE EVADING A TACKLE, OVERPOWERING YOUR OPPONENT AND LAUNCHING A SHOT ON GOAL.



2.97

SEC

20-METRE SPRINT

SPRINT TIME REFLECTS YOUR ABILITY TO ACCELERATE FROM A STANDING START, WHICH IS CRITICAL FOR MANAGING SPACE ON THE PITCH AND REACTING TO CHANGES IN POSSESSION.

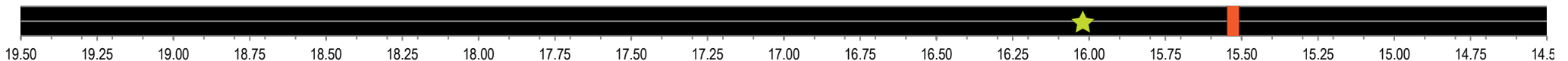


16.02

SEC

ARROWHEAD AGILITY

MEASURES YOUR ABILITY TO MAINTAIN BODY CONTROL AT PACE THROUGH MULTIPLE CHANGES IN DIRECTION.

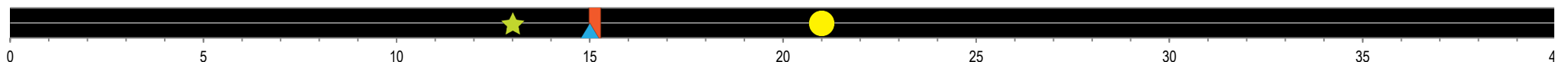


13

STG

YIRT LEVEL 2

MEASURES YOUR ABILITY TO EXECUTE AND RECOVER FROM REPEATED BOUTS OF HIGH-INTENSITY RUNNING.



NIKE SPARQ FOOTBALL

JAMES KILLBURN

GAP U16 - M

Each SPARQ Rating is derived from ranking, scoring and summing the results from tests of Football athletic performance. Each test is ranked against a reference sample of hundreds of SPARQ-Rated Football players. Use the rating to track your improvement and to compare yourself to your teammates or other Football players of your age or position.

COLOR KEY

- ★ You
- ▲ Position Average
- Team Average
- Team Best

YOUR SPARQ FOOTBALL RATING:

56.25



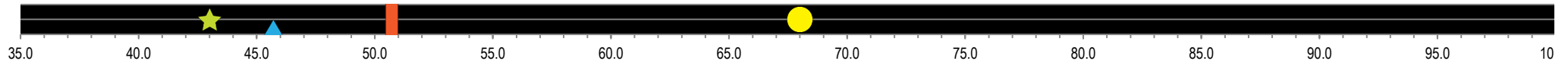
15

43.0

CM

VERTICAL JUMP

VERTICAL JUMP HEIGHT REVEALS YOUR ABILITY TO EXPRESS LOWER-BODY POWER.




3180

WTS

PEAK POWER

VERTICAL JUMP HEIGHT IS FACTORED TOGETHER WITH BODY WEIGHT TO CALCULATE PEAK POWER, AN INDICATOR OF EXPLOSIVENESS IN KEY MATCH SITUATIONS LIKE EVADING A TACKLE, OVERPOWERING YOUR OPPONENT AND LAUNCHING A SHOT ON GOAL.



3.06

SEC

20-METRE SPRINT

SPRINT TIME REFLECTS YOUR ABILITY TO ACCELERATE FROM A STANDING START, WHICH IS CRITICAL FOR MANAGING SPACE ON THE PITCH AND REACTING TO CHANGES IN POSSESSION.

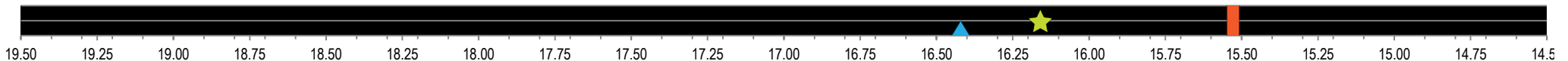


16.16

SEC

ARROWHEAD AGILITY

MEASURES YOUR ABILITY TO MAINTAIN BODY CONTROL AT PACE THROUGH MULTIPLE CHANGES IN DIRECTION.



16

STG

YIRT LEVEL 2

MEASURES YOUR ABILITY TO EXECUTE AND RECOVER FROM REPEATED BOUTS OF HIGH-INTENSITY RUNNING.

