

YOUR GUIDE TO SOCIAL MEMBERSHIP @ BINGHAM RUFC

Introduction: Bingham membership is now managed via The RFU's Game Management System (GMS) & this guide covers how to login, create an account, how to view your personal profile & how to purchase social membership.

If you are stuck then please email memberships@binghamruff.co.uk where Vic Bradley, Pete Corah, or Chris Packer will be able to help.

Contents:

1 [Login / Create account](#)

2 [Check your personal profile](#)

3 [Buy Membership](#)

4 [Support](#)

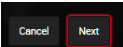
1) Login / Create account

- To login to the RFU's Game Management System (GMS), click on this link <https://gms.rfu.com/GMS/Account/Login>.

Please check first to see if you have an existing GMS account already set up for you by clicking on the 'Forgot Password' link on the Sign in page for GMS. If you have an account, follow the instructions in the email received to set a new password (Please also check your junk / spam email box).

- & then proceed to step 2

New members of Bingham RFC

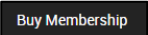
- You will need to create an account. To create a new account enter the GMS login screen via this link <https://gms.rfu.com/GMS/Account/Login>
- Initially, select find a club, type Bingham in the name box, search & then click the tick in the details highlighted for Bingham and create an account.
- Input all your personal details and follow the on screen instructions. Look for  the Next button in top right corner to progress.



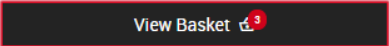
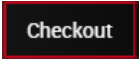
2) Check your personal profile

- Once you have logged into your account, please check your personal & contact details on your personal profile. If you need to edit any details, please click on edit button and update your record accordingly.

3) Buy Membership

- On the first screen you will see a list of “My Organisations” which you are linked to, click on Bingham RFC
 - Click on the Buy Membership  button to renew or purchase your membership. You will now be given a range of membership schemes to choose from.
- a) Select Social non playing and the format of payment that you would like: either yearly or monthly subscription.

When you order the monthly subscription, it may show as more than one purchase for the first month. This is charged at a pro rata basis.

- b) Click on View Basket  to view what you have ordered. If you are happy then click on Checkout  to complete the purchase.

- c) Select direct debit or online card payment method.

Select pay now and enter your payment details. You will be presented with a payment complete message once it has been processed - Thank you. Please note if paying by direct debit the payment takes around one week to set up and will appear as pending until it goes through.

4) Support Files

The RFU have produced guides & videos for further guidance. Please press ctrl & click on the relevant link below: -

How do I create an account at a club I have not previously been a member of?

<https://help.rfu.com/support/solutions/articles/15000031982-how-do-i-create-an-account>

What is my personal profile?

<https://help.rfu.com/support/solutions/articles/15000031941-what-is-my-personal-profile->

How do I update my personal profile?

<https://help.rfu.com/support/solutions/articles/15000031841-how-to-edit-my-account-personal-profile-details>

I have a problem with logging in or my password

<https://help.rfu.com/support/solutions/articles/15000020859-how-to-reset-your-password-problem-logging-in>

How do I renew an existing junior players affiliation?

<https://help.rfu.com/support/solutions/articles/15000031980-renew-age-grade-child-registration-process>

How do I complete a new junior player affiliation?

<https://help.rfu.com/support/solutions/articles/15000031972-age-grade-player-registration-for-a-parent-guardian>