

**CRUSADERS RUGBY UNION FOOTBALL CLUB LTD**  
Income & Expenditure Account for the year ended 31 May 2023

	Notes	Year ended 31 May 2023	9 Months to 31 May 2022
<b>INCOME</b>			
Bar Account			
Sales	1	19,212.73	13,606.93
Less Cost of Sales			
Opening Stock		2,533.23	1,132.60
Wet stock		8,632.93	9,639.33
Bar sundries		738.94	651.82
Less Closing Stock		<u>(2,387.34)</u>	<u>(2,533.23)</u>
		9,694.97	8,890.52
Beer Festival	2	14,321.85	-
Fireworks Night		14,680.42	6,116.67
Pre-Match Lunches		1,103.33	691.68
60th Celebration	3	570.83	3,026.67
Kitchen Sales		10,475.95	4,332.31
Food costs		<u>5,516.67</u>	3,991.01
	4	4,959.28	341.30
Advertising & Sponsorship		1,359.17	2,375.01
Facilities Hire		579.00	250.00
Membership Subscriptions	6	24,433.00	18,267.50
International Ticket handling		613.32	1,168.68
Kit Sales		8,797.44	8,052.92
Less Costs of Sales			
Opening Stock		6,250.00	5,086.10
Purchases		5,355.92	5,109.78
Less Closing Stock		<u>(4,753.64)</u>	<u>(6,250.00)</u>
		1,945.16	3,945.88
Miscellaneous		-	-
Interest Received		<u>968.17</u>	<u>24.82</u>
		<u>75,228.50</u>	<u>41,085.78</u>
<b>EXPENDITURE</b>			
Property & Liability Insurance		1,500.11	842.57
Water Rates		483.65	271.83
Waste Disposal		653.42	387.50
Electricity	8	10,994.28	4,227.83
Telephone/Broadband		493.15	562.31
Repairs and Maintenance		2,941.63	2,155.63
Cleaning		1,029.44	133.35
Salaries and Coaching Fees	9	6,551.67	5,917.71
Physio and First Aid Supplies		1,551.27	494.56
Junior development fees	10	1,240.63	79.17
Playing equipment	11	1,883.43	5,788.55
Staff training		759.00	734.00
Trophies and Junior presentation day		1,463.37	1,009.60
Prima cup net costs		0.01	(0.03)
Pitches Maintenance		4,095.49	3,970.17
Card machine costs		724.04	615.47
Norfolk Referees' Fees		741.00	610.00
Subscriptions to Governing Bodies		380.00	155.00
Licensing		453.48	1,005.07
Advertising & Marketing		855.94	250.00
Software		1,262.25	759.91
Website Hosting		24.54	125.00
Motor Expenses		20.83	275.62
Beer Festival		7,817.97	310.00
60th Celebrations	3	1,791.66	2,240.56
Pre Match Lunch Costs		1,797.46	
Post match meals		1,400.61	
Fireworks		8,118.43	659.13
Entertainment		288.15	306.00
Travel		(60.00)	37.50
Operating Lease Payments		-	380.20
General Expenses		372.17	293.86
Consultancy & Audit		1,300.00	23.33
Legal Expenses		-	19.17
Depreciation of Fixtures & Fittings	12	<u>3,075.96</u>	<u>2,561.24</u>
		66,005.04	37,201.81
<b>SURPLUS / ( LOSS ) FOR THE YEAR</b>		<u>9,223.46</u>	<u>3,883.97</u>

# CRUSADERS RUGBY UNION FOOTBALL CLUB LTD

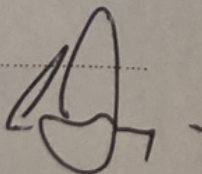
Balance Sheet as at 31 May 2023

	Notes	p/e 31 May 2023	p/e 31 May 2022
<b>FIXED ASSETS</b>			
Freehold Land at Valuation		8,400.00	8,400.00
Buildings at Valuation - Existing Clubhouse		75,000.00	75,000.00
Buildings at Valuation - New Development	13	355,141.12	74,501.21
Less Grants received		<u>(350,000.00)</u>	<u>(70,000.00)</u>
		5,141.12	4,501.21
Office Equipment		59.98	
Fixtures and Fittings		58,447.24	58,447.24
Depreciation		<u>(52,055.27)</u>	<u>(48,979.31)</u>
Fixtures & Fittings at Valuation less depreciation		6,391.97	9,467.93
		<u>94,993.07</u>	<u>97,369.14</u>
Less Loans			
Equitable Mortgages		(31,700.00)	<u>(31,700.00)</u>
Loan from RFU		<u>(150,000.00)</u>	<u>(31,700.00)</u>
		<u>(86,706.93)</u>	<u>65,669.14</u>
<b>CURRENT ASSETS</b>			
Bar Stock		2,387.34	2,533.23
Kit for resale		4,753.64	6,250.00
Equipment		3,202.35	2,426.40
Depreciation		<u>(1,467.45)</u>	<u>(254.25)</u>
Accounts Receivable		702.00	
VAT		-740.53	
Prepayments		<u>1,166.15</u>	14,512.09
Debtors and prepayments			<u>1,890.77</u>
Bank - Natwest Current	14	425.62	16,402.86
Bank - Barclays Current		23,060.81	26,921.37
Bank - Barclays Current		36,979.35	11,970.57
Bank - Development		177,407.21	143,027.21
Bank - International Tickets		-	1,452.00
Cash		<u>77.84</u>	<u>370.50</u>
		247,528.71	211,099.89
<b>CURRENT LIABILITIES</b>			
Accounts Payable		-	(3,725.56)
Income in advance		-	-
Accruals		-	-
PAYE Payable		(43.19)	(63.42)
NIC Payable		(17.16)	(17.16)
Rounding		(0.09)	(0.05)
Wages Payable		(29.40)	(9.60)
Grants and donations not spent	15	<u>(32,389.71)</u>	<u>(153,859.42)</u>
Creditors	16	(32,479.55)	(157,675.21)
		<u>128,342.23</u>	<u>119,093.82</u>
<b>ACCUMULATED FUND</b>			
Issued Share capital			
449 Shares at 5p each		24.95	24.95
Profit & Loss Account brought forward		119,093.82	115,184.91
Add Surplus/(Loss) for the year		9,223.46	3,883.96
		<u>128,342.23</u>	<u>119,093.82</u>


Financed by :

We certify that the above Balance Sheet and foregoing Income and Expenditure Account show a true and fair view of the position of the Club as at 31 May 2023 and of its profit for the period ended on that date.

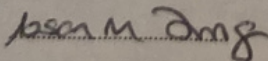
A Irving  
Chairman



Claire Alcock  
Secretary



S Irving  
Treasurer



# CRUSADERS RUGBY UNION FOOTBALL CLUB LTD

Notes to the Accounts for the 12 months ended 31 May 2023

## GENERAL

These accounts are unaudited as allowed in the Club's Rules and confirmed at the last AGM.

These accounts are for the 12 months from 1st June 2022 to 31st May 2023, and are compared to the 9 months for the last period, when the year end date was changed from 31st August to 31st May, in line with the season end, and the filing requirements of Eastern Counties.

- 1 **BAR**  
The bar made a profit in the period. During this period the bar was run by volunteers, therefore no staff costs were incurred.
- 2 **BEER FESTIVAL**  
As the annual Beer Festival took place in July, there was no Beer festival in the previous 9 month accounting period.
- 3 **60th CELEBRATIONS**  
A 60th celebration was held in May 2022, and some of the income and expenditure carried into this accounting period.
- 4 **KITCHEN**  
The profit shown from the kitchen is lower than expected, as it includes the costs for all the post match meals for the youth and adult teams. The income for this is included in the subscriptions, but costed against the kitchen.
- 5 **GRANTS**  
Crusaders RUFC received £50 000 from the Lottery Fund and £90 000 from South Norfolk Council. This was for the clubhouse development project.
- 6 **MEMBERSHIP SUBSCRIPTIONS**  
Subscriptions as agreed at the AGM of May 2022 were payable in the year.
- 7 **DONATIONS**  
The club received a substantial level of donations in the year from a variety of sources. Large donations were received from Capital Tower (£10 000) and the Utility Aid (£5000)
- 8 **ELECTRICITY**  
Energy costs significantly higher than the last the financial period. This is due to this being a 12 month period, the increase in energy costs, and the opening of the changing rooms after the redevelopment.
- 9 **SALARIES and COACHING**  
This includes the salaries for the adult team coaches, the Physio and the fees for attending schools.
- 10 **JUNIOR DEVELOPMENT FEES**  
For the current year this just includes fees for tournaments, and the costs for schools attendance is included within salaries and coaching.
- 11 **PLAYING EQUIPMENT**  
Due to donation/sponsorship from Capital Tower and Sinclair, we were able to buy a VEO camera system and new sailflags.
- 12 **DEPRECIATION**  
For fixtures and fittings this is calculated on an annual 10% straight line basis. For equipment (tackle bags, VEO and lights) the depreciation is calculated on a straight line basis over 2 years.
- 13 **DEBTORS AND PREPAYMENTS**  
This includes £13 369 VAT refund due at the end of the this financial period.
- 14 Donations and grants for the project, have been moved from the P & L to the balance sheet to show more accurately the finances of the club.