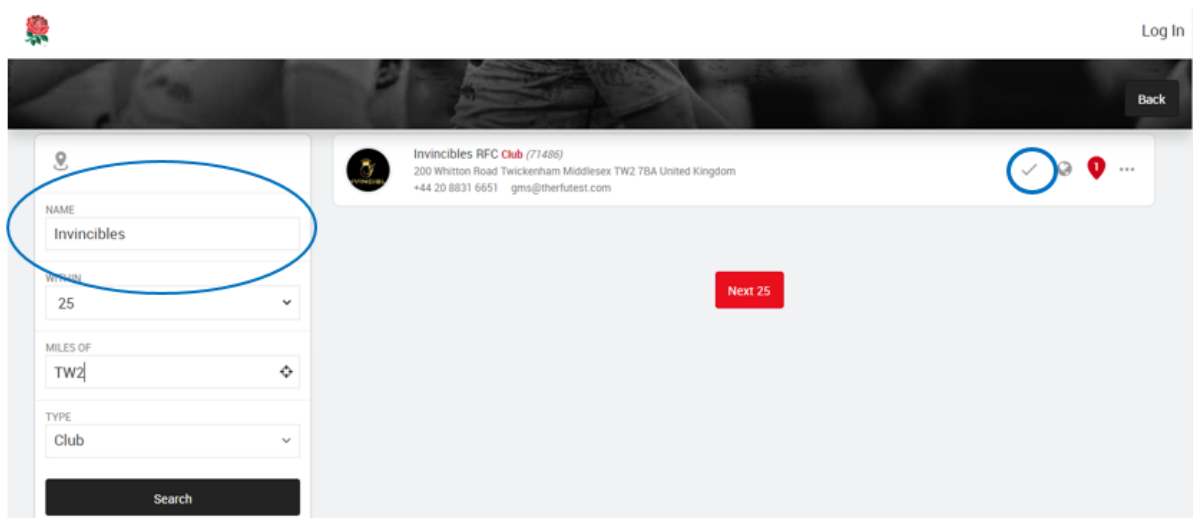
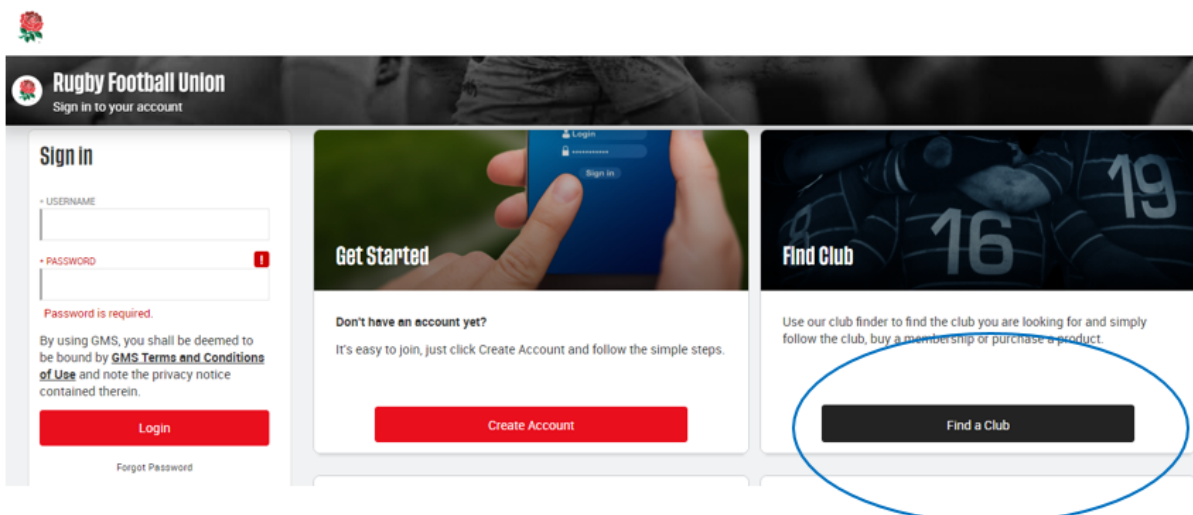


HOW DO I CREATE AN ACCOUNT

Start by visiting <https://gms.rfu.com/GMS/Account/Login>.

Please check first that you do not have an existing GMS account already set up for you, before you create a duplicate account by clicking on the 'Forgot Password' link on the Sign in page for GMS and follow the instructions. Enter your email addresses (or if you have more than one email account) and/or username. If you do not know this please contact your club/school/university where they can look up your profile and send you your credentials and the link for you to reset your password. See guide for [How to Reset My Password](#). **If you don't have a GMS account already:**

From the landing page for you to be linked to a club click on **Find a Club** to search and locate the club by name, postcode or town you want to be linked with, click the tick as circled in blue and then click on **Create Account**.



Or simply click on **create an account** if you do not wish to be linked to a club.

Rugby Football Union
Sign in to your account

Sign in

+ USERNAME

+ PASSWORD

Password is required.

By using GMS, you shall be deemed to be bound by [GMS Terms and Conditions of Use](#) and note the privacy notice contained therein.

Login

Forgot Password

Get Started

Don't have an account yet?
It's easy to join, just click Create Account and follow the simple steps.

Create Account

Find Club

Use our club finder to find the club you are looking for and simply follow the club, buy a membership or purchase a product.

Find a Club

Simply fill out the mandatory personal details on this page such as: First and Last name, email, DOB, mobile number and address, and click on **NEXT** Enter the first line of the address or house number and postcode, and the address finder (click on the magnifying glass icon) will auto populate the rest of the address fields for you, or you can manually edit this.

Create Account

Next

Personal Details

TITLE: MR | FIRST NAME: Jonny | LAST NAME: Wilkinson

EMAIL (18/100): test@resterfu.com

DATE OF BIRTH: 24/05/1979 | GENDER: Male

Mobile Phone

COUNTRY: United Kingdom (+44) | NUMBER: 07123456789

Address

ADDRESS LINE 1: Whitton Road

BUILDING: 200

CITY: Twickenham

COUNTRY: GREATER LONDON

POSTCODE: TW17 8BA

COUNTRY: UNITED KINGDOM

Welcome

Setting up your account couldn't be easier:

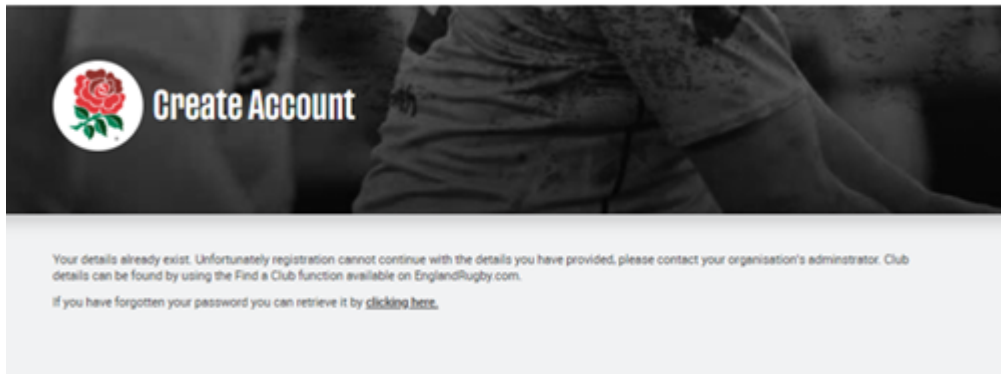
- Complete this form
- Validate your email
- Login to your profile

Registering to play?

Once you have an account you can register a family member to play:

- Go to your profile
- Add the family member
- Go to the family members profile
- Click "Player Register"

If you receive this error message you already have a GMS account, please see the guide [How to Reset my Password](#)



On the next page:

- Create and confirm your login password within the rules
- Tick if opt in the Privacy Notice
- Review the GMS and Login Terms and Conditions and tick to confirm
- Review your My Details and correct and click **NEXT**

A screenshot of the 'Create Account' registration form. At the top left is the England Rugby logo and the text 'Create Account'. At the top right, there is a search icon and a red 'Next' button circled in red. The form is divided into several sections: 'Credentials' with fields for 'YOUR PASSWORD', 'CONFIRM PASSWORD', and 'STRENGTH METER'; 'Privacy Notice' with two checkboxes for agreeing to terms; 'Waivers' with two checkboxes for agreeing to terms; 'My Details' with a summary of user information; and a 'Welcome' section with a 'Setting up your account couldn't be easier' message and a list of steps: 'Complete this form', 'Validate your email', and 'Login to your profile'. Below this is a 'Registering to play?' section with instructions on how to register a family member.

You have now created your GMS account, and should be taken into your Personal Profile Dashboard. You are ready to add family and friends, further clubs and organisations and buy memberships if your club utilises this on GMS. See the guide for What is my Personal Profile for further details.

Please watch the video below for a Step by Step how to create an account:

[RFU HOW TO VIDEO](#)