

Register a new account as a parent

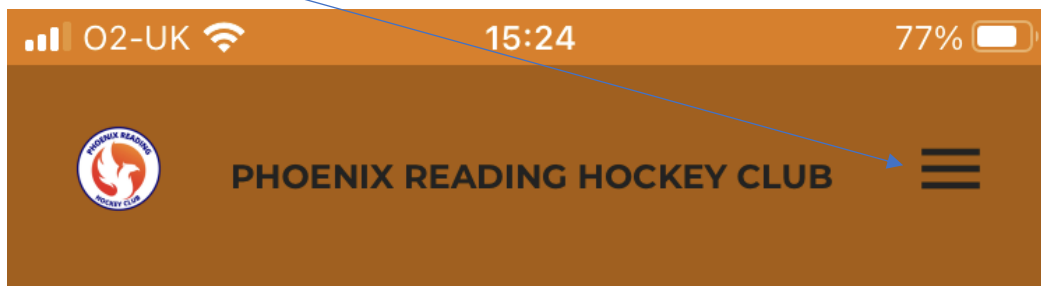
Go to the club's website – prhockeyclub.co.uk

If using a PC or Laptop, click 'Join' in the top right corner of the page –



If you're using a phone or other device you may get a different layout.

Go to the 'burger menu' (the three lines) and this will open up more menu options:



Select Join from the menu



Complete the basic registration information to create a user account.

You **must** create your Pitchero account first and then you can add your children's membership once you have your account set up.

Join Phoenix Reading Hockey Club

Signing up for your child?
Please enter **your details** below to register as a parent. You will add your child's details later in the process.

First name Last name

Email

Password

Telephone (Optional)

Date of birth

Join this club

Get these amazing benefits

- Check out the latest news with the Club App
- Confirm your selection online in seconds
- Access private team videos and photos
- Contribute to private forums and leave comments
- Make club payments online
- Receive club news direct to your inbox

Enter **your** details – Please put in your details as the parent not the child's.

Create a user account password, then click '**Join this club**'

You will need to agree to the terms:

- ❖ Terms of Service (required)
- ❖ Club's policies (required)
- ❖ Pitchero Partners (optional)

Complete the reCAPTCHA form (to prove you're not a robot)

Click '**Next**'

Tick the roles you wish to apply for.

NOTE: IF YOU'RE APPLYING AS A PARENT FOR A CHILD WHO WILL BE THE PLAYER AND CLUB MEMBER, PLEASE APPLY TO BE A PARENT.

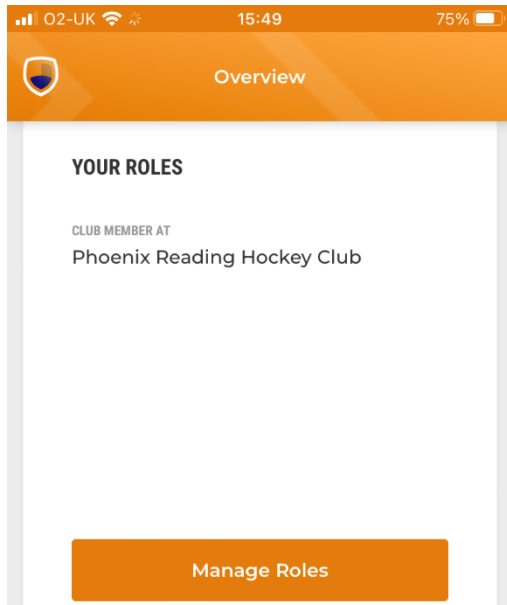
Click 'Next step'. Then add your child's details and the age group they will be playing in.

Parents are responsible for managing their child's unregistered account, including responding to availability and selection requests, messages and payments. Children under 14 cannot register an account in their own name.

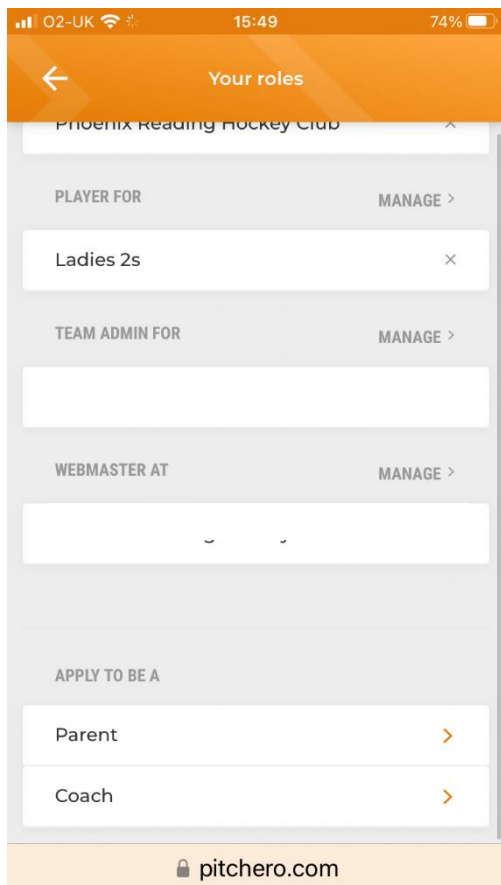
Add a parent role to an existing membership

Login to Pitchero. Click your profile image in the top right corner of the screen. Click 'Your Account' (If you are associated with more than one club, click 'Your Account' and then the club name)

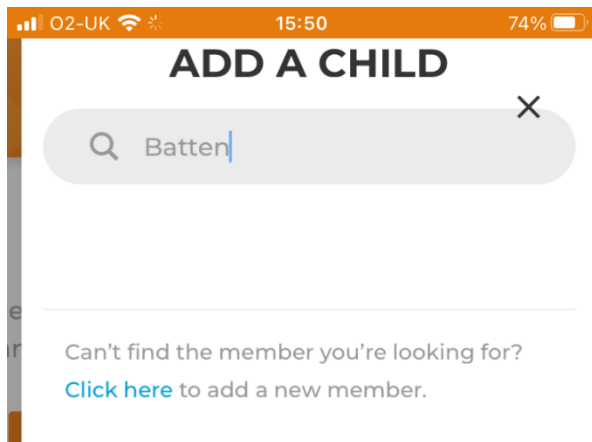
Click 'Manage roles'.



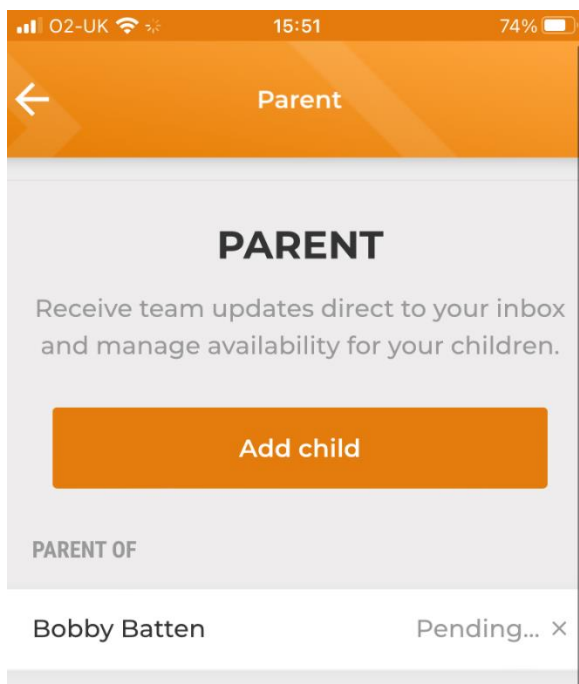
In the 'Apply to be a' section click on the Parent role.



Then “Add A Child”. Use the [Click here](#) to add a new member (which will be your child). Existing members of the club with similar names to yours will be automatically pre-populated so please be careful!!



Complete the basic child info and then continue. The status will be set to pending for that child. If you have more than one child joining you can add another using the Add child button



You will be alerted once the application has been accepted or rejected by the club.

You will be requested to complete a basic parent registration form; and your child will also need to have their details (medical, membership and contact info and agreement to club policies etc) completed.

Photography: By joining the club and completing the photography policy, you consent to your child being photographed during match days or at training for use in promotional or club advertising material. We will not identify your child by name in these photographs. If your child should not be photographed or have their photo published, you should contact the Club and ensure that we're aware of this.