



PITCHERO REGISTRATION



How to Join Pitchero

Pitchero is used for St Brendan's to manage the Club membership and website content. In order to ensure the club is compliant with RFU policies, processes and procedures, every player must have an account on the system and every parent must have an account for any child from the age of 5 to 18 years old.

The following process should be followed step by step in order to register successfully on the system. The whole process should take approx. 10 mins to register an adult and a child.

Once registered – the records go for approval before your child can start training. Please note that you and your child will also need a GMS account – see the Fees & Registration section of the St Brendan's Club Website for details on how to register on the GMS. This is the RFU's Game Management System. <https://www.sbobrfc.co.uk/a/fees-and-registration-50856.html>

Sign Up Process: There are 2 Types – New Members and Existing Members

New Members (without a current Pitchero Account)

1. In order to sign up to St Brendan's Pitchero Club Membership go to:
www.sbobrfc.co.uk

Click JOIN (as outlined below)





PITCHERO REGISTRATION



2. Once you click Join, you will see the sign-up screen as outlined below:

Pitchero [Join this club](#) [Login](#)

Already have an account? [Login](#)

Join St Brendan's RFC

Signing up for your child?

Please enter **your details** below to register as a parent. You will add your child's details later in the process.

First name Last name

Email

Password

Telephone (Optional)

Date of birth

[Join this club](#)

Or [Join via Facebook](#)

Get these amazing benefits

- Check out the latest news with the Club App
- Confirm your selection online in seconds
- Access private team videos and photos
- Contribute to private forums and leave comments
- Make club payments online
- Receive club news direct to your inbox



PITCHERO REGISTRATION



3. Once you enter your details in (Parent Details only at this stage). You will see a new page for Consents.

☐ Terms of Service

Required

I agree to the Pitchero **Terms of Service** and acknowledge my data will be stored, processed and shared by Pitchero in accordance with their **Privacy Policy**.

☐ St Brendan's RFC Consent

Required

I agree to the relevant St Brendan's RFC **Policies** and give consent for my data to be stored and processed for use in their management system which helps to organise the playing and enjoyment of sport for it's members.

☒ Pitchero Product Updates

Optional

I am happy for Pitchero to contact me from time to time regarding my account and with details of the Pitchero product range and services which may be of interest via email, post, telephone or text message. You can unsubscribe by un-ticking the box, clicking the unsubscribe link in any email footer or by emailing support@pitchero.com


☐ Pitchero Partners

Optional


From time to time, we would like to contact you via email with details of products and services offered by sports focused brands, and ask you to participate in related market research. If you consent to us contacting you for this purpose (or a third party organisation engaged to contact you on our behalf) please check the box. Allowing information from Pitchero Partners helps to keep Pitchero's fees low and saves money for your club/league/county. You can unsubscribe at any time by clicking the unsubscribe link in any email footer or by emailing support@pitchero.com



I'm not a robot



Next

Or  Join via Facebook



PITCHERO REGISTRATION



4. Once you have selected the relevant options and clicked next – you will see a screen with various options. Please follow the instructions outlined below:
 - a. Please ensure you select CLUB MEMBER – this is important as coaches will use this option to communicate with you for matches, etc.
 - b. As you are the parent, please check the PARENT box next. (Do not select the PLAYER box unless you want to apply to be a player yourself) – Click NEXT

Apply for roles?

[Skip](#)

You're now registered at St Brendan's RFC! Would you like to apply for any club roles?

☒ **Club Member**
View private areas of the site including team selection, player stats, videos and photos.

☐ **Player**
Manage availability and receive instant notifications when you've been selected to play.

☐ **Coach**
View private areas of the site and download club coaching material.

☒ **Parent**
Receive team updates direct to your inbox and manage availability for your children.

☐ **Team Admin**
Manage fixtures, select match day squads and communicate with players and parents for your team.

☐ **Webmaster**
Manage multiple aspects of the club website including Membership, Payments, Club Content and more!

Next step

5. Next add your Childs Name – type this in the box - click on the Not in this list notice.

Add your children to apply for the Parent role.

Skip parent application



PITCHERO REGISTRATION



- The next screen will ask you to select your team – this is your child's age group you are applying to join i.e. Under 10s, etc. then click ADD – Add another child or Next Step when you have finished adding your children's names

Add your children to apply for the Parent role.

First name
Tom

Last name
Thumb

Team
Not a player

- Not a player
- 1XV
- St Brendans Vets
- 2XV
- 3rds
- St Brendan's Touch Rugby
- Under 17s
- Colts
- Under 16s
- Under 15s
- Under 14s
- Under 13s
- Under 12s
- Under 11s
- Under 10s
- Under 9s
- Under 8s
- Under 7s
- Under 6s

- The last screen you will see is as follows. You can download the Pitchero Mobile App if required. (It is recommended)

Pitchero

✓ **Account created!**

Visit your account to review payments, message members and check any pending role applications.

[MY ACCOUNT](#)

[← Back to club website](#)

[Find our club on the Pitchero Club App](#)

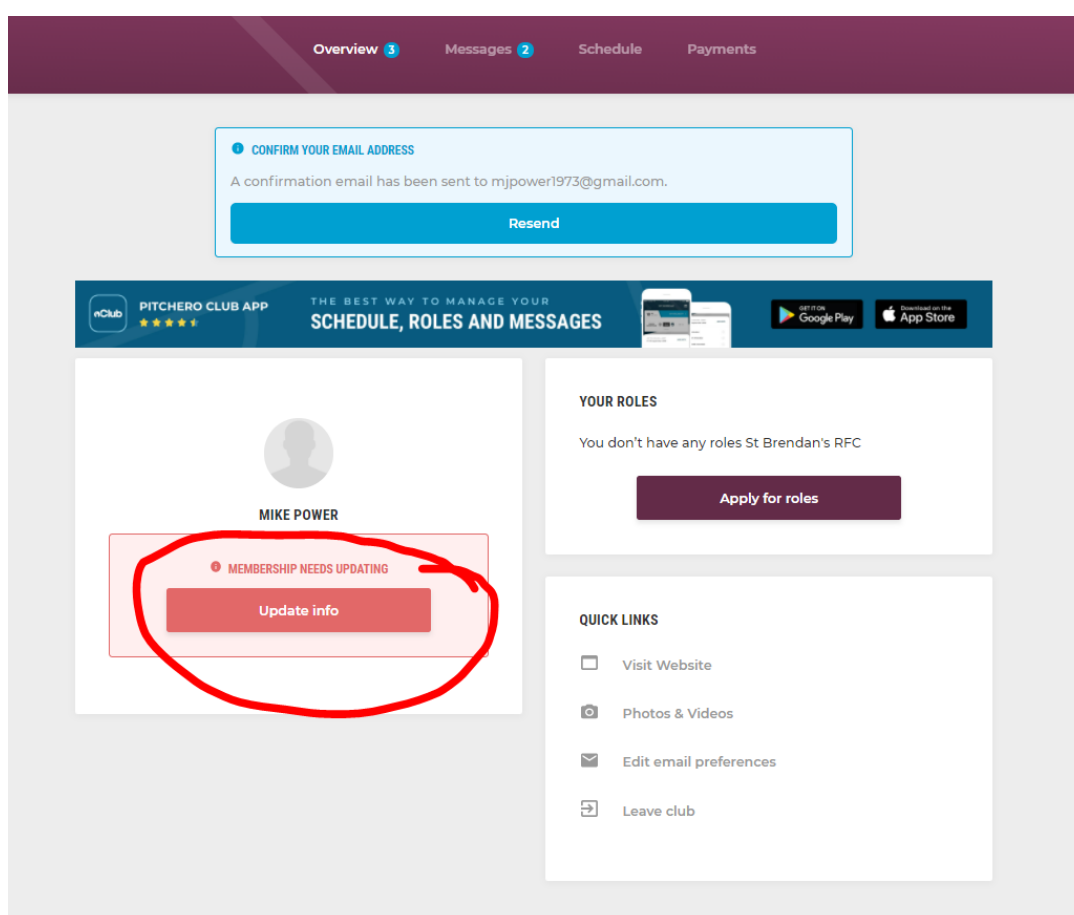
[Download on the App Store](#) [GET IT ON Google Play](#)



PITCHERO REGISTRATION



8. You will have received an email asking you to confirm your email address. This is critical as your account will not be active until this is completed. If you don't get the email within 10 minutes, then please check your SPAM folder and add the Pitchero email you received to your email SAFE LIST.
9. Log back into your account and you will be asked to update your membership information. Please ensure this is completed.



10. You must add your mobile number, Accept the Parent/Legal Carer Agreement and confirm the parent / carer name. ***(Please note if you do not accept the Parent/Legal Carer Agreement, the club cannot be held responsible for your child while at the club) – this is a compulsory requirement.)***
11. Click Save Changes and you are now complete and registered.
12. Finally, email your Head Coach stating you have completed your registration and go to <https://www.sbobrfc.co.uk/a/fees-and-registration-50856.html> to ensure you have completed the additional steps as required.



PITCHERO REGISTRATION



Existing Pitchero Members (Adding a new or additional Child)

1. Log into your Pitchero Account at www.sbobrfc.co.uk
2. Click on MANAGE ROLES as per the screen below

The screenshot displays the Pitchero user interface for a member named Mike Power. At the top, there is a navigation bar with tabs for Overview, Messages, Schedule, and Payments. Below this, the user's name 'Mike' is shown with a dropdown arrow. A confirmation message states: 'CONFIRM YOUR EMAIL ADDRESS. A confirmation email has been sent to mjpower1973@gmail.com. Resend'. Below the message is a banner for the 'PITCHERO CLUB APP' with the text 'THE BEST WAY TO MANAGE YOUR SCHEDULE, ROLES AND MESSAGES' and links to download the app on Google Play and the App Store. The main content area is divided into two sections. On the left, the user's profile is shown with a placeholder image, the name 'MIKE POWER', and a status 'Membership up-to-date' with a checkmark. A 'Membership info' button is located below the profile. On the right, the 'YOUR ROLES' section is highlighted with a red circle. It lists 'CLUB MEMBER AT St Brendan's RFC' and 'PARENT OF Tom Thumb'. A 'Manage Roles' button is positioned below the roles list. At the bottom right, there is a 'QUICK LINKS' section with options: 'Visit Website', 'Photos & Videos', 'Edit email preferences', and 'Leave club'.



PITCHERO REGISTRATION



3. To add a new child – click on the MANAGE button beside the Parent of Option

4. Click ADD CHILD

5. Next type your child's name



PITCHERO REGISTRATION



- Next click to ADD a new member

ADD A CHILD X

Q Rosie Thumb

No matching members found.

Can't find the member you're looking for?
[Click here](#) to add a new member.



- Next select the age group the child should play for and then ADD CHILD

ADD A CHILD X

FIRST NAME
Rosie

LAST NAME
Thumb

TEAM
Not a player

Not a player

1XV
2XV
Under 14s
Under 13s
Under 12s
Under 11s
Under 10s
Under 9s
Under 8s
Under 7s
Under 6s
Under 15s
Colts
Under 16s
3rds
St Brendans Vets
Under 17s
St Brendan's Touch Rugby

- The record will then go for Approval.
- Please inform the Head Coach you have completed this.