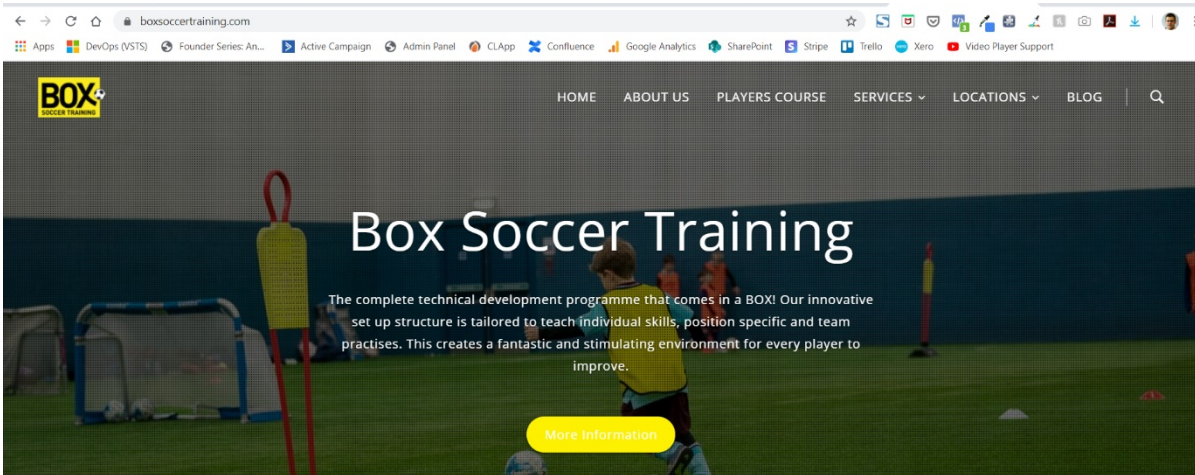
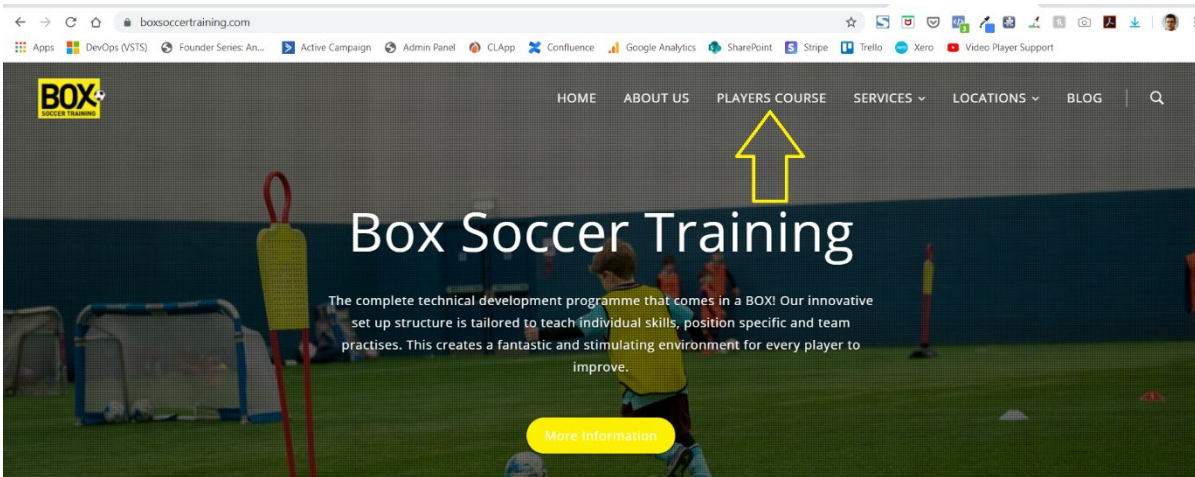


Accessing the Players Course

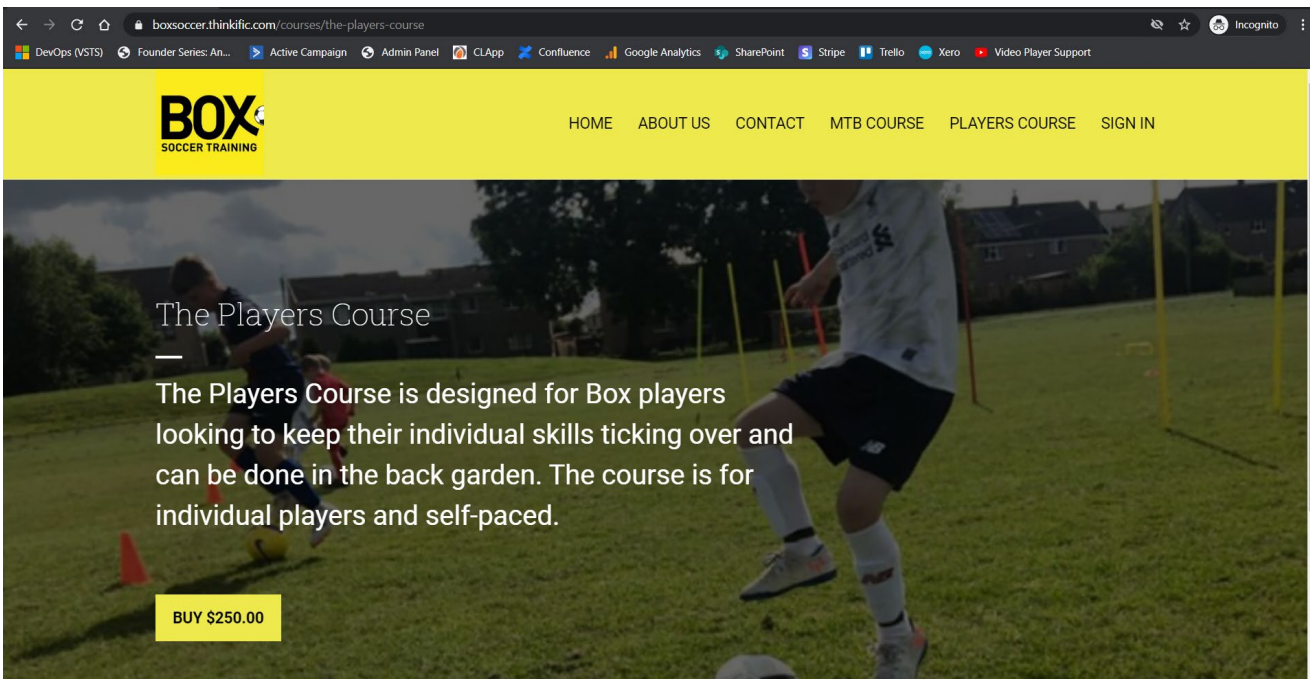
Step 1: Visit > <https://boxsoccertraining.com/>



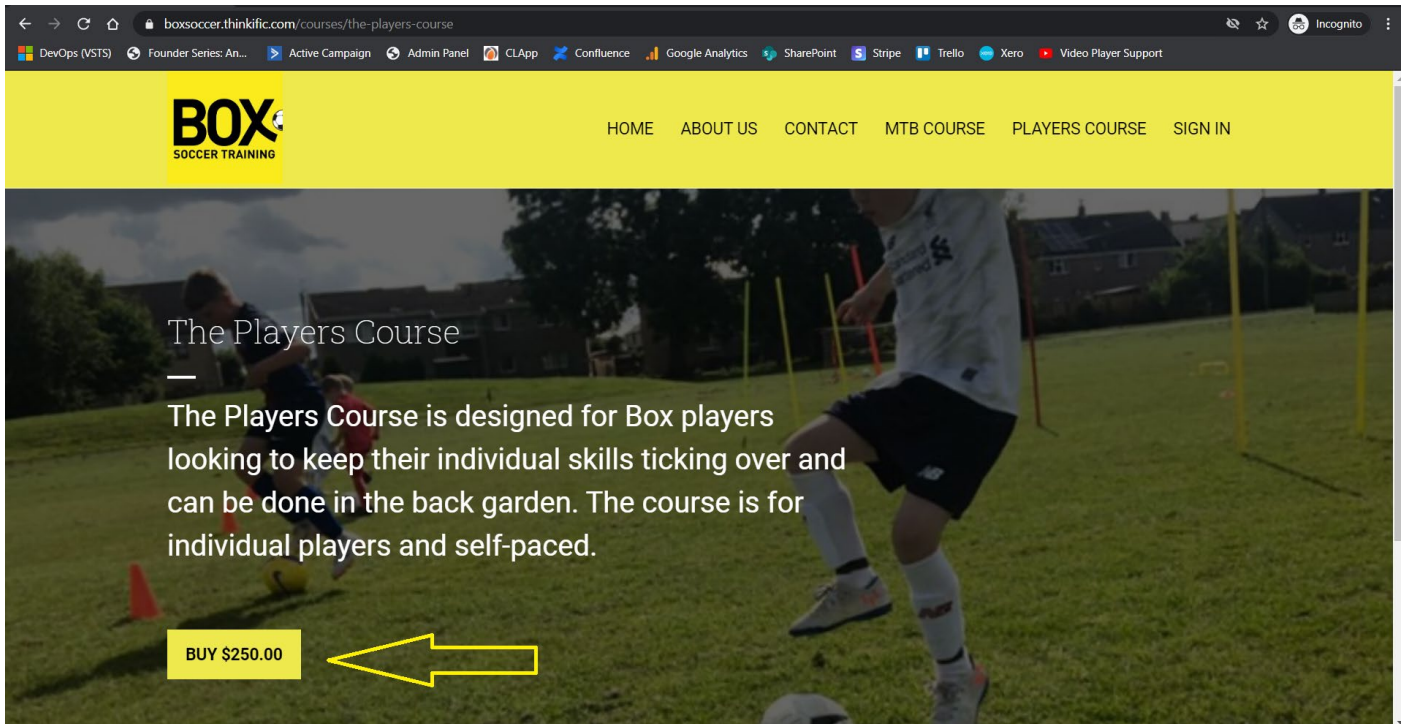
Step 2: Click on 'Players Course'



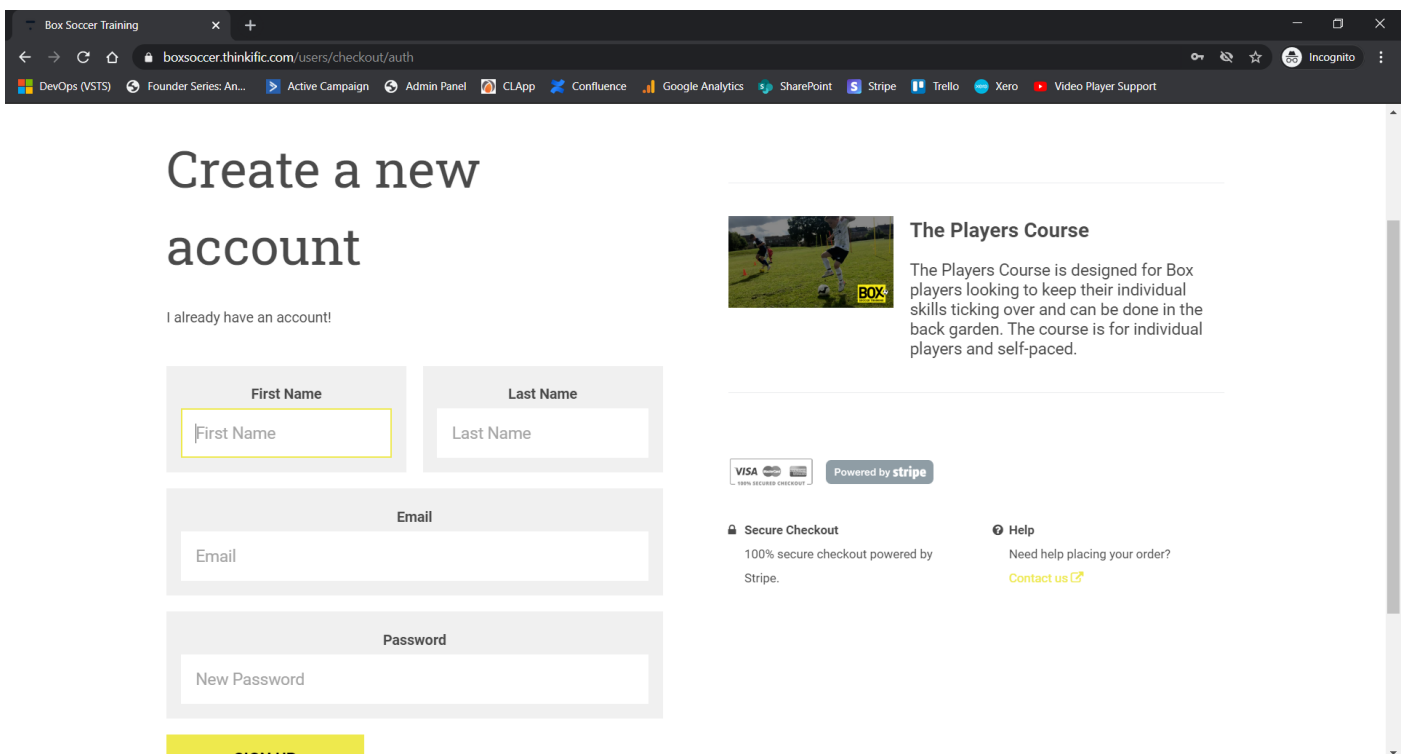
Takes you to here:



Step 3: Click on 'Buy \$250.00' (Don't worry – you won't be charged that).



Step 4: Register Details. Use your own email address and create a secure password that no one else knows.



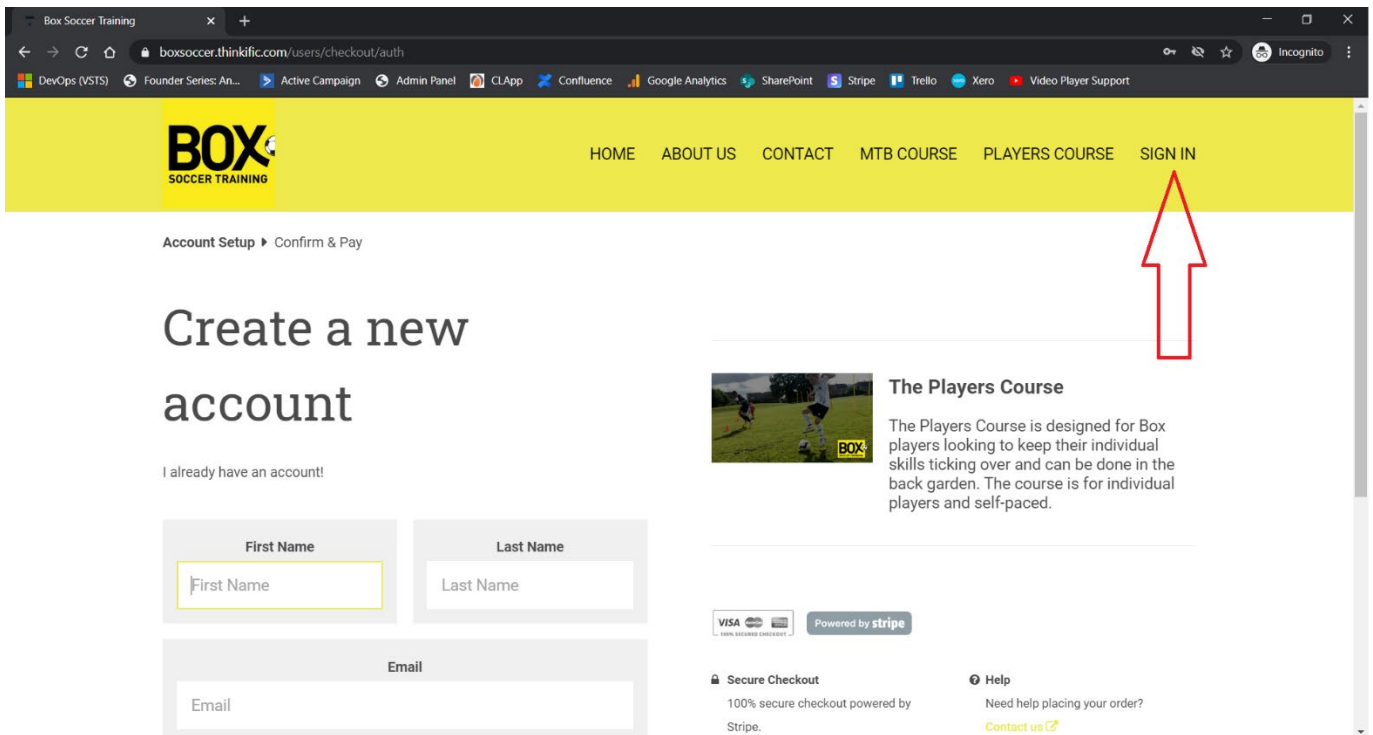
Step 5: Click on 'Have a Coupon'.

The screenshot shows the checkout page for 'Box Soccer Training'. The header includes the logo and navigation links: HOME, ABOUT US, CONTACT, MTB COURSE, PLAYERS COURSE, MY DASHBOARD, and THIS IS A TEST M. The main heading is 'Complete your purchase'. Below it, a table lists 'The Players Course' for \$250.00 USD and a 'Total Price' of \$250.00 USD. A red arrow points to a yellow 'Have a coupon?' link. Below this is a 'Card Information' section with fields for 'Card number' and 'MM / YY CVC'. On the right, there is a promotional card for 'The Players Course' with a description and a 'Secure Checkout' section powered by Stripe.

If Coupon Code inserted correctly, price will change to \$0.00:

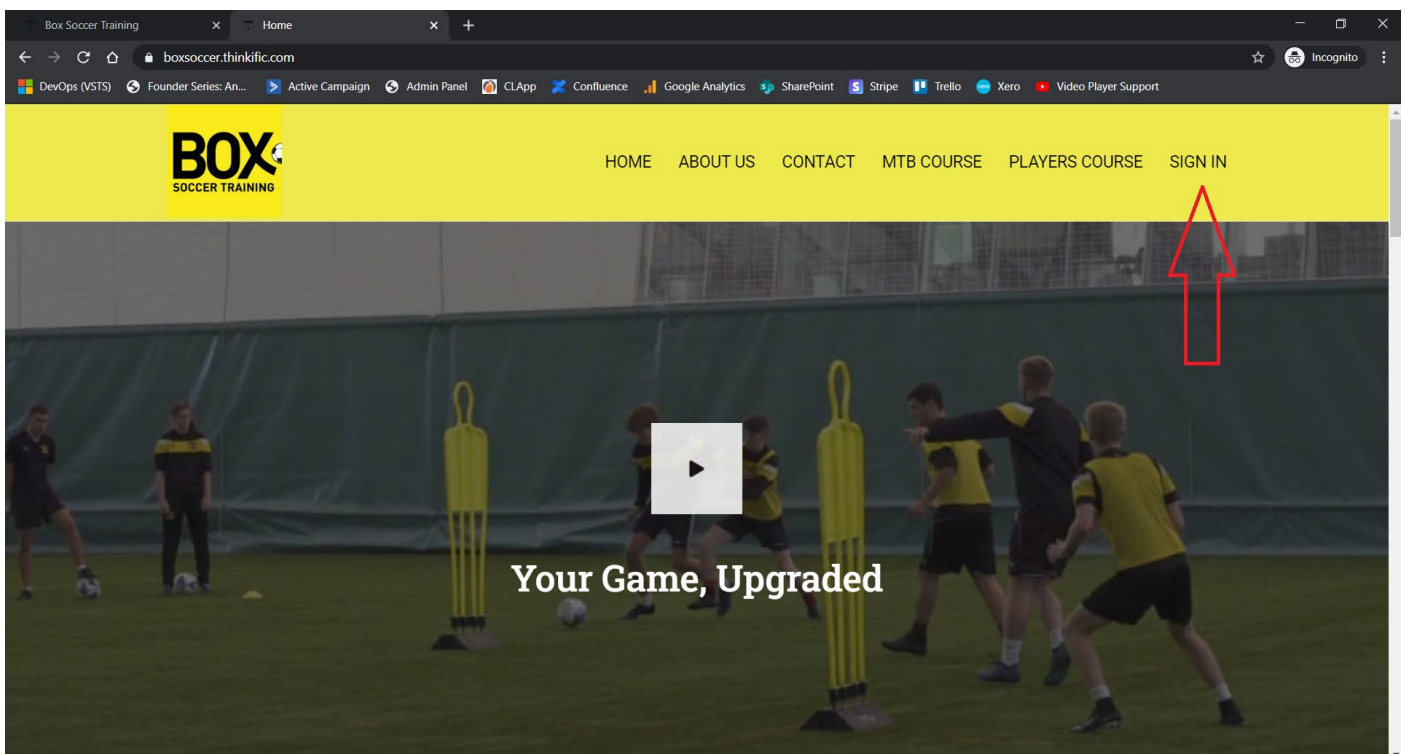
This screenshot shows the same checkout page after a coupon code has been applied. The 'Total Price' is now \$0.00 USD. A yellow 'ENROLL NOW' button is visible at the bottom left. The 'Have a coupon?' link is no longer present, and the 'Card Information' section is not visible. The rest of the page layout, including the header, navigation, and product details, remains the same.

Step 6: To Sign Into your account after enrolled, either repeat steps in stage 1 and click Players Course again and then Sign In:



Or:

Go Direct to <https://boxsoccer.thinkific.com/> and sign in there:



Step 7: To view other courses you've signed up to, click on 'Go to Dashboard':

The screenshot shows a web browser window with the URL `boxsoccer.thinkific.com/courses/take/the-players-course/lessons/11350741-intro-to-ball-rythms-toe-taps`. The page title is "Intro to Ball Rythms Toe Taps" and it shows "0 DISCUSSIONS". On the left sidebar, under "The Players Course" (65% complete), there is a list of lessons: "Welcome" (1/1), "Ball Mastery" (3/3), "Ball Rythms" (1/3), "Intro to Ball Rythms Toe Taps" (VIDEO - < 1 MIN), "Ball Rhythm 3 Fabregas" (VIDEO - < 1 MIN), "Drag and Stop" (VIDEO - < 1 MIN), and "Individual Ball Skills" (2/4). A red arrow points to the "< Go to Dashboard" link at the top of the sidebar. The main content area features a video player showing a man on a soccer field with a ball and yellow cones. Below the video, the text reads: "Keep your eyes up as much as possible" and "Always on your toes". At the bottom right of the video player, there is a blue button labeled "COMPLETE & CONTINUE →".

The Courses you have registered will sit here on your dashboard. If you wish to discuss the course with a fellow participant or one of the coaching staff you can post in the 'Community' or even upload a video of your progress. To upload a video, you will need to do this via YouTube or Vimeo.



Welcome back, Kenneth R!

My courses

[View more courses](#)

All ▾



The Players Course

See Overview

Replay Course

My communities



Players Course Community

1 post