

SOCIAL DISTANCING GUIDANCE

PLAYER, COACH AND PARENT GUIDANCE

THESE GUIDES ARE INTENDED TO BE A TEMPLATE, PROVOKING THOUGHT AROUND SOCIAL DISTANCING MEASURES. SHOULD YOU WISH TO USE THEM, YOU MAY HAVE TO SUITABLY ADAPT TO YOUR OWN COACHING ENVIRONMENT.

PLEASE NOTE:

I am happy for these guides to be shared for non-commercial use. If anyone wishes to use the guides in any other manner it should be credited to me. In the case of intended commercial use, specific permission must be obtained.



BURGHFIELD F.C. - COACH GUIDE

Copyright © 2020 NEIL ANTROBUS

PREPARATION AT HOME



WEAR CLEAN COACHING KIT.



BRING YOUR OWN (SMALL) HAND SANITISER AND A DRINK.



COACHING EQUIPMENT.



FIRST AID KIT INCLUDING BASIC PPE (FACE MASK, GLOVES AND GOGGLES)



DISINFECTANT FOR USE PRIOR AND POST SESSION.



WASH YOUR HANDS WITH SOAP AND WATER. (20 SECONDS) BEFORE LEAVING FOR TRAINING.

DURING TRAINING



AS THE PLAYERS ARRIVE, DIRECT THEM TO THEIR 'SAFE AREA'.

LEAVE THEIR BELONGINGS HERE.

SANITISE HANDS



EXPLAIN CLEARLY THE TASK AND CHECK THEIR UNDERSTANDING.

LET THEM BEGIN!



REMAIN 3 STEPS APART FROM ANYONE ELSE THROUGHOUT.

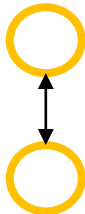
ARRIVAL AT TRAINING



ASSESS THE AREA FOR POTENTIAL DANGERS, TAKING INTO ACCOUNT THE PREPARED RISK ASSESSMENT.



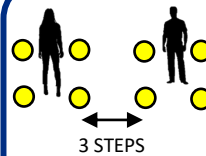
APPLY GLOVES AND BEGIN TO DISINFECT ALL EQUIPMENT TO BE USED PRIOR TO THE SESSION.



SET-UP PLAYER 'SAFE ZONES' USING HOOPS ENSURE THEY ARE 2 METRES APART.



ORGANISE A CLEAR 'FIRST AID AREA'.



ORGANISE A CLEAR 'PARENTS AREA'



SET-UP AND ORGANISE THE SESSION.



SANITISE HANDS AND BE READY TO WELCOME THE PLAYERS WITH A 'THUMBS UP' AS THEY ARRIVE.

AT THE END OF TRAINING



ASK THE PLAYERS TO RETURN TO THEIR 'SAFE AREA'.

SANITISE HANDS

COLLECT BELONGINGS



OBSERVE FOR A PARENT GIVING THEIR CHILD A 'THUMBS UP' TO DEPART.



ONCE ALL PLAYERS HAVE LEFT.

DISINFECTANT EQUIPMENT POST SESSION.



BURGHFIELD F.C. - PLAYER GUIDE

Copyright © 2020 NEIL ANTROBUS

BEFORE TRAINING



WEAR A CLEAN KIT



BRING YOUR OWN (SMALL) HAND SANITISER.

PUT YOUR NAME ON IT.



BRING YOUR OWN DRINK.

PUT YOUR NAME ON IT.



WASH YOUR HANDS WITH SOAP AND WATER. (20 SECONDS)

BEFORE LEAVING FOR TRAINING.

ARRIVING AT TRAINING



TIE YOUR LACES OR ASK YOUR PARENT TO HELP.

YOUR COACH CANNOT HELP.



GET A THUMBS UP FROM YOUR COACH TO MOVE INTO THE 'SAFE AREA'.



PUT YOUR BELONGINGS IN YOUR 'SAFE AREA'.



APPLY SOME HAND SANITISER.



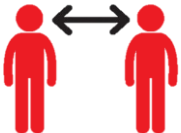
YOUR COACH WILL TELL YOU WHAT TO DO NEXT.

DURING TRAINING



DO NOT TOUCH EQUIPMENT WITH YOUR HANDS.

3 STEPS



REMAIN 3 STEPS APART FROM ANYONE ELSE.



COVER YOUR MOUTH AND NOSE WITH A TISSUE OR YOUR SLEEVE (**NOT YOUR HANDS**) WHEN YOU COUGH OR SNEEZE.



PUT YOUR TISSUE IN THE BIN IMMEDIATELY AND USE YOUR HAND SANITISER.




IF YOU NEED BASIC FIRST AID TREATMENT YOU WILL BE SENT TO THE 'FIRST AID AREA'.

A COACH WILL TRY TO GUIDE YOU THROUGH YOUR OWN TREATMENT, OR THEY MAY ASK YOUR PARENT TO HELP YOU.

BAD INJURY

STAY WHERE YOU ARE AND DO NOT TRY TO MOVE. YOUR COACH AND PARENT WILL HELP YOU.

AFTER TRAINING



RETURN TO YOUR 'SAFE AREA'.



APPLY SOME HAND SANITISER.



GET A THUMBS UP FROM YOUR PARENT BEFORE LEAVING THE 'SAFE AREA'.



BURGHFIELD F.C. - PARENT GUIDE

Copyright © 2020 NEIL ANTROBUS

PREPARING FOR TRAINING



PLEASE READ THROUGH YOUR TEAM **RISK ASSESSMENT**.

SIGN THE TRAINING CONSENT FORM.

RETURN THE FORM TO YOUR COACH.



PLEASE READ THROUGH THE PARENT AND PLAYER GUIDANCE.

BEFORE TRAINING



YOUR CHILD WILL NEED TO WEAR A CLEAN KIT.



YOUR CHILD WILL NEED THEIR OWN HAND SANITISER WITH THEIR NAME CLEARLY MARKED.



YOUR CHILD WILL NEED TO BRING THEIR OWN DRINK WITH THEIR NAME CLEARLY MARKED.



YOU AND YOUR CHILD SHOULD WASH YOUR HANDS WITH SOAP AND WATER (20 SECONDS) BEFORE LEAVING FOR TRAINING.

ARRIVING AT TRAINING



PLEASE ASK OR HELP YOUR CHILD TO TIE THEIR LACES BEFORE ENTERING THE VENUE.

YOU CHILD'S COACH CANNOT HELP DUE TO SOCIAL DISTANCING.

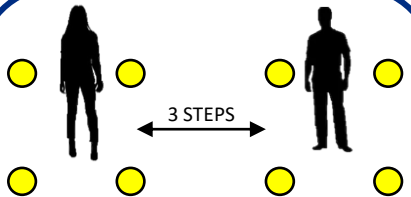


PLEASE WALK WITH YOUR CHILD TOWARDS YOUR COACH.

REMAIN A SAFE DISTANCE AWAY (5 -10 METRES).

WHEN YOUR COACH SEES YOU, YOUR CHILD WILL GET A THUMBS UP TO MOVE INTO THE 'SAFE AREA'.

DURING TRAINING



PLEASE OBSERVE THE SESSION FROM THE 'PARENT HUBS' SHOWN BY THE YELLOW CONES.

ONE PARENT PER HUB UNLESS FROM THE SAME HOUSEHOLD.

REMAIN IN VIEW OF YOUR CHILD AT ALL TIMES.



IF YOUR CHILD REQUIRES BASIC FIRST AID TREATMENT THEY WILL BE SENT TO THE 'FIRST AID AREA'.

A COACH MAY ATTEMPT TO GUIDE YOUR CHILD THROUGH THEIR TREATMENT, OR THEY MAY REQUIRE YOUR ASSISTANCE. THIS WILL BE INDICATED BY THE COACH.



IF YOUR CHILD HAS A SERIOUS INJURY, THE COACH WILL IMMEDIATELY SEND ALL ABLE PLAYERS TO THEIR 'SAFE AREAS'.

THE COACH WILL APPLY BASIC PPE (IF POSSIBLE) BEFORE ANY EMERGENCY TREATMENT.

PARENTAL SUPPORT WILL BE REQUIRED. DIAL 999

AT THE END OF TRAINING



YOUR CHILD WILL:

RETURN TO THEIR 'SAFE AREA'.

SANITISE HANDS

COLLECT THEIR BELONGINGS.



GIVE YOUR CHILD A 'THUMBS UP' TO SHOW YOU HAVE SEEN THEM AND ARE READY TO DEPART.

THE COACH WILL SEE THIS AND INDICATE THEY CAN LEAVE.

IF YOU URGENTLY NEED YOUR COACH AND CANNOT SAFELY GET TO THEM, GIVE THEM A CALL.