



TUNBRIDGE WELLS HOCKEY CLUB – PITCHERO

SET YOUR AVAILIBTY WITH THE CLUB APP

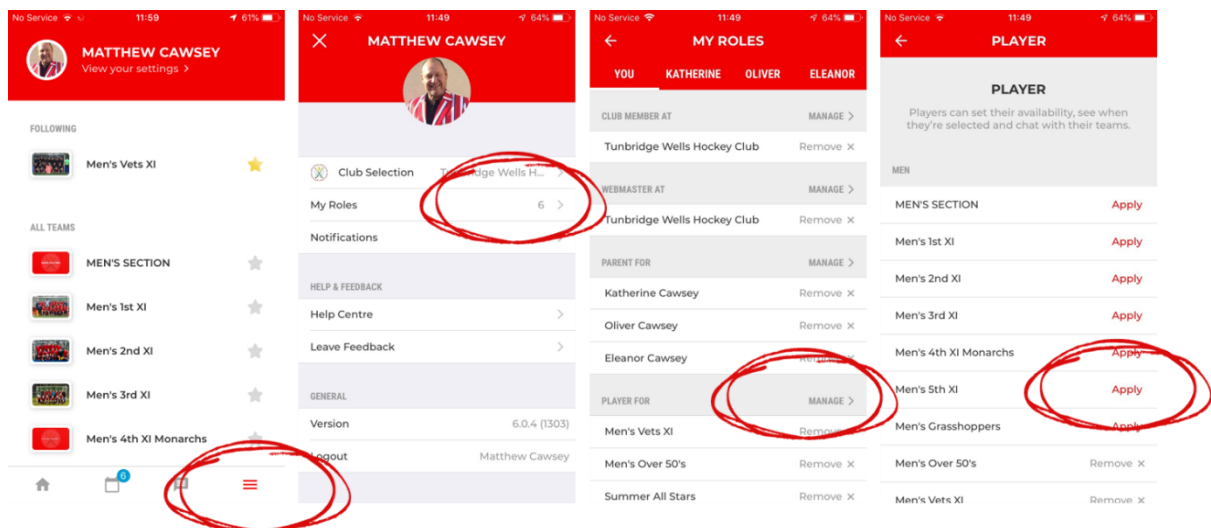
Firstly, you can only see games / set availability in your schedule for the teams you are registered as a Player for!

If you are not seeing games that you would expect, please check first that you are registered as a player for that team.

If not, you will need either a Team Admin to add you into that team, or you can simply use the Club App to apply to be a player for that team – using **'Manage My Roles'**

Applying For New Role

Using the Club App, here is how to 'Apply for a New Role' e.g. Player in an additional team...



Setting Availability

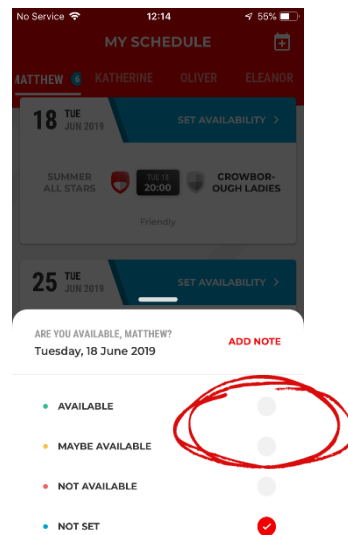
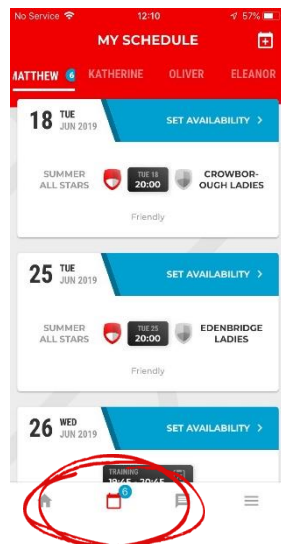
You can see all your primary teams' games for the season in your schedule, so you can set availability well in advance, which is a great help.

If you have not set availability, the system will automatically prompt you to set your availability, every 24 hours, starting from 6 days before the game. In the Club App Schedule, in pale blue it should say, 'Set Availability'. Click here.

PLEASE NOTE: YOU ARE SETTING YOUR AVAILABILITY FOR THIS GAME **BUT** YOU ARE NOT GUARANTEED TO BE SELECTED FOR THIS TEAM.



YOU ARE ALSO STATING THAT YOU ARE GENERALLY AVAILABLE TO BE SELECTED ON **THIS DATE** AND YOU MAY BE PICKED FOR ANOTHER TEAM DURING SELECTION. IF YOU CAN ONLY MAKE THIS SPECIFIC GAME, YOU SHOULD STATE THAT IN THE NOTES.



You can ADD NOTE to your Team Captain, e.g. "I'll be arriving late", "P.M. Only", "Home only"

Following your sections Selection Meeting, once teams have been picked, the team selection will Published by your Captain / Team Admin.

Players will then be notified which team/game they have been selected for and asked to respond, confirming they can play in that match.

End of Document