



BTM UTD FC | 50 YRS 1969 - 2019



**Club** **BTM Club App**

- ⚽ View Training Sessions [\*Games & Tournaments]
- ⚽ Notify Coaching Team of your Childs Availability
- ⚽ Stay upto date with Club News, Docs, Events, Photo's and Video's
- ⚽ Communicate with your Childs Age Group Coaching Team
- ⚽ \*\* Mark Attendance at Training / Games / Tournaments with Ease

\* For when Grassroots Football can return to thise level of playing.  
 \*\* Compulsory under FAW's Test, Trace & Protect Service (TTPS)

**DOWNLOAD NOW!**

GET IT ON **Google Play** Search your App Store for 'Pitchero Club' **Download on the App Store**

# INTRODUCING BTM UTD FC'S 'CLUB' APP FOR ALL

BY ROBERT STONES  
1 DAY AGO

[SHARE](#)

Whether you're a BTM Utd FC Player, Parent of, Coach, or Supporter, the Club App has everything that you need to follow YOUR club on the move!

*Tell me and I forget. Teach me and I remember. Involve me and I learn.*

BENJAMIN FRANKLIN

**YOU MUST FOLLOW THE CLUB FOR**

# YOU MUST FOLLOW THIS GUIDE FOR A SUCCESSFUL REGISTRATION!

**\*TOP TIP\*** Print out the **PDF Guide**, to make the steps easy to follow during the process!

We will detail how our Parents / Guardians of Players (Coaches and Team Admins can utilise their previously registered details for access to the 'Pitchero Club' app too) can Successfully Register, Login and utilise the key areas of the '**Pitchero Club**' app, which will then enable all of our wonderful club's Participants to gain the maximum out of the Pitchero powered Platform - experiencing much needed streamlining to your child's age group communication with coaches, latest news, latest events, and saving precious #GrassrootsTimeSaving for all concerned.

## **\*IMPORTANT NOTE\***

If you don't have, or wish to download the 'Pitchero Club' app, worry not, you can just complete the steps below that pertain to registering on the BTM United FC website alone. The only difference will be that you won't have the various features on the go, but you CAN still access mostly all, from a laptop/desktop pc at times to suit yourself.

**Step #1. Please Download your device's version of the 'Pitchero Club' App** by clicking either of the below operating system providers but DO NOT register via the app. Once downloaded, proceed to Step #2 below;



Download It Here: **Android OS**



Download It Here: **Apple iPhone/iPad**

## **Step #2. Create your Pitchero Account**

To log into BTM's '**Pitchero Club**' app you will **FIRST** need

To log into BTM's Pitchero Club app, you will first need a Pitchero Platform account, as your Pitchero account will then need to be linked to BTM's - where you can manage

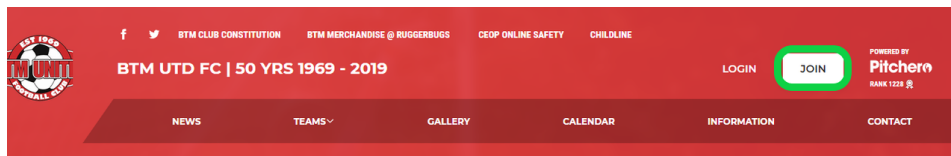
your details within the club and access your Parent / Guardian / Coach / Team Admin role(s) within BTM, which will have had the correct access permissions already granted in advance of your registering.

To do so, please follow these steps;

## Register a new 'Pitchero' account

Step-by-step guide:

- 1) Go to the club's **BTM UTD FC | 50 YRS 1969 - 2019 | WWW.BTMUnited.Co.Uk** website in your chosen internet browser
- 2) Click '**JOIN**' in the top right corner of the page



- 3) Enter your details
- 4) Click '**Join this club**'
- 5) Agree to the terms
  - Terms of Service (required)
  - Club's policies (required)
  - Pitchero Partners (optional)
- 6) Complete the reCAPTCHA form
- 7) Click 'Next'
- 8) Tick the following roles: '**Club Member**' and '**Parent**' which you have been authorised to apply for at this stage
- 9) Click '**Next step**'

**\*PLEASE NOTE\*** Parents, you should register with **YOUR OWN** details as above, first and foremost. Then when you have successfully registered and gained access to your account, you will be able to then apply for the '**Parent**' role of your child(ren) in the '**Apply for roles**' feature of your account once setup. This will link your parent account, to your child player(s) within the club and our use of the Pitchero Platform, with all of its great features that it offers all within the club.

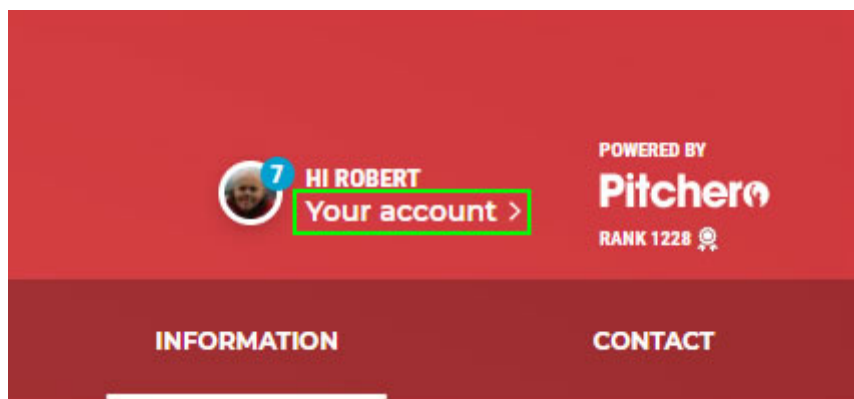
## Step #3. View my next required actions

Some roles will require some more information by the club, specific to your role. After registering, go the '**Your Account**' area of your membership to view and update your details.

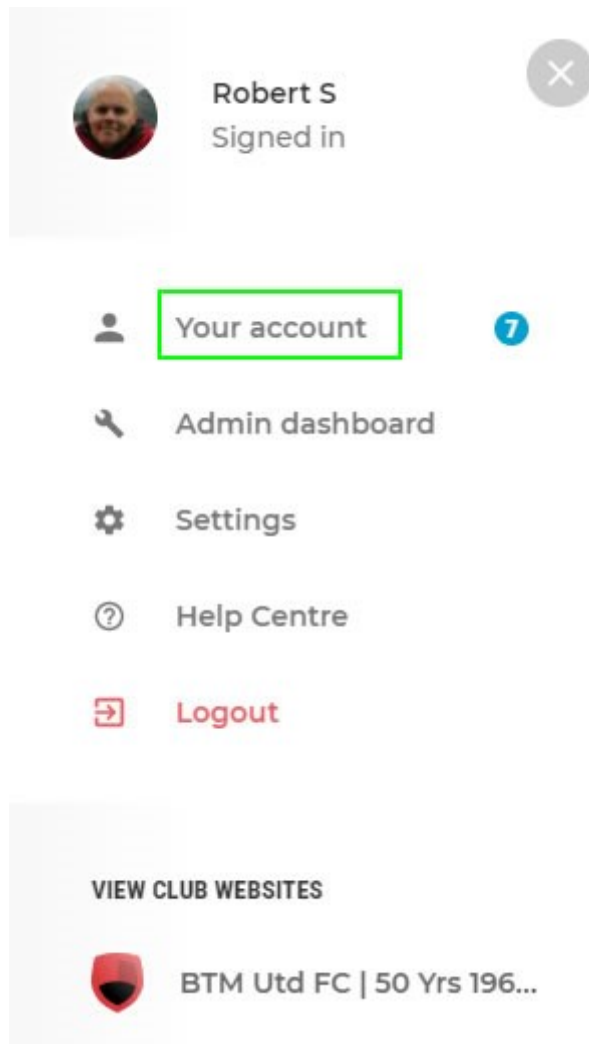
### Required Actions

Step-by-step guide:

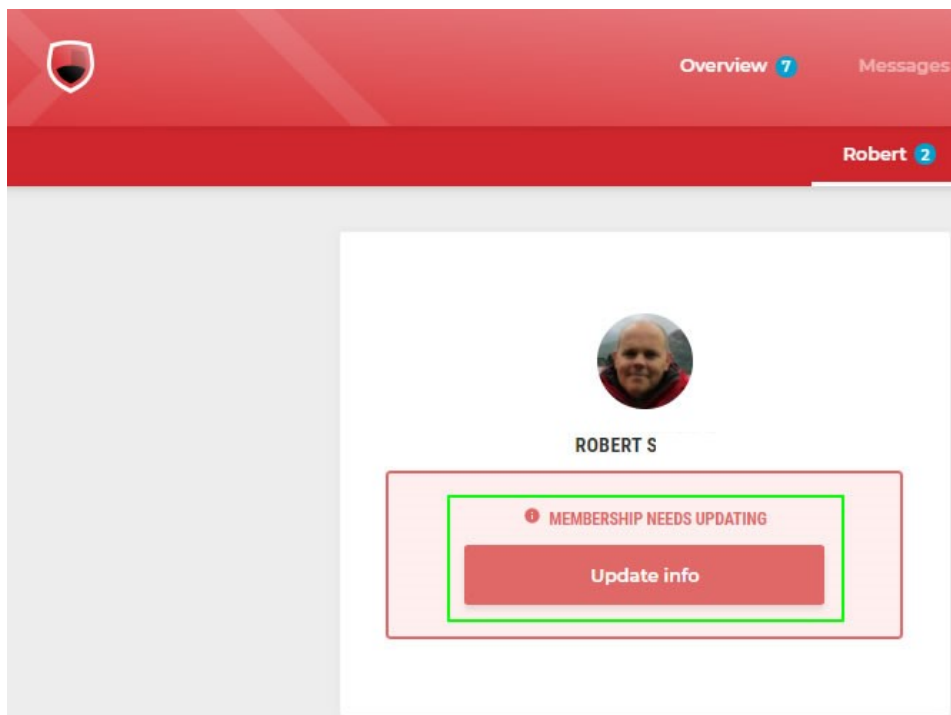
1) On the Account created page, click '**Your Account** button'



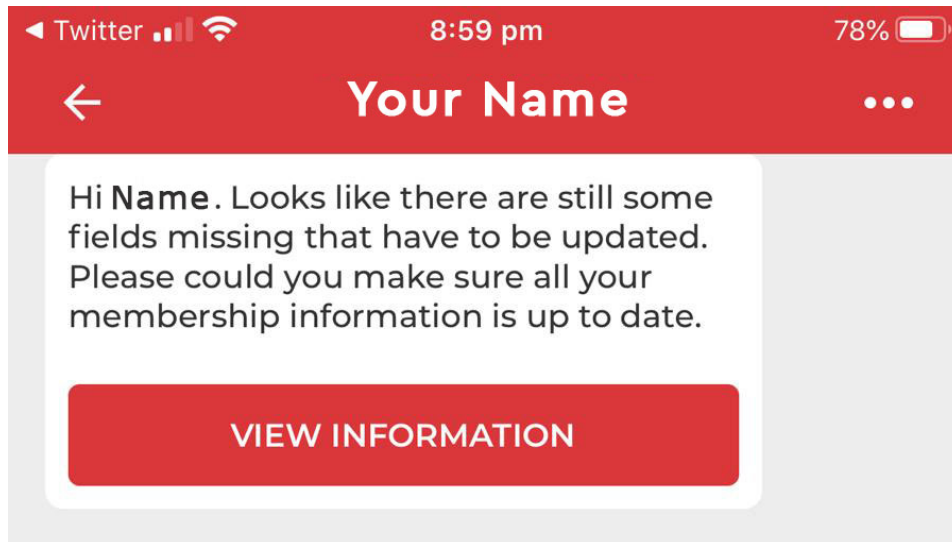
2) Click '**Your Account**' link (if your club requires some information from you, the link will be 'Update Info')



3) View and update your membership information where required



4) If you do NOT update your BTM account within the first couple of days of initial registration, you will receive periodic 'nudge' emails, to remind you to complete this required information.



5) Click 'Save changes'

For existing members, [click here](#) for guidance on managing your information with the club.

## Step #4. Login to your Pitchero BTM Club Account

Next, you need to login to your Pitchero linked BTM account, with the credentials that you submitted in **Step #2** above.

1) Go to the club's [BTM UTD FC | 50 YRS 1969 - 2019 | WWW.BTMUnited.Co.Uk](#) website in your chosen internet browser

2) Click 'LOGIN' in the top right corner of the page;



You can also follow this further guidance, should you encounter any issues:

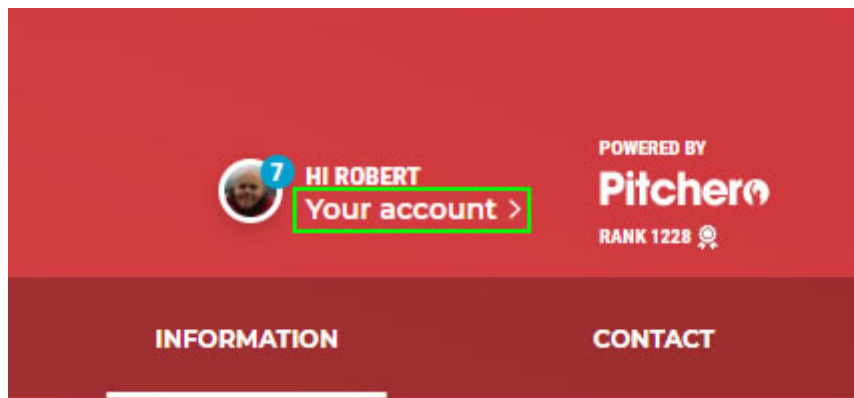
<https://help.pitchero.com/knowledge/login-to-pitchero>

## Step #5. Manage / Add / Remove Your BTM Roles

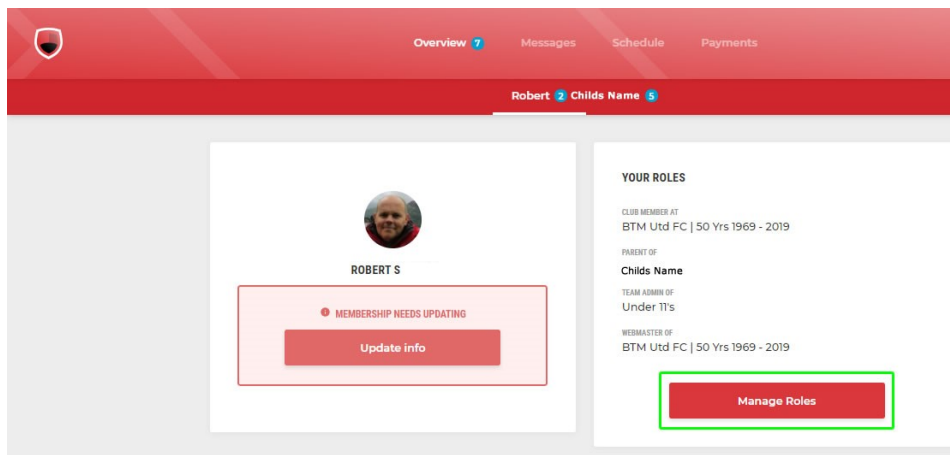
### Apply for a new member role

Step-by-step guide:

- 1) Login to your Pitchero BTM account (if not already done so)
- 2) Click your profile image in the top right corner of the screen
- 3) Click 'Your Account'

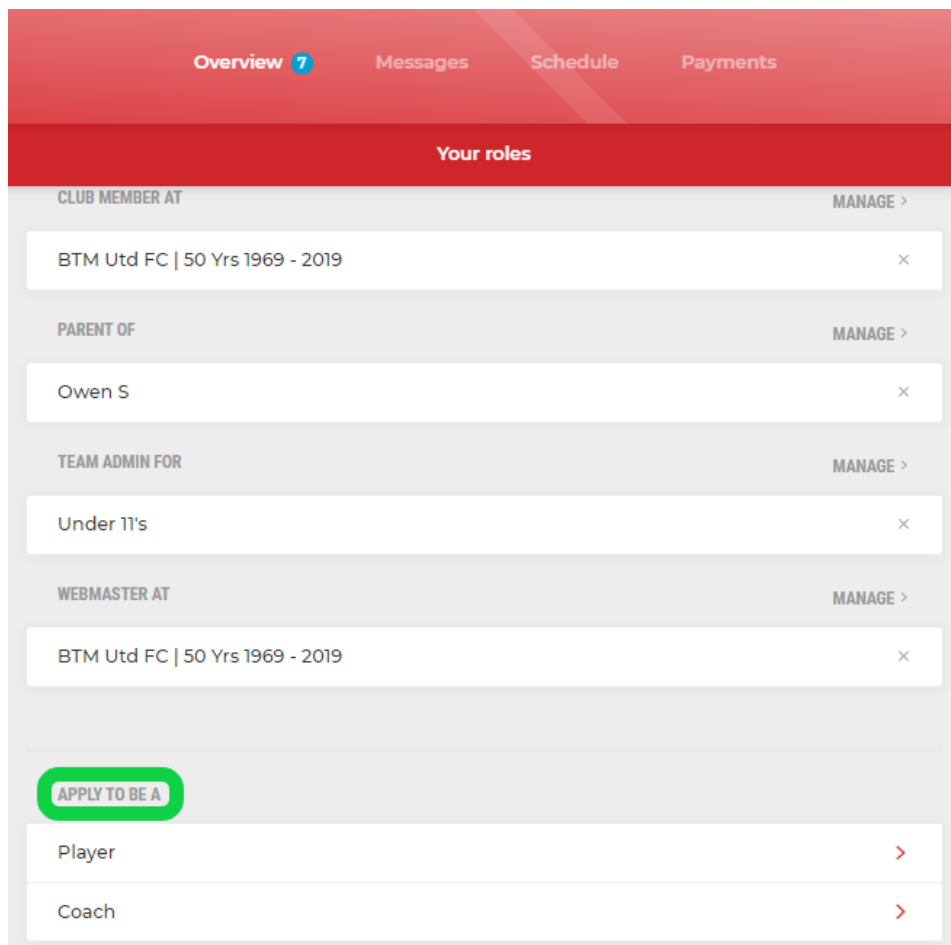


- 4) Click 'Manage roles'



- 5) In the 'Apply to be a' section click on the 'Player' role that you wish to register for your child, selecting the correct age group that will load next.

**\*NOTE\*** If you have more than one child in different age groups at BTM, simply repeat the process in **Step # 4 & 5** to successfully add more.



## 6) Click 'Apply'

7) The page will reload with the pending application visible. You will be alerted once the application has been accepted or rejected by the club, then you will be able to move onto 'Step #6' below.

## Step #6. Open the 'Pitchero Club' App, Login & Begin Using

As you will see below as part of 'Step #7 & #9', there are several areas of the 'Pitchero Club' app which you are advised to make full use of. Of course, it will take a little of your time, to begin with, but we can guarantee you that it will then save us all so much administration time; week in, week out.

## \*CRITICAL FOR BTM UTD FC COVID-19 FAW COMPLIANCE\*

As Parents / Guardian's of Player(s) at BTM United FC, we



really need the maximum buy-in from ALL, in using your **'Pitchero Club'** app account, or solely through your **'Website'** account - to **'Mark Availability'** for training session(s) to begin with. This then affords Age Group Coaches and Team Admins to be able to take the **'Attendance Register'** digitally through their **'Manager App'** in situ, and at the beginning of any and all training sessions (this will be the same for games, once we reach that point locally).

Setting Your Childs Availability & Coaches being able to take a Digital Attendance Register is forming a huge aspect of BTM Utd FC's push to comply fully with the **FAW's 'Safer Return to Training Protocol'** where you will note;

*"Clubs should keep a register for all attendees at training sessions and what groups they were participating in to support NHS Wales Test, Trace and Protect Service (TTPS)"*

## Step #7 How-To: Mark Availability for your child(s) training session(s)

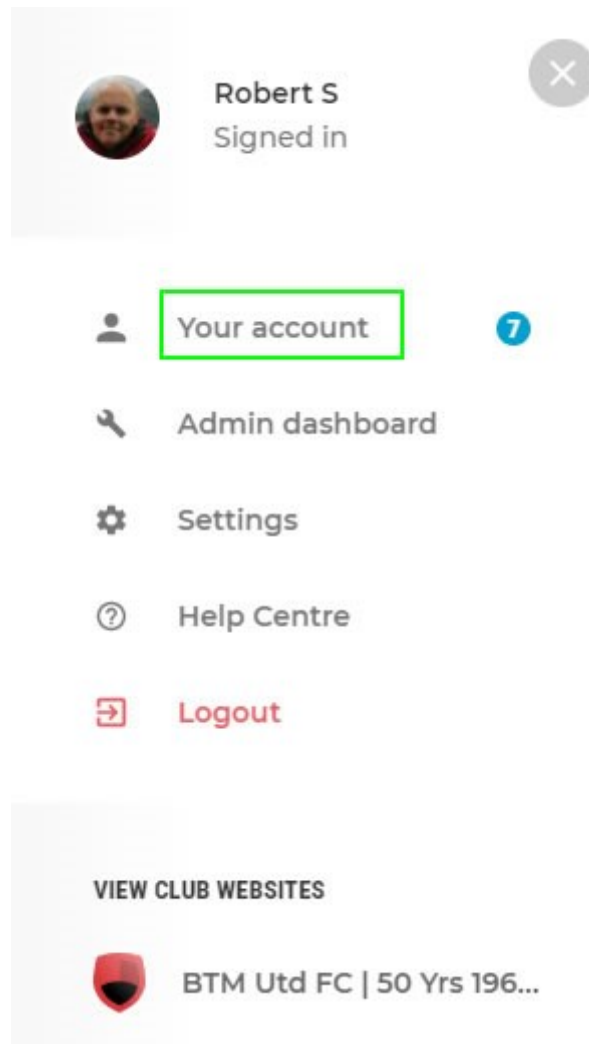
Step-by-Step guide:

**1)** Go to the club's **BTM UTD FC | 50 YRS 1969 - 2019 | WWW.BTMUnited.Co.Uk** website in your chosen internet browser, or open the 'Pitchero Club' app on your smartphone / tablet.

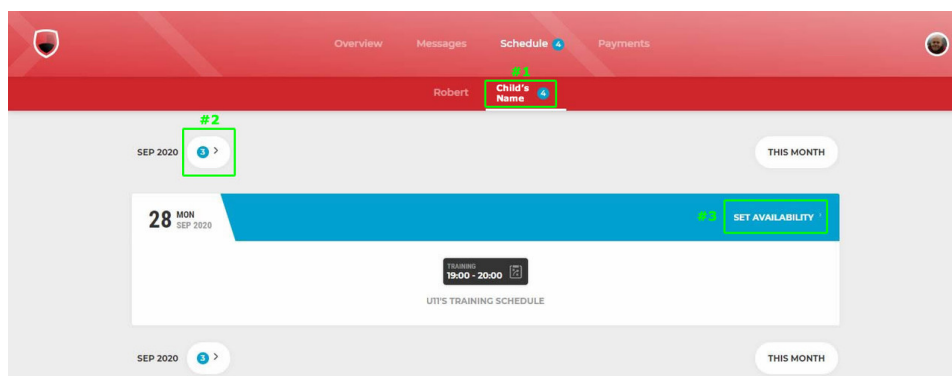
**2)** Click 'LOGIN' in the top right corner of the page;



**3)** Once logged in, click the **'Your Account'** link (if your club requires some information from you, the link will be 'Update Info')



**4)** Now you should see your child's name listed next to your own, please select their name.



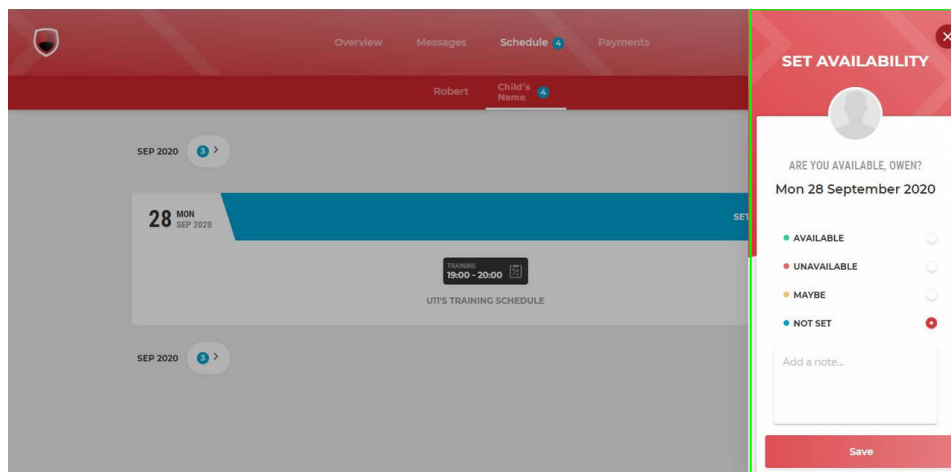
**5)** Next, tap the left-sided arrow button on their schedule page, which will often have a highlighted number visible. This denotes how many upcoming sessions your child's Coach has them assigned to.

**6)** Once you have selected the above, it will reveal that months Training Session's as set by your child's age group

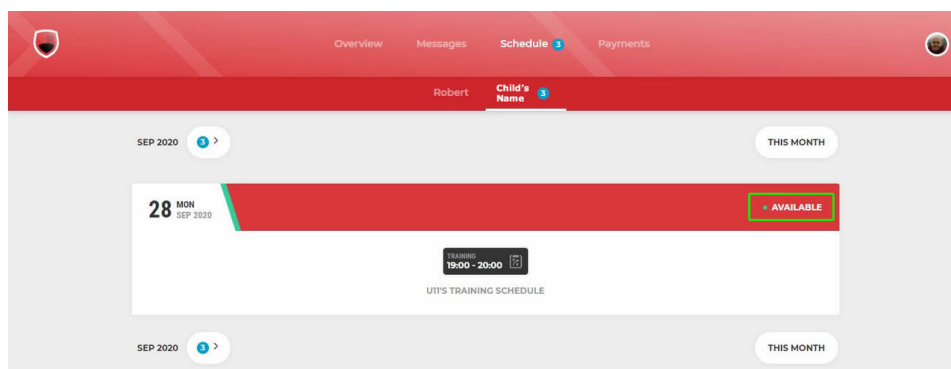
months training sessions as set by your child's age group coaches, and then to the right side of any given session

listed, you will see **'Set Availability'** which is clickable - please select this.

7) You should now see that it has opened that specific sessions **'Set Availability'** and gives you one of 4 options. **'Available'**, **'Unavailable'**, **'Maybe'** and **'Not Set'**. You can also add a **'Note'** to your child's coach, if the need arises and this will be delivered to them in the system.



8) Finally, back in the chosen training sessions listing, you should note that it says whichever your choice was in the previous step above - in this example, it is set to **'Available'**. You can always change the Availability if for e.g. you have chosen an option and have had a change of circumstances, where your child can either make a session or now can't etc.



As part of BTM's efforts to protect all within the club as much as we possibly can, we have extended our **'COVID-19 Club Protocol'**. We now require **ALL** Parents / Guardians of Players, Coaches, Team Admins, COVID Leads, and Club Officers or Management Committee to download,

view/print the '**BTM COVID-19 Self-Health Check**' form, which all connected with the club are **expected to**

***complete before traveling to each, and every training session or games.***

## **Step #8. COVID-19 Parent / Guardian of, Player, Coach, Team Admin & COVID Leads Protocol Documents**

As you will be aware, the COVID-19 epidemic is meaning that it is often a fluid set of changing situations on many fronts, and BTM United FC's Management Committee are fully committed to doing our utmost to bring about a safe and continuingly so, Safer Return to Training for all concerned with the club.

Therefore, please make sure that you familiarise both of the below documents upon your registration with the club for the website, or it's apps, as we **ALL** need to comply with the various requirements set upon us, for training to continue.

**\*NEW\*** | Download it here: '**BTM UTD FC COVID-19 - Self-Health Check Policy - 22.09.20**'

**\*UPDATED\*** Download it here: '**BTM UTD FC COVID-19 - Rules - ALL Live Phases - 22.09.20**'

**\*REMEMBER\*** You can also bookmark or find various other pertinent Club Documents, (*many more to update/add in the coming weeks*) in the: '**Information > Documents**' section of the website - simply view in your devices web browser for this, as at this time it is not available in the Club app.

## **Step #9. Main 'Pitchero Club' App Features and How-To's**

To get the maximum out of the club's '**Pitchero Club**' app, which is all about increasing engagement for and between all participants in BTM, please visit and

familiarise yourself with the following;

- **Getting started using the Club app**
- **View club and team content on the app**
- **Manage my schedule in the Club App**
- **Manage my child's schedule in the Club App**
- **Manage messages in the Club app**
- **Send a New Message - Website**
- **View and Reply to Messages - Website**
- **My account on the app**

## **Please contact the club's Website / App manager,**

If you find any issues with the above steps, maybe aren't sure what a specific area of the club's '**Pitchero Club**' App is for, how to use any of its other features, or indeed have further areas that you think can be improved upon; then please don't hesitate to drop Rob a message from the internal club messaging system here: **Website / App Support**

Please **DO** be mindful, that this is a massive undertaking by the club and is been run behind the scenes currently by **ONE** person. Therefore, when you contact Rob, please do bear in mind that he is a volunteer too and that he will respond to your queries, just as promptly as is possible for him at that given time.

Finally, here's a huge welcome to the Pitchero powered BTM Utd FC's #SustainableConnectedGrassrootsClub #BTMFamily

 **SHARE**

### **RECENT NEWS**

### **NEWS**

## About BTM United FC

12 September 2019



### NEWS

## Introducing BTM Utd FC's Coach & Team Admins 'Manager App'

1 September



### NEWS

## How Do I or My Child Join BTM United FC?

4 November 2019



### NEWS

## Meet the group of Mums who Refused to let their Football Club Die!

31 January 2018



### NEWS

## \*Update\* To All Club First Aiders

30 July

NEWS

**BTM United FC joins Pitchero!**

14 February 2019



NEWS

**Greggs Sponsorship Allergen Info**

9 October 2018



NEWS

**Ystrad Mynach Centre of Excellence Footwear Update**

9 October 2018



Write a comment...



No comments

## AFFILIATIONS

---

## CLUB SPONSORS





[NEWS](#)

[TEAMS](#)

[GALLERY](#)

[CALENDAR](#)

[INFORMATION](#)

[CONTACT](#)

[POLICIES](#)

POWERED BY

Pitchero provides everything you need to run your sports club online.

ENGLISH (UK)

[Help Centre](#) [About](#) [Advertising](#) [Careers](#) [Technology](#) [GDPR](#) [Terms of Service](#)

[Privacy Policy](#) [Cookie Policy](#) [Manage Consents](#)

©Pitch Hero Ltd 2008-2020

Pitch Hero Ltd Registered in ENGLAND | WF3 1DR | Company Number - 636 1033

Digital advertising by Minute Media