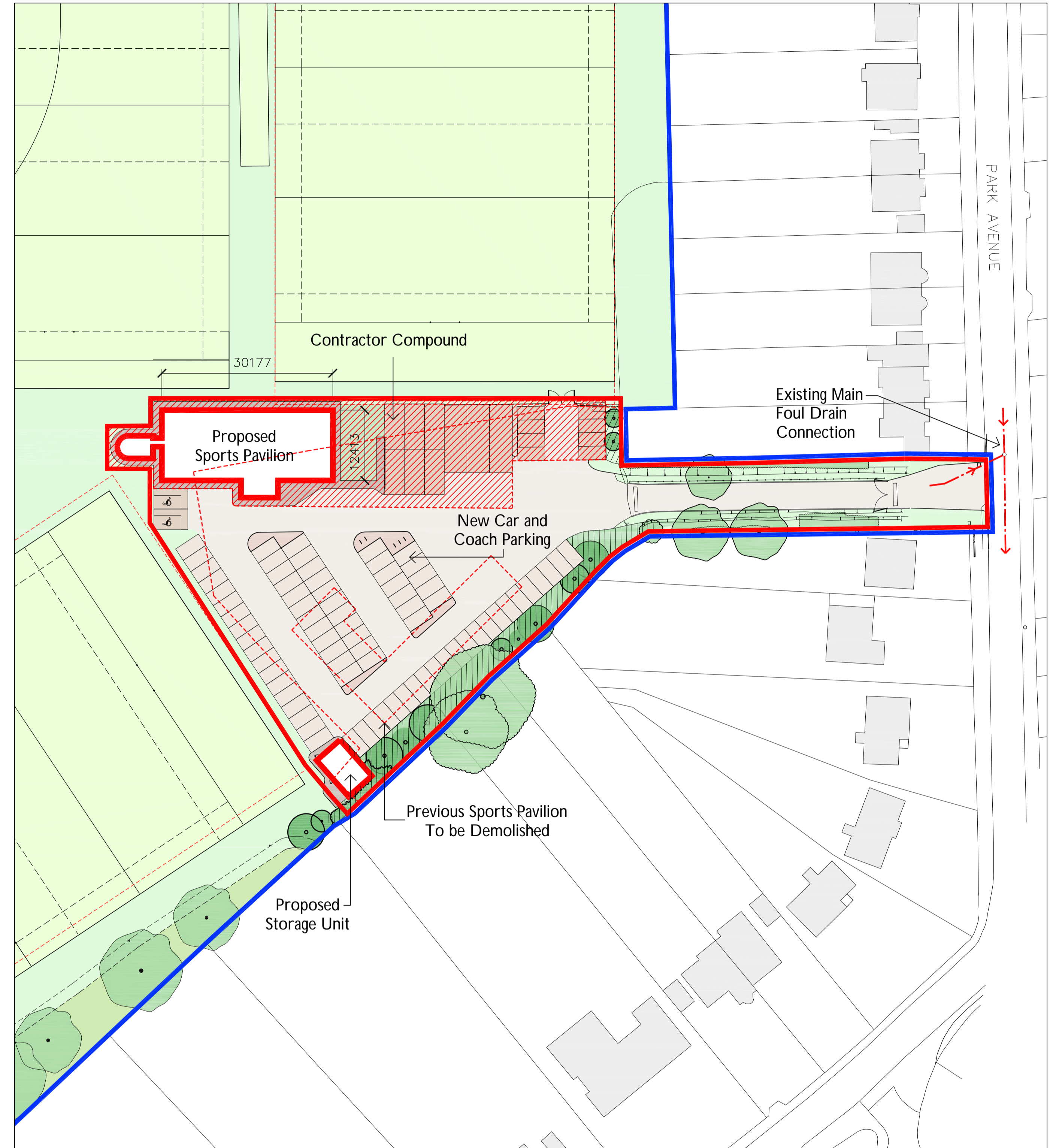


Location Plan Scale 1:1250

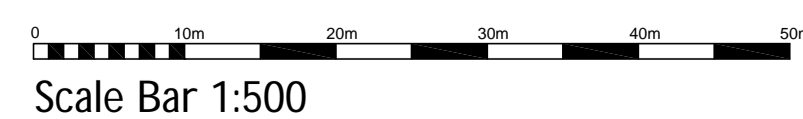
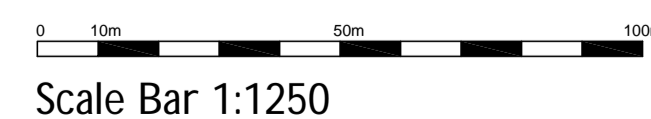
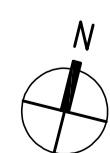


Block Plan Scale 1:500

Note:
Do not scale this drawing.
All levels and dimensions are to be checked on site.
This drawing is to be read in conjunction with all relevant consultants' requirements, drawings and specifications.
Any discrepancies between consultants' drawings to be reported to the Contract Administrator before any relevant work commences.

Copyright: 2015 Miller Bourne ©

Notes



Rev	Date	Description	Drawn	Checked	Status
-	16.09.15	First Issue	TMC/ES	IDH	

PLANNING

Caterham School
New Clubhouse and Changing Rooms

Location Plan and Block Plan

Scale: 1:1250 / 1:500 @ A1 Job: 4286 Dwg: AD200 Rev:

MILLERBOURNE ARCHITECTS

332 Kingsway
Hove East Sussex
BN3 4CWX
T: 01273 411399
design@miller-bourne.co.uk