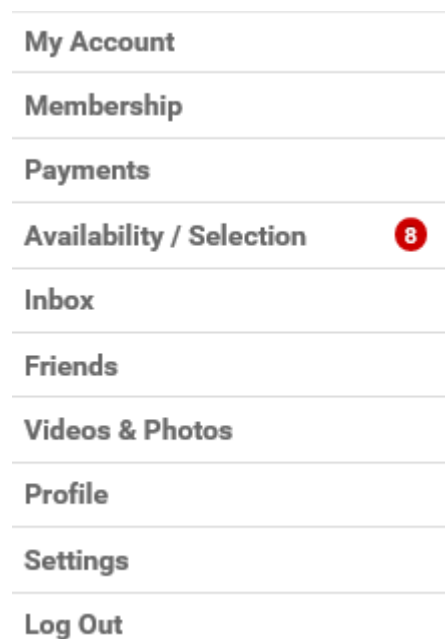
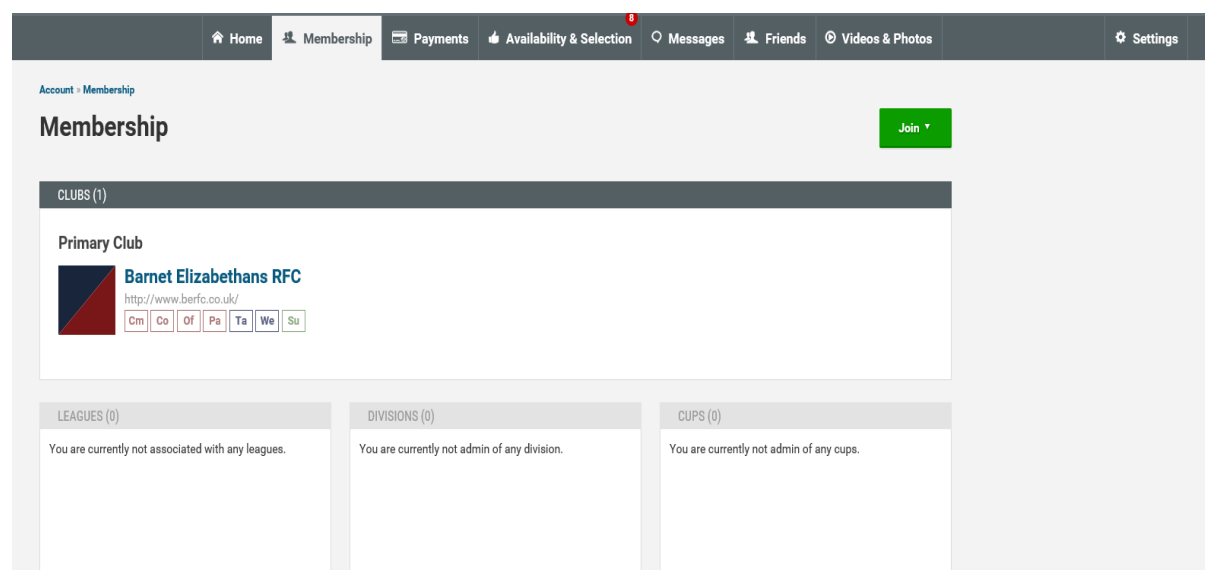


Allowing BERFC To See Vital Information From Your Pitchero Profile

First you need to login to Pitchero, from the dropdown box click “**Membership**”.



The following screen will appear, click on **Barnet Elizabethans RFC**.

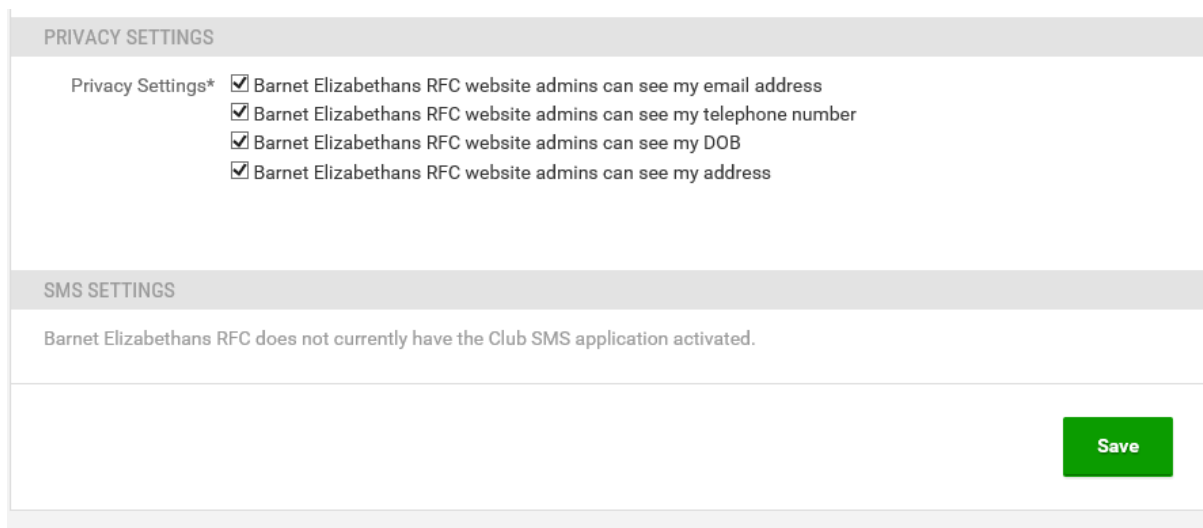


The next screen you see will have the following information.

- **Membership Roles**
- **Official Profile**
- **Membership Information**
- **Privacy Settings**
- **SMS Settings**

The one you need to look at is the privacy settings which are near the bottom of the page so you will need to scroll down.

See screen capture below.



The screenshot shows a web form with two sections. The first section, titled 'PRIVACY SETTINGS', contains a label 'Privacy Settings*' followed by four checked checkboxes: 'Barnet Elizabethans RFC website admins can see my email address', 'Barnet Elizabethans RFC website admins can see my telephone number', 'Barnet Elizabethans RFC website admins can see my DOB', and 'Barnet Elizabethans RFC website admins can see my address'. The second section, titled 'SMS SETTINGS', contains the text 'Barnet Elizabethans RFC does not currently have the Club SMS application activated.' At the bottom right of the form is a green 'Save' button.

You need to ensure that all the boxes in the privacy settings are “ticked”. After you have ticked the boxes click **“Save”**.

Note:

You may see that the telephone number shows unticked please do not worry as Pitchero have been making major changes to the system. Please ensure that the other three boxes are ticked.