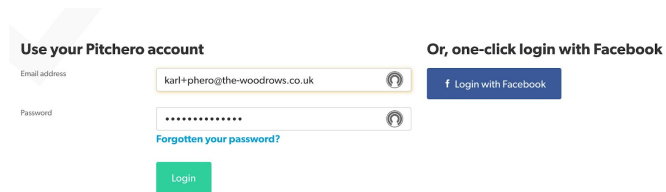


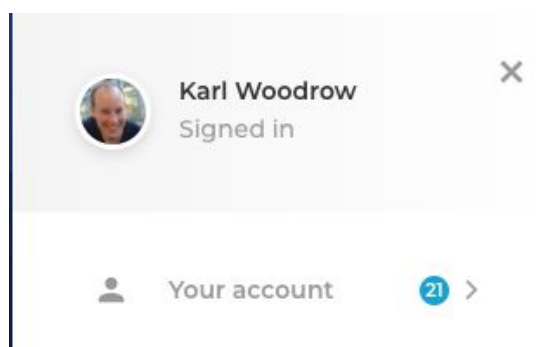
## Updating your membership information, privacy and Covid-19 consent in Pitchero

### 1. Log in to Pitchero




The image shows the Pitchero login interface. On the left, under the heading "Use your Pitchero account", there are two input fields: "Email address" containing "kart+phero@the-woodrows.co.uk" and "Password" with masked characters. Below the password field is a link that says "Forgotten your password?". A green "Login" button is positioned below the password field. On the right, under the heading "Or, one-click login with Facebook", there is a blue button with the Facebook logo and the text "Login with Facebook".

### 2. In the top right corner click on your user image, then click 'Your account'



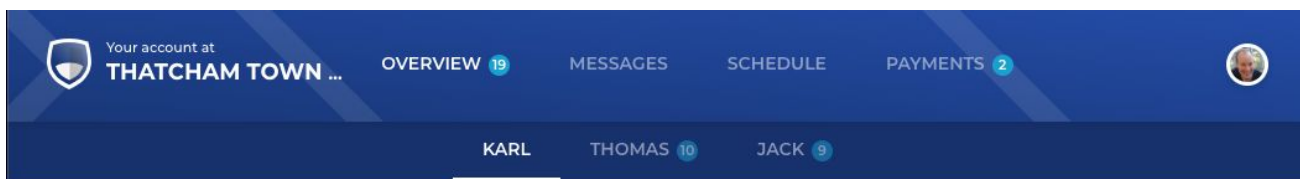
### 3. Click on 'Thatcham Town Harriers FC'



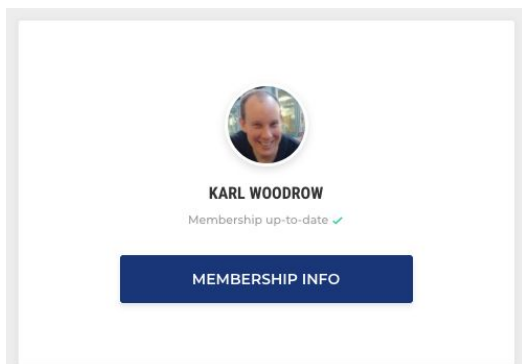
### 4. Make sure the correct person is selected which is highlighted by the blue line (you will also see the children associated with your profile).

- a. If you need to make any changes during the season to your child's membership details just select their name and follow the remaining instructions.

Last updates: 23rd July 2020



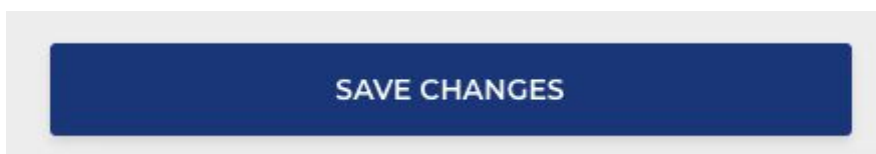
5. Once the correct person is selected click “MEMBERSHIP INFO”



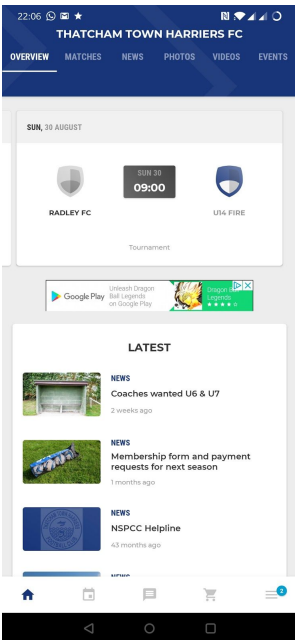
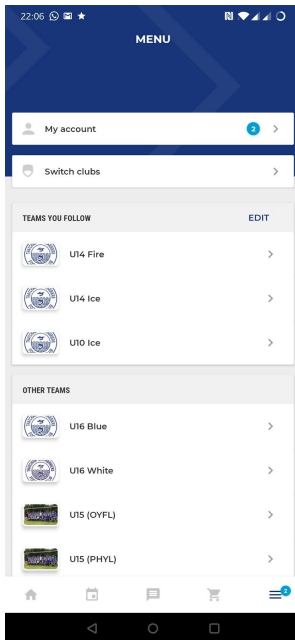
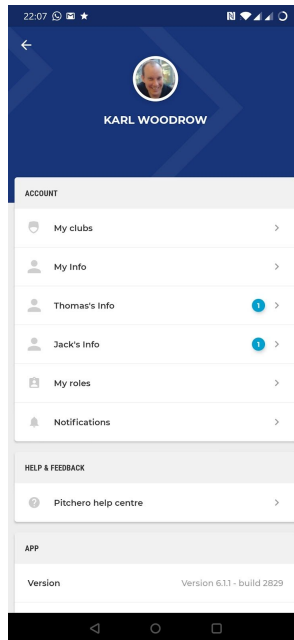
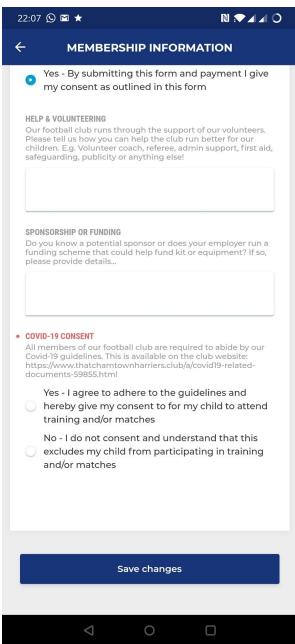
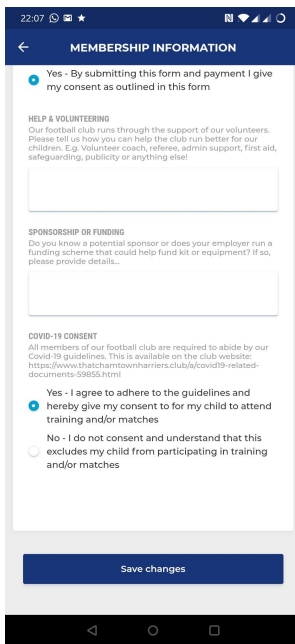
6. Complete the questions/form.

A screenshot of a membership form. It contains three sections: 'CODE OF CONDUCT' with a radio button selected for 'I confirm I have read and accept the code of conduct'; 'DATA PRIVACY - GENERAL CONSENT' with a radio button selected for 'Yes - By submitting this form I give my consent as outlined in the privacy policy'; and 'HELP & VOLUNTEERING' with a text input field. There is also a section for 'SPONSORSHIP OR FUNDING' with another text input field.A screenshot of the 'COVID-19 CONSENT' section of the form. It includes a heading, a paragraph of text, and two radio button options: 'Yes - I agree to adhere to the guidelines and hereby give my consent to for my child to attend training and/or matches' (selected) and 'No - I do not consent and understand that this excludes my child from participating in training and/or matches'.

7. Scroll down and click ‘SAVE CHANGES’



## Updating membership information via the Pitchero Club App

<p><b>1. Open the Pitchero Club App and select the menu from the bottom right hand corner</b></p>	<p><b>2. Select 'My account'</b></p>	<p><b>3. Select the member showing missing information by the highlighted blue circle</b></p>
		
<p><b>4. Scroll through the form and find the incomplete fields</b></p>	<p><b>5. Once updated click 'Save Changes', make sure you do this for all club members/players</b></p>	
		

Last updates: 23rd July 2020