

AUTEM

Specification & Price Guide
2018







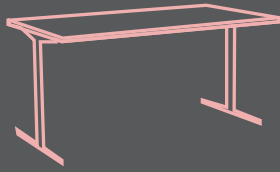
POSTURE, PRODUCTIVITY, POSITIVITY

In a world where people are striving to keep fit and healthy, whilst trying to maintain an eight hour day behind a desk, the side effects of spending so much time sitting down are too great to ignore. With the Autem range of electric height adjustable desks, you can maximise output and minimise negative impact on the body by standing more, and finding the exact height that allows you to maintain great posture! Available in a wide range of desk finishes, with bespoke options available, your personal height adjustable desk is now within reach!

- > 5 day delivery available
- > 5 year guarantee on all products
- > Wide range of desk finishes
- > Installation option

“My posture and core strength have improved noticeably since having one.”

Model



AUTEM+

The Autem+ height adjustable desk features a sturdy and high quality dual motor system, with anti-collision motors and many upgrade options. This desk has the largest height variation in the range, making it great for standing even for the tallest of your workforce. It also will lower to 640mm, making it perfect for wheelchair users and broadens the potential of use in any environment!

Want to re-use an existing top?
Available to purchase as frame only - see page 10

For accessories see page 11



PRODUCT DETAILS

Guarantee	5yrs
Frame Widths	1150mm-1740mm
Side Supports	540mm
Leg Size	690mm
Load Capacity	120kg
Frame Weight	24kg
Life	10,000 cycles at full rated load
Operational Range (stroke)	640mm-1300mm
Voltage	230V AC Input, 24V DC operation
Speed	40mm per second
Standby Power	<0.3 W
Max Operational Power	300W
Overload Protection	Yes
Thermal Protection	Yes
Anti Collision	Yes
Duty Cycle	10% - 2mins on, 18mins off
Noise Level	<42 dB
CE Compliance	Machine Directive 2006/42/EC, EMC Directive 2014/30EU

AVAILABLE FINISHES

See page 10 & 11 for further details

Model



AUTEM NICHE

The Niche height adjustable desk has all of the advantages of the popular Autem+ desk, with a smooth-operating triple motor system and anti-collision safety features as standard. Perfect for executive use, giving extra workspace for printers and storage.

Want to re-use an existing top?
Available to purchase as frame only - see page 10

For accessories see page 11



PRODUCT DETAILS

Guarantee	5yrs
Frame Widths	1150mm-1740mm x 1545-2135mm
Side Supports	540mm
Leg Size	540mm x 2, 490mm x 1
Load Capacity	160kg
Frame Weight	48kg
Life	10,000 cycles at full rated load
Operational Range (stroke)	640mm-1300mm
Voltage	230V AC Input, 24V DC operation
Speed	40mm per second
Standby Power	<0.3 W
Max Operational Power	410W
Overload Protection	Yes
Thermal Protection	Yes
Anti Collision	Yes
Duty Cycle	10% - 2mins on, 18mins off
Noise Level	<42 dB
CE Compliance	Machine Directive 2006/42/EC, EMC Directive 2014/30EU

AVAILABLE FINISHES

See page 10 & 11 for further details

CARBON
MARINE WOOD

White Frame

1600mm(w) x 1600mm(d): **£1,977**

1800mm(w) x 1600mm(d): **£2,028**

Silver Frame

1600mm(w) x 1600mm(d): **£1,977**

1800mm(w) x 1600mm(d): **£2,028**



BEECH

White Frame

1600mm(w) x 1600mm(d): **£1,977**

1800mm(w) x 1600mm(d): **£2,028**

Silver Frame

1600mm(w) x 1600mm(d): **£1,977**

1800mm(w) x 1600mm(d): **£2,028**



GREY NEBRASKA OAK

White Frame

1600mm(w) x 1600mm(d): **£1,977**

1800mm(w) x 1600mm(d): **£2,028**

Silver Frame

1600mm(w) x 1600mm(d): **£1,977**

1800mm(w) x 1600mm(d): **£2,028**



GREY

White Frame

1600mm(w) x 1600mm(d): **£1,977**

1800mm(w) x 1600mm(d): **£2,028**

Silver Frame

1600mm(w) x 1600mm(d): **£1,977**

1800mm(w) x 1600mm(d): **£2,028**



MAPLE

White Frame

1600mm(w) x 1600mm(d): **£1,977**

1800mm(w) x 1600mm(d): **£2,028**

Silver Frame

1600mm(w) x 1600mm(d): **£1,977**

1800mm(w) x 1600mm(d): **£2,028**



OAK

White Frame

1600mm(w) x 1600mm(d): **£1,977**

1800mm(w) x 1600mm(d): **£2,028**

Silver Frame

1600mm(w) x 1600mm(d): **£1,977**

1800mm(w) x 1600mm(d): **£2,028**



WALNUT

White Frame

1600mm(w) x 1600mm(d): **£1,977**

1800mm(w) x 1600mm(d): **£2,028**

Silver Frame

1600mm(w) x 1600mm(d): **£1,977**

1800mm(w) x 1600mm(d): **£2,028**



WENGE

White Frame

1600mm(w) x 1600mm(d): **£1,977**

1800mm(w) x 1600mm(d): **£2,028**

Silver Frame

1600mm(w) x 1600mm(d): **£1,977**

1800mm(w) x 1600mm(d): **£2,028**



WHITE

White Frame

1600mm(w) x 1600mm(d): **£1,977**

1800mm(w) x 1600mm(d): **£2,028**

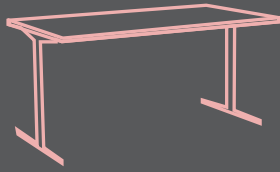
Silver Frame

1600mm(w) x 1600mm(d): **£1,977**

1800mm(w) x 1600mm(d): **£2,028**

All Niche desk frames are configurable to have a left or right hand return.

Model



AUTEM ECO

The Eco height adjustable desk is the perfect entry level desk for all who require the flexibility of a varying height work surface. With its straightforward and minimalistic design and simple mono-motor system to ensure low-cost and reliable operation, the Eco desk is a perfect all-encompassing sit/stand desk solution.

Want to re-use an existing top?
Available to purchase as frame only - see page 10

For accessories see page 11



PRODUCT DETAILS


Guarantee	5yrs
Frame Widths	1150mm-1740mm
Side Supports	580mm
Leg Size	690mm
Load Capacity	80kg
Frame Weight	32kg
Life	10,000 cycles at full rated load
Operational Range (stroke)	710mm-1210mm
Voltage	230V AC Input, 24V DC operation
Speed	32mm per second
Standby Power	<0.3 W
Max Operational Power	300W
Overload Protection	No
Thermal Protection	Yes
Anti Collision	No
Duty Cycle	10% - 2mins on, 18mins off
Noise Level	<42 dB
CE Compliance	Machine Directive 2006/42/EC, EMC Directive 2014/30EU

AVAILABLE FINISHES

See page 10 & 11 for further details

WORKTOP FINISHES


Beech




Carbon Marine Wood



White



Wenge




Grey



Maple



Walnut



Grey Nebraska Oak



Oak



FRAME & CONTROL ONLY



ATEM+ HEIGHT
ADJUSTABLE
STRAIGHT DESK

Silver Frame

£1,071



ATEM+ HEIGHT
ADJUSTABLE
STRAIGHT DESK

White Frame

£1,071



NICHE HEIGHT
ADJUSTABLE
CORNER DESK

Silver Frame

£1,518



NICHE HEIGHT
ADJUSTABLE
CORNER DESK

White Frame

£1,518



ECO HEIGHT ADJUSTABLE
STRAIGHT DESK

Silver Frame

£855



ECO HEIGHT ADJUSTABLE
STRAIGHT DESK

White Frame

£855

ACCESSORIES



4 WAY PROGRAMMABLE
MEMORY UP/DOWN
SWITCH & LCD DISPLAY

Autem+ only £87



AUTEM+ CONTROL
STANDARD

Autem+ only £51



ECO CONTROL
STANDARD

Eco Only £51



CABLE CLIP
PACK OF FOUR

Grey £11



CABLE TIDY PORT

Black £13



CABLE TIDY PORT

Grey £13



CABLE TIDY PORT

White £13



CABLE MANAGEMENT
TRAY SYSTEM

Silver Autem+ £115



CABLE MANAGEMENT
TRAY SYSTEM

White Autem+ £115



PROTECTIVE FOOT
COVER FOR AUTEM+

Silver £51



PROTECTIVE FOOT
COVER FOR AUTEM+

White £51

AU



www.frem.co.uk