

ALCATEL
onetouch®
*Pixi*⁸

1220 | 1221

Quick Start Guide

Thank you for buying the ALCATEL ONETOUCH PIXI 8 1220/1221.

You have purchased a product which uses the open source (<http://opensource.org/>) programs mtd, msdosfs, netfilter/iptables and initrd in object code and other open source programs licensed under the GNU General Public License and Apache License.

We will provide you with a complete copy of the corresponding source codes upon request within a period of three years from the distribution of the product by TCT.

You may download the source codes from <http://sourceforge.net/projects/alcatel/files/>. The provision of the source code is free of charge from the Internet.

English - CJB19Y0ALAAC

ALCATEL
onetouch®

Table of contents

| | |
|----------------------------|-----------|
| 1 Your device | 3 |
| 1.1 Appearance | 3 |
| 1.2 Home screen | 5 |
| 1.3 Apps and widgets | 8 |
| 1.4 Basic operation | 9 |
| 1.5 Zoom in/out | 12 |
| 2 Settings | 13 |
| 2.1 Device | 13 |
| 2.2 Personal | 14 |
| 2.3 System | 15 |
| Safety information | 16 |
| General information | 22 |
| Warranty | 24 |



www.sar-tick.com



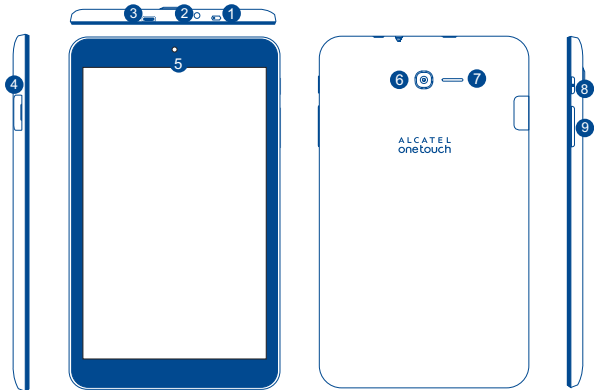
To prevent possible hearing damage, do not listen at high volume levels for long periods. Exercise caution when holding your device near your ear while the loudspeaker is in use.



The tablet contains magnets which may interfere with other devices and items (such as credit card, pacemakers, defibrillators, etc.). Please maintain at least 15 cm of separation between your tablet and the devices/items mentioned above.

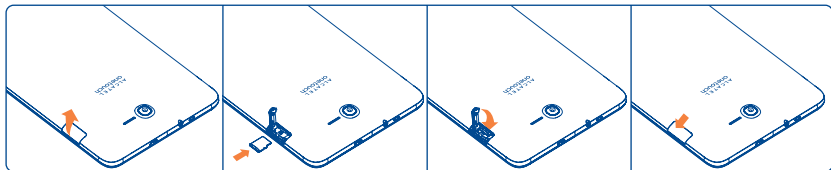
Your device

1.1 Appearance



| Number | Function | Number | Function |
|--------|---|--------|----------------|
| 1 | IrLED & Microphone | 6 | Rear camera |
| 2 | Earphone socket | 7 | Speaker |
| 3 | micro-USB connector/Battery charge port | 8 | Power key |
| 4 | microSD Card | 9 | Volume Up/Down |
| 5 | Front camera | | |

Inserting the microSD card



Note

Please charge before first use. Normally, the tablet will power on and display the Home Screen when you press and hold the **Power** key, but if the tablet is low on power, a battery icon will appear indicating that you should charge the device before use. Only use the charger recommended by TCT Mobile limited and its affiliates.



This device cannot be charged through usb computer connection. Please plug in your charger before first usage.



1.2 Home screen

Your device includes a Home screen with three pages, giving you more space to add your favourite apps, folders and widgets, all accessible with a single touch. To switch between screens, slide your finger left or right.

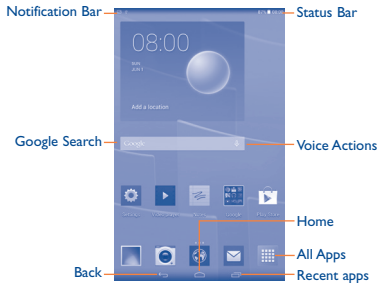
1.2.1 Lock/Unlock your screen

Once your device is powered on, it shows a locked screen interface, which is set as default.

Slide your finger to the right to unlock the screen.



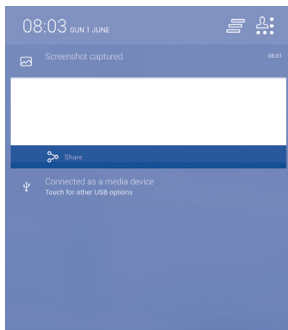
1.2.2 Icons on your screen



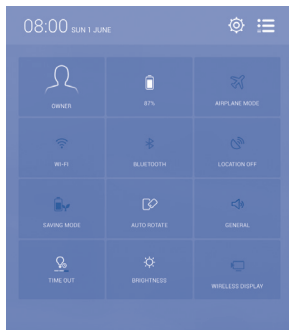
| Name | Description |
|---------------|---|
| Google Search | Touch to access the Google search engine. |
| Voice Actions | Use Voice Actions to watch a video, send email, set alarm, get directions, etc. |
| All Apps | Touch to show a complete app list interface. |
| Back | Go back to the previous menu or screen. |
| Home | Return to the home screen. |
| Recent apps | Touch to access Add widgets, Manage applications, Wallpaper and Settings; touch and hold to view recent apps. |

On the upper left corner, a Notification Panel will popup when you place your finger on the notification bar and slide down. Touch the right top icon (Picture 1) to clear all event-based notifications (other ongoing notifications will remain).

Touch and drag down the Status bar to open the quick setting bar (Picture 2). Touch icons to enable/disable functions or to change modes.



Picture 1




Picture 2



1.3 Apps and widgets

1.3.1 Apps

The Applications (apps) list contains all pre-embedded and newly installed apps. To access the apps list, touch the all apps key  from the Home screen.

1.3.2 Widgets

By touching and holding an empty area in the Home screen, you can switch to widget interface mode.

1.3.3 Get more apps

Touch the Google Play Store icon  to get more apps.


1.3.4 Create and manage shortcuts on the desktop

When you touch and hold an icon on the All Apps or when in widget interface mode, it will jump to the Home screen automatically, from here you can drag it to your preferred location. Overlap icons together will build a folder. You can name the folder by touching the tap under the icons.

1.3.5 Remove an app icon from the desktop

Touch and hold the item to be removed to activate Move mode, drag the item up to the top of the **Remove** icon, and release after the item turns red.

1.3.6 Uninstall apps

Press  to enter All Apps, then touch and hold the application you want to uninstall to enter the details screen. Touch **Disable**, and finally touch **OK** to confirm.





1.4 Basic operation

1.4.1 Power on your device

Press and hold the **Power** key until the tablet powers on. It will take a few seconds before the screen lights up.

1.4.2 Power off your device

- Press and hold the **Power** key for about 3 seconds until the options appear, select "Power off" to power off your device.
- Press and hold the **Power** key for about 10 seconds to shut down your device.

1.4.3 Stand-by mode

Press the **Power** key once to shut down the screen and to enter stand-by mode.

Note: When unused, the product will enter stand-by mode automatically. Press the **Power** key once to wake it up.

1.4.4 Restart

- Press and hold the **Power** key for about 3 seconds until the options appear, select "**Restart**" to restart your device.
- When your device is frozen, press and hold the **Power** key for about 10 seconds to shut down your device. Then press the **Power** key to restart.

1.4.5 Connecting to a computer via USB

After connecting your device to a computer by USB, you can transfer files between your device and the computer.

Note: Files copied to your tablet are not available until the USB data cable is disconnected from the PC completely. Use a USB 2.0 version or higher to connect the devices.






1.4.6 Change your wallpaper

You can change your wallpaper in two different ways: touch **Recent apps** and select **Wallpaper**. A popup window named **Choose wallpaper from** will appear, offering a range of options. Slide left and right to locate a desired image, touch **Set wallpaper** to confirm. Alternatively follow these steps: **Settings > Display > Wallpaper**.

1.4.7 Wi-Fi

To turn Wi-Fi on and connect to a wireless network:

- Touch the Wi-Fi icon on the quick setting bar to turn on/off Wi-Fi.
- Select **Settings**, touch the  switch beside Wi-Fi to turn on/off Wi-Fi.
- Touch a Wi-Fi network to connect. If the network you selected is secured, you are required to enter a password or other credentials (you may need to contact the network operator for details). When finished, touch **Connect**.

Tip: To extend battery life, turn off Wi-Fi when you're not using it.



1.4.8 Email

Besides your Gmail account, you can also set-up external POP3 or IMAP email accounts on your device.

To access this function, touch the **Application** tab on the Home screen, then select **Email**.






An email wizard will guide you through the steps to set up an email account.

- Enter the email address and password of the account you want to set up.



- Touch **Next**. If the account you entered is not provided by your service provider in the device, you will be prompted to go to the email account settings screen to enter settings manually. Alternatively, you can touch **Manual setup** to directly enter the incoming and outgoing settings for the email account you are setting up.
- Enter the account name and display name in outgoing emails.

To create and send emails

- Touch  icon on the from Inbox screen.
- Enter recipient(s) email address(es) in the **To** field.
- If necessary, touch  and touch **Add Cc/Bcc** to add a copy or a blind copy to the message.
- Enter the subject and the content of the message.
- Touch , and touch **Attach file** to add an attachment.
- Finally, touch  to send.
- If you do not want to send the email right away, you can touch  and **Save draft** or touch the **Back** key to save a copy.

1.4.9 Surf the web

Use the Browser application to surf the web easily and securely.

To access this function, touch the Application tab on the Home screen, then touch **Browser**.

To go to a web page

On the Browser screen, touch the URL box at the top, enter the address of the web page, then touch  to confirm.

1.5 Zoom in/out

Draw your fingers together/apart to zoom in/out (Web browser, Gallery etc...).





2 Settings.....

2.1 Device

2.1.1 Gestures

Your device can be configured in ALARM mode so that turning it over will start the snooze function, or you can mark a check box to change music tracks when the device is shaken.

You can set the lock screen on or off, if on, put your palm cover the screen to lock screen. and can also set the screen assistance displays on the home screen by default.

2.1.2 Sound



You can set **Volumes**, **Audible selection**, **screen lock sound** and **Power on/Power off ringtone** to your preference with the Volume up/down key, or by touching **Settings > Sound**.



2.1.3 Display

Touch **Settings > Display**, to view the following:

- **Wallpaper** Set your wallpaper.
- **Brightness** Adjust your screen to a comfortable brightness.
- **Font size** Select a suitable font size for your tablet.
- **Sleep** Set a time before the Screensaver begins.
- **Daydream** Select an animation effect to show the device is in standby status.



2.1.4 Lock settings

To protect your device and privacy, you can lock the screen by creating a variety of patterns, a PIN or password etc.

2.1.5 Status bar

Select to activate the notification functions of the status bar.

2.1.6 Storage

Touch **Settings > Storage** to view memory use status.

2.1.7 Battery management

Touch **Settings > Battery management** to check battery power and service status.

2.1.8 Applications

Touch **Setting > Applications** to check the status of your apps.



2.2 Personal

2.2.1 Location access

Touching this allows sites to request access to your location.

2.2.2 Security

Touch to set security settings.

2.2.3 Language & input

Touch **Settings > Language & input** to view or set system language and input methods.





- **Language** Set the system language.
- **Keyboard & input methods** Check and select all the input methods installed in the tablet.

2.2.4 Backup & reset

You can back up settings and other data associated with one or more of your Google Accounts. If you need to replace or factory reset your device, you can restore your data for any accounts that were previously backed up.

Touch **Settings > Backup & reset**

Tips: Please make sure that all the important data have been backed-up before you run factory data reset, as this function will erase all user installed apps and data; and ensure that the remaining battery charge is more than 50%.

2.3 System

2.3.1 Date & time

Touch **Settings > Date & time**, to set date, time and format.

Note: When the Automatic option is deactivated, you can manually set the date and time.

2.3.2 Regulatory & Safety

Touch to view Regulatory & Safety information, including Product model, Manufacturer name, etc.

2.3.3 About tablet

Touch **Settings > About tablet** to check legal information, tablet status and software version, etc.





Safety information

We recommend that you read this chapter carefully before using your device. The manufacturer disclaims any liability for damage, which may result as a consequence of improper use or use contrary to the instructions contained herein.

• TRAFFIC SAFETY

Given that studies show that using a device while driving a vehicle constitutes a real risk, even when the hands-free kit is used (car kit, headset...), drivers are requested to refrain from using their device when the vehicle is not parked.

When driving, do not use your device or headphone to listen to music. Using a headphone can be dangerous and forbidden in some areas. When switched on, your device emits electromagnetic waves that can interfere with the vehicle's electronic systems such as ABS anti-lock brakes or airbags. To ensure that there is no problem:

- do not place your device on top of the dashboard or within an airbag deployment area,
- check with your car dealer or the car manufacturer to make sure that the dashboard is adequately shielded from device RF energy.

• CONDITIONS OF USE

You are advised to switch off the device from time to time to optimize its performance.

Switch the device off before boarding an aircraft.

Switch the device off when you are in healthcare facilities, except in designated areas. As with many other types of equipment now in regular use, these devices can interfere with other electrical or electronic devices, or equipment using radio frequencies.

Switch the device off when you are near gas or flammable liquids. Strictly obey all signs and instructions posted in a fuel depot, petrol station, or chemical plant, or in any potentially explosive atmosphere.

When the device is switched on, it should be kept at least 15 cm from any medical device such as a pacemaker, a hearing aid or insulin pump, etc. In particular when using the device, you should hold it against the ear on the opposite side to the device, if any.





To avoid hearing impairment, move the device away from your ear while using the "hands-free" mode because the amplified volume might cause hearing damage.

Do not let children use the device and/or play with the device and accessories without supervision.

Please note that your device is a unibody device, the back cover and battery are not removable. Do not attempt to disassemble your device. If you disassemble your device the warranty will not apply. Also disassembling the device may damage the battery, and may cause leakage of substances that could create an allergic reaction.

Always handle your device with care and keep it in a clean and dust-free place.

Do not allow your device to be exposed to adverse weather or environmental conditions (moisture, humidity, rain, infiltration of liquids, dust, sea air, etc.). The manufacturer's recommended operating temperature range is 0°C to +45°C.

At over 45°C the legibility of the device's display may be impaired, though this is temporary and not serious.

Do not open, dismantle or attempt to repair your device yourself.

Do not drop, throw or bend your device.

Do not use the device if the glass made screen is damaged, cracked or broken to avoid any injury.

Do not paint it.

Use only battery chargers and accessories which are recommended by TCT Mobile limited and its affiliates and are compatible with your device model. TCT Mobile limited and its affiliates disclaim any liability for damage caused by the use of other chargers or accessories.

Remember to make back-up copies or keep a written record of all important information stored in your device.

Some people may suffer epileptic seizures or blackouts when playing video games. These seizures or blackouts may occur even if a person never had a previous seizure or blackout. If you have experienced seizures or blackouts, or if you have a family history of such occurrences, please consult your doctor before playing video games on your device.





Parents should monitor their children's use of video games on the device. All persons should discontinue use and consult a doctor if any of the following symptoms occur: convulsion, eye or muscle twitching, loss of awareness, involuntary movements, or disorientation. To limit the likelihood of such symptoms, please take the following safety precautions:

- Take a minimum of a 15-minute break hourly.
- Play in a room in which all lights are on.
- Play at the farthest distance possible from the screen.
- If your hands, wrists, or arms become tired or sore while playing, stop and rest for several hours before playing again.
- If you continue to have sore hands, wrists, or arms during or after playing, stop the game and see a doctor.

When you play games on your device, you may experience occasional discomfort in your hands, arms, shoulders, neck, or other parts of your body. Follow the instructions to avoid problems such as tendinitis, carpal tunnel syndrome, or other musculoskeletal disorders.

• **PRIVACY**

Please note that you must respect the laws and regulations in force in your jurisdiction or other jurisdiction(s) where you will use your device regarding taking photographs and recording sounds with your device. Pursuant to such laws and regulations, it may be strictly forbidden to take photographs and/or to record the voices of other people or any of their personal attributes, and duplicate or distribute them, as this may be considered to be an invasion of privacy. It is the user's sole responsibility to ensure that prior authorization be obtained, if necessary, in order to record private or confidential conversations or take a photograph of another person; the manufacturer, the seller or vendor of your device (including the operator) disclaim any liability which may result from the improper use of the device.

• **BATTERY**

Please note your tablet is a unibody device, the back cover and battery are not removable. Observe the following precautions for battery use:

- Do not attempt to open the back cover and replace the inner rechargeable Li-polymer battery. Please contact the dealer to replace it.
- Do not attempt to eject, replace or open battery.





- Do not puncture the back cover of your device.
- Do not burn or dispose of your device in household rubbish or store it at temperature above 50°C.
- Dispose of used batteries according to the instructions.



This symbol on your device, the battery and the accessories means that these products must be taken to collection points at the end of their life:

- Municipal waste disposal centres with specific bins for these items of equipment.
- Collection bins at points of sale.

They will then be recycled, preventing substances being disposed of in the environment, so that their components can be reused.

In European Union countries:

These collection points are accessible free of charge.

All products with this sign must be brought to these collection points.

In non-European Union jurisdictions:

Items of equipment with this symbol are not to be thrown into ordinary bins if your jurisdiction or your region has suitable recycling and collection facilities; instead they are to be taken to collection points for them to be recycled.

• CHARGERS

Mains powered chargers will operate within the temperature range of: 0°C to 45°C.

The chargers designed for your device meet with the standard for safety of information technology equipment and office equipment use. They are also compliant to the eco design directive 2009/125/EC. Due to different applicable electrical specifications, a charger you purchased in one jurisdiction may not work in another jurisdiction. They should be used for this purpose only.

The charger shall be installed near the device and shall be easily accessible.





• RADIO WAVES

THIS DEVICE MEETS INTERNATIONAL GUIDELINES FOR EXPOSURE TO RADIO WAVES.

Your device is a radio transmitter and receiver. It is designed not to exceed the limits for exposure to radio waves (radio frequency electromagnetic fields) recommended by international guidelines. The guidelines were developed by an independent scientific organization (ICNIRP) and include a substantial safety margin designed to assure the safety of all persons, regardless of age and health. The radio wave exposure guidelines use a unit of measurement known as the Specific Absorption Rate, or SAR. The SAR limit for mobile devices is 2 W/kg.

Tests for SAR are conducted using standard operating positions with the device transmitting at its highest certified power level in all tested frequency bands. The highest SAR values under the ICNIRP guidelines for this device model are:

| Maximum SAR for this model and conditions under which it was recorded: | |
|--|------------|
| 1220/1221 (Body worn) | 0.073 W/kg |



During use, the actual SAR values for this device are usually well below the values stated above. This is because, for purposes of system efficiency and to minimize interference on the network, the operating power of your device is automatically decreased when full power is not needed. The lower the power output of the device, the lower its SAR value.

Body-worn SAR testing has been carried out at a separation distance of 1.0 cm. To meet RF exposure guidelines during body-worn operation, the device should be positioned at least this distance away from the body.

If you are not using an approved accessory ensure that whatever product is used is free of any metal and that it positions the device the indicated distance away from the body.

Organizations such as the World Health Organization and the US Food and Drug Administration have suggested that if people are concerned and want to reduce their exposure they could use a hands-free accessory to keep the wireless device away from the head or body during use, or reduce the amount of time spent on the device.



• LICENCES



microSD Logo is a trademark.



The Bluetooth word mark and logos are owned by the Bluetooth SIG, Inc. and any use of such marks by TCT Mobile limited and its affiliates is under license. Other trademarks and trade names are those of their respective owners.

ALCATEL ONETOUCH PIXI 8 Bluetooth Declaration ID D023062



The Wi-Fi Logo is a certification mark of the Wi-Fi Alliance.

Your device uses non-harmonized frequency and is intended for use in all European countries.

WLAN can be operated in the EU without restriction indoors, but cannot be operated outdoors in France.

Google, the Google logo, Android, the Android logo, Google Search™, Google Maps™, Gmail™, YouTube, Google Play Store, Google Latitude™ and Hangouts™ are trademarks of Google Inc.

The Android robot is reproduced or modified from work created and shared by Google and used according to terms described in the Creative Commons 3.0 Attribution License (the text will show when you touch and hold **Google legal in Settings > About Tablet > Legal information**)⁽¹⁾.

⁽¹⁾ Availability may depend on country of use.



General information

- **Internet address:** www.alcatelonetouch.com
- **Hot Line Number:** see "TCT Mobile Services" leaflet or go to our website.

On our website, you will find our FAQ (Frequently Asked Questions) section. You can also contact us by e-mail to ask any questions you may have.

An electronic version of this user guide is available in English and other languages according to availability on our server:
www.alcatelonetouch.com

Your device is a transceiver that operates on Wi-Fi and Bluetooth with 2.4GHz.

This equipment is in compliance with the essential requirements and other relevant provisions of Directive 1999/5/EC, 2011/65/EU and 2009/125/EC. The entire copy of the Declaration of Conformity for your device can be obtained through our website:
www.alcatelonetouch.com.



CE0700



Company Address:

Room 1910-12A, Tower 3, China HK City, 33 Canton Road, Tsimshatsui, Kowloon, Hong Kong

Disclaimer

There may be certain differences between the user manual description and the device's operation, depending on the software release of your device or specific operator services.

TCT Mobile shall not be held legally responsible for such differences, if any, nor for their potential consequences, which responsibility shall be borne by the operator exclusively.





This device may contain materials, including applications and software in executable or source code form, which is submitted by third parties for inclusion in this device ("Third Party Materials").

All third party materials in this device are provided "as is", without warranty of any kind, whether express or implied, including the implied warranties of merchantability, fitness for a particular purpose or use/third party application, interoperability with other materials or applications of the purchaser and non-infringement of copyright. The purchaser undertakes that TCT Mobile has complied with all quality obligations incumbent upon it as a manufacturer of mobile devices and devices in complying with Intellectual Property rights. TCT Mobile will at no stage be responsible for the inability or failure of the Third Party Materials to operate on this device or in interaction with any other devices of the purchaser. To the maximum extent permitted by law, TCT Mobile disclaims all liability for any claims, demands, suits or actions, and more specifically – but not limited to – tort law actions, under any theory of liability, arising out of the use, by whatever means, or attempts to use, such Third Party Materials. Moreover, the present Third Party Materials, which are provided free of charge by TCT Mobile, may be subject to paid updates and upgrades in the future; TCT Mobile waives any responsibility regarding such additional costs, which shall be borne exclusively by the purchaser. The availability of the applications and software provided with the devices be considered as an undertaking from TCT Mobile; it shall remain merely as information for the purchaser. Therefore, TCT Mobile shall not be held responsible for the lack of availability of one or more applications wished for by the purchaser, as its availability depends on the country and the operator of the purchaser. TCT mobile reserves the right at any time to add or remove Third Party Materials from its devices without prior notice; in no event shall TCT Mobile be held responsible by the purchaser for any consequences that such removal may have on the purchaser regarding the use or attempt to use such applications and Third Party Materials.





Warranty

Your device is warranted against any defect or malfunctioning which may occur in conditions of normal use during the warranty period of twelve (12) months⁽¹⁾ from the date of purchase as shown on your original invoice.

Batteries⁽²⁾ and accessories sold with your device are also warranted against any defect which may occur during the first six (6) months⁽¹⁾ from the date of purchase as shown on your original invoice.

In case of any defect of your device which prevents you from normal use thereof, you must immediately inform your vendor and present your device with your proof of purchase.

If the defect is confirmed, your device or part thereof will be either replaced or repaired, as appropriate. Repaired device and accessories are entitled to a one (1) month warranty for the same defect. Repair or replacement may be carried out using reconditioned components offering equivalent functionality.

This warranty covers the cost of parts and labour but excludes any other costs.

This warranty shall not apply to defects to your device and/or accessory due to (without any limitation):

- 1) Non-compliance with the instructions for use or installation, or with technical and safety standards applicable in the geographical area where your device is used;
- 2) Connection to any equipment not supplied or not recommended by TCT Mobile limited;

⁽¹⁾ The warranty period may vary depending on your country.

⁽²⁾ The life of a rechargeable mobile device battery in terms of conversation time standby time, and total service life, will depend on the conditions of use and network configuration. Batteries being considered expendable supplies, the specifications state that you should obtain optimal performance for your device during the first six months after purchase and for approximately 200 more recharges.





- 3) Modification or repair performed by individuals not authorised by TCT Mobile limited or its affiliates or your vendor;
- 4) Modification, adjustment or alteration of software or hardware performed by individuals not authorized by TCT Mobile limited;
- 5) Inclement weather, lightning, fire, humidity, infiltration of liquids or foods, chemical products, download of files, crash, high voltage, corrosion, oxidation...

Your device will not be repaired in case labels or serial numbers (IMEI/SN) have been removed or altered.

There are no express warranties, whether written, oral or implied, other than this printed limited warranty or the mandatory warranty provided by your country or jurisdiction.

In no event shall TCT Mobile limited or any of its affiliates be liable for indirect, incidental or consequential damages of any nature whatsoever, including but not limited commercial or financial loss or damage, loss of data or loss of image to the full extent those damages can be disclaimed by law.

Some countries/states do not allow the exclusion or limitation of indirect, incidental or consequential damages, or limitation of the duration of implied warranties, so the preceding limitations or exclusions may not apply to you.





TCT Mobile

TCT Mobile Europe SAS
85 Avenue des Champs Elysees,
Immeuble Le Capitole 92000 Nanterre, France
+33 1 48 52 61 66

EC declaration of conformity / Déclaration de conformité CE

Product / Produit : Tablet

Product identification / Identification du produit :
G20R221 type P100 S


We / Nous : TCT Mobile Europe SAS
85, avenue des Champs Elysees
92000 Nanterre
France

I declare under our sole responsibility that the product above mentioned is conform to the applicable essential requirements of the directive 1999/5/EC and that all essential radio test suites have been carried out. Conformity assessment procedure : annex IV of the directive. / Je déclare sous notre seule responsabilité que le produit ci-dessus est en conformité avec les exigences essentielles applicables de la directive 1999/5/EC et que toutes les séries d'essais radio essentielles ont été effectuées. Procédure d'évaluation de conformité : annexe IV de la directive.

Applied standards / Normes appliquées :
- Item 3.1.a (protection of the health and of the safety of the user) / Article 3.1.a (protection de la santé et de la sécurité de l'utilisateur)
- EN 60950-1:2006 + A11:2009 + A1:2010 + A12:2011
- EN 60332-2:2002
- EN 62323-2:2010 / EN 62311:2008
- Item 3.1.b (protection requirements with respect to electromagnetic compatibility) / Article 3.1.b (exigences de protection en ce qui concerne la compatibilité électromagnétique)
- EN 301488-1 V1.2.2
- EN 301488-2 V1.6.1
- EN 301488-3 V1.0.1
- Item 3.2 (effective use of spectrum so as to avoid harmful interferences) / Article 3.2 (utilisation efficace du spectre radioélectrique de façon à éviter les interférences dommageables)
- EN 300440-1 V1.6.1 / EN 300440-2 V1.4.1.
- EN 300328 V1.6.1
- EN 61022-2010/EN 301211 / EN 50024:2010
- EN 61003-3:2000+A1:2000+A2:2000 / EN 61003-3:2008
This product also conforms to the applicable requirements of following directives. / Ce produit est en conformité avec la directive.
- directive 2011/65/EU (RoHS - restriction of the use of certain hazardous substances)
This product is covered with a Common Mobile Phone Charger which complies with below standards: (Ce produit peut être utilisé avec un chargeur universel pour téléphone portable conforme aux standards suivants.)
- EN 60950-1:2006 + A11:2009 + A1:2010 + A12:2011
Conformity of this product has been reviewed by the following Notified body of directive 1999/5/EC / La conformité de ce produit a été vérifiée par l'organisme de certification (notified body) suivant.
PNECORA TESTLAB GmbH
Königsplatz 10 D-32825 Bielefeld, Germany

Identification number: 0700

Date: 2014-09-04

Signature: 

TCT Mobile Europe SAS / Direction Générale
Christophe Baudry
Immeuble Le Capitole
85 Avenue des Champs Elysees
92000 Nanterre, France
RCS Nanterre 440 036 322

CE 0700

TCT Mobile Europe SAS - Siège social : 85 Avenue des Champs Elysees, Immeuble Le Capitole 92000 Nanterre France
SAS au capital de 23 031 672 euros - RCS Nanterre B 440 036 322 - Siret 440 036 322 000 38 APN 48932





ALCATEL is a trademark of Alcatel-Lucent
and is used under license by
TCT Mobile limited

© Copyright 2014 TCT Mobile limited
All rights reserved

TCT Mobile limited reserves
the right to alter material
or technical specification
without prior notice.