









Part No.	Description	Size
DC606-2 	<b>Obtuse Street Elbow</b> Male Copper x Copper	15 22 28 35 42 54
DC607 	<b>Elbow</b> Copper x Copper	6 8 10 12 15 22 28 35 42 54
DC607R 	<b>Reduced Elbow</b> Copper x Copper	22 x 15 28 x 22
DC607LT 	<b>Slow Elbow</b> Copper x Copper	10 12 15 22 28 35 42 54

**END FEED CAPILLARY FITTINGS**  
Copper 6mm-54mm

Part No.	Description	Size
DC6072 	<b>Street Elbow</b> Male Copper x Copper	10 12 15 22 28 35 42 54
DC6072LT 	<b>Street Bend</b> Male Copper x Copper	15 22 28
DC607TC 	<b>Bent Tap Connector</b> Copper x Swivel Female Thread (Supplied with a Sealing Washer)	15 x 1/2 15 x 3/4 22 x 3/4
DC60763 	<b>Female Bent Union Connector (Copper Tail)</b> Copper x Female Thread (Parallel ISO 228)	15 x 1/2 22 x 3/4 22 x 1 28 x 1

**END FEED CAPILLARY FITTINGS**  
Copper 6mm-54mm