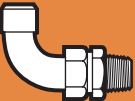
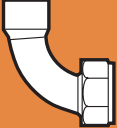







Part No.	Description	Size
DC60764 	Male Bent Union Connector (Copper Tail) Copper x Male Thread (Taper ISO 7)	15 x 1/2 22 x 3/4 22 x 1 28 x 1 35 x 1 1/4
DC6076AB 	Female Bent Union Connector (Spigot) Copper x Swivel Female Thread	22 x 1
DC6076UA 	Bent Cylinder Union (Cone) Copper x Swivel Female Thread (Designed for soft soldering only)	22 x 1 28 x 1 1/4
DC609 	Female Gas Elbow - Side Entry with Wall Plate Copper x Female Thread (Taper ISO 7)	15 x 1/2

END FEED CAPILLARY FITTINGS
Copper 6mm-54mm

Part No.	Description	Size
DC611 	Tee - Equal Copper All Ends	6 8 10 12 15 22 28 35 42 54
DC611RB 	Tee - Reduced Branch Copper All Ends	15 x 15 x 8 15 x 15 x 10 15 x 15 x 12 22 x 22 x 10 22 x 22 x 12 22 x 22 x 15 28 x 28 x 15 28 x 28 x 22 35 x 35 x 15 35 x 35 x 22 35 x 35 x 28 42 x 42 x 15 42 x 42 x 22 42 x 42 x 28 42 x 42 x 35 54 x 54 x 15 54 x 54 x 22 54 x 54 x 28 54 x 54 x 35 54 x 54 x 42
DC611RE 	Tee - Reduced End Copper All Ends	22 x 15 x 22 28 x 15 x 28 28 x 22 x 28 35 x 28 x 35 42 x 28 x 42

END FEED CAPILLARY FITTINGS
Copper 6mm-54mm