


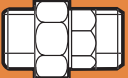

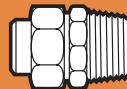





Part No.	Description	Size
DC611REB 	Tee – Reduced End and Branch Copper All Ends	15 x 10 x 10 22 x 15 x 15 28 x 15 x 15 28 x 15 x 22 28 x 22 x 15 28 x 22 x 22 35 x 22 x 22 35 x 28 x 22 35 x 28 x 28 42 x 35 x 35
DC611REE 	Tee – Reduced Both Ends Copper All Ends	15 x 15 x 22 22 x 22 x 28 28 x 28 x 35
DC617 	Stop End Copper	8 10 12 15 22 28 35 42 54
DC633 	Straight Union Coupler (Copper Tail) Copper x Copper (Designed for soft soldering only)	15 22 28 35 42

Part No.	Description	Size
DC6333 	Female Straight Union Connector (Copper Tail) Copper x Female Thread (Parallel ISO 228)	15 x 1 ¹ / ₂ 22 x 3 ³ / ₄ 28 x 1
DC6334 	Male Straight Union Connector (Copper Tail) Copper x Male Thread (Taper ISO 7)	15 x 1 ¹ / ₂ 22 x 3 ³ / ₄ 22 x 1 28 x 1 35 x 1 ¹ / ₄ 42 x 1 ¹ / ₂
DC633AB 	Female Straight Union Connector (Spigot) Copper x Swivel Female Thread	22 x 1
DC633UA 	Female Straight Union Connector (Cone) Copper x Swivel Female Thread	15 x 3 ³ / ₄ 22 x 3 ³ / ₄ 22 x 1 28 x 1 28 x 1 ¹ / ₄
DC636 	Cross Over Copper x Copper	15 22