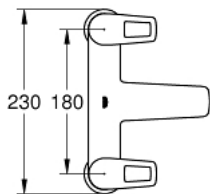
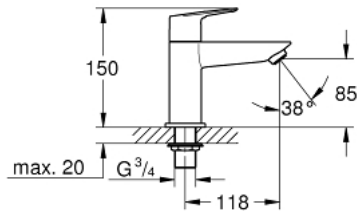


25 231 001 **TWO-HANDLED BATH FILLER 1/2"**

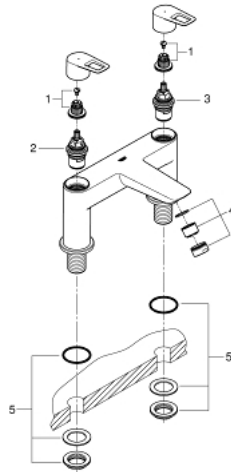


**PRODUCT DESCRIPTION**

- deck mounted
- Ceramic valves 3/4", 90°
- **GROHE StarLight** chrome finish



## 25 231 001 TWO-HANDLED BATH FILLER 1/2"



### SPARE PARTS, September 2018 – now

- 1: Replacement handle connection kit (Order-nr. 45186000)
- 2: Ceramic headpart 3/4", 180° (Order-nr. 45887000)
- 3: Ceramic headpart 3/4", 180° (Order-nr. 45888000)
- 4: Flow restrictor (Order-nr. 13922000)
- 4.1: Sealing washer (Order-nr. 0263700M)
- 5: Repl.kit f.shank fastening 3/4" (Order-nr. 45163000)