

# Concept Air 60cm Semi Countertop Washbasin Unit

## ILLUSTRATED

- E0837** Concept Air 60cm semi countertop washbasin unit with 2 doors
- E0771** Concept Air Cube 50cm semi-countertop washbasin, 1 taphole with overflow
- A6592** Tesi single lever basin mixer with pop-up waste and 5lpm eco flow regulator
- E0839** Concept Air 60cm worktop

## OPTIONS

- E1389** Concept Air Arc 50cm semi-countertop washbasin, 1 taphole with overflow



## ILLUSTRATED PRODUCT DETAILS

### Sizes

**E0771** w:500 x d:440





### Weights

**E0771** 11.50 KG  
**A6592** 1.71 KG  
**E0839** 3.00 KG

### Materials

**E0837** Lacquered MDF  
**E0771** Fine Fireclay  
**A6592** Chrome Plated Metal  
**E0839** Lacquered MDF

### Finishes

- E0837**  Gloss White & Matt White (B2)
- E0771**  White (01)
- A6592**  Chrome (AA)
- E0839**  Gloss White & Matt White (B2)

### Capacity

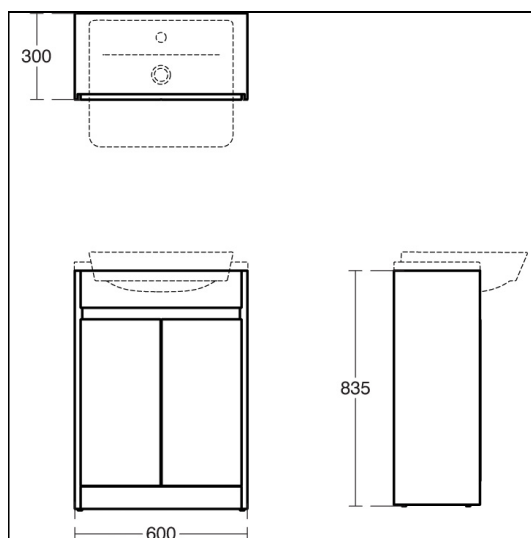
**E0771** 5 litres

### Flow rates

**A6592** 5 Litres per minute @ 3 bar pressure

### Designer

Robin Levien, RDI



## FINISH OPTIONS

- |   |   |   |
|---|---|---|
|  |  |  |
| (B2) Gloss White & Matt White   | (EQ) Gloss Light Grey & Matt White  | (KN) Gloss White & Matt Grey  |
|  |  |  |
| (PS) Wood Light Grey & Matt White   | (UK) Wood Light Brown & Matt Light Brown  | (VY) Matt Dark Brown & Matt White   |

### Standards

EN 14749:2005