

# Concept Air 60cm Wall Hung Cube Basin Unit

## ILLUSTRATED

- E0846** Concept Air 60cm wall hung cube basin unit with 1 drawer
- E0766** Concept Air Cube 60cm washbasin, 1 taphole with overflow
- B9915** Concept Blue washbasin mixer 1 hole with pop-up waste
- EE230339** Space saving trap and waste pipe assembly for use with furniture basin units

## ILLUSTRATED PRODUCT DETAILS

### Sizes

**E0766** w:600 x d:460

### Weights

- E0846** 17.80 KG
- E0766** 14.50 KG
- B9915** 1.89 KG
- EE23033** 0.10 KG





9

### Materials

- E0846** Lacquered MDF
- E0766** Fine Fireclay
- B9915** Chrome Plated Brass
- EE23033** Plastic

9

### Finishes

- E0846**  Gloss White & Matt White (B2)
- E0766**  White (01)
- B9915**  Chrome (AA)
- EE23033**  Neutral / No Finish (67)

### Capacity

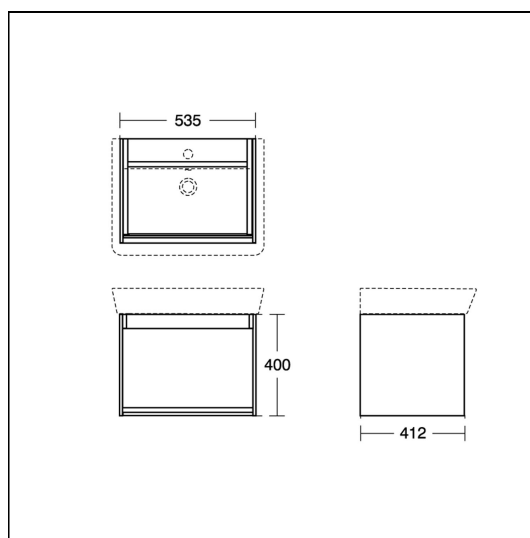
**E0766** 6 litres

### Flow rates

**B9915** 5 Litres per minute @ 3 bar pressure

### Designer

Robin Levien, RDI



## FINISH OPTIONS

- |  |   |  |
|--|---|--|
| <br>(B2) Gloss White & Matt White     | <br>(EQ) Gloss Light Grey & Matt White       | <br>(KN) Gloss White & Matt Grey      |
| <br>(PS) Wood Light Grey & Matt White | <br>(UK) Wood Light Brown & Matt Light Brown | <br>(VY) Matt Dark Brown & Matt White |

### Standards

EN 14749:2005