

Solea P2 pneumatic dual flushplate

ILLUSTRATED

R0110 Solea P2 pneumatic dual flushplate Ideal Standard - chrome

OPTIONS

- R0312** Prosys 820mm height, pneumatic wall hung wc frame 150 depth, front or top actuation
- R0313** Prosys 1150mm height, pneumatic wall hung WC frame, 120 depth, front actuation
- R0315** Prosys 1150mm height, 3 adjustable heights, pneumatic wall hung WC frame, 120 depth, front actuation
- R0316** Prosys 150 depth WC cistern, pneumatic front or top actuation
- R0318** Prosys 120 depth WC cistern, pneumatic, front actuation

ILLUSTRATED PRODUCT DETAILS

Weights

R0110 0.36 KG

Finishes

R0110  White (AC)

Materials

R0110 Mixed Material

FINISH OPTIONS



(AC) White



(AA) Chrome




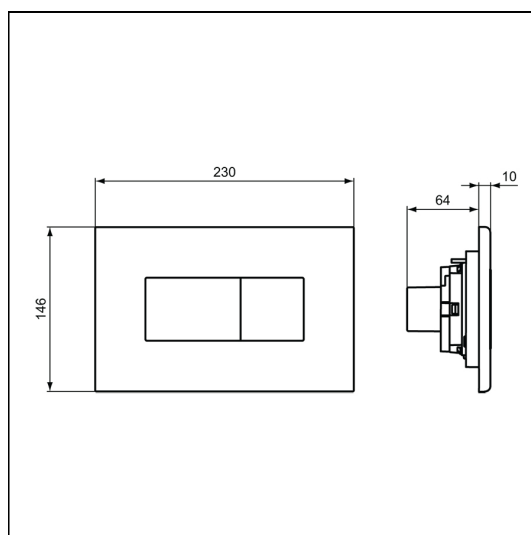

(JG) Brushed Chrome



(A6) Black

Special Notes

For use with Prosys pneumatic actuation WC frames and cisterns.



FEATURES

