

Oleas M1 mechanical dual flushplate

ILLUSTRATED

R0115 Oleas M1 mechanical dual flushplate Ideal Standard - chrome

OPTIONS

- R0140** Prosys 820mm height, mechanical wall hung WC frame, 150 depth, front or top actuation
- R0153** Prosys 1150mm height, mechanical wall hung WC frame, 120 depth, front actuation
- R0101** Prosys freestanding half frame for wall hung WC pans (no cistern)
- R0142** Prosys prosys 150 depth wc cistern, mechanical front or top actuation
- R0317** Prosys 120 depth WC cistern, mechanical, front actuation

ILLUSTRATED PRODUCT DETAILS

Weights

R0115 0.34 KG

Finishes

R0115  White (AC)



Materials

R0115 Mixed Material


Designer

Robin Levien, RDI

FINISH OPTIONS

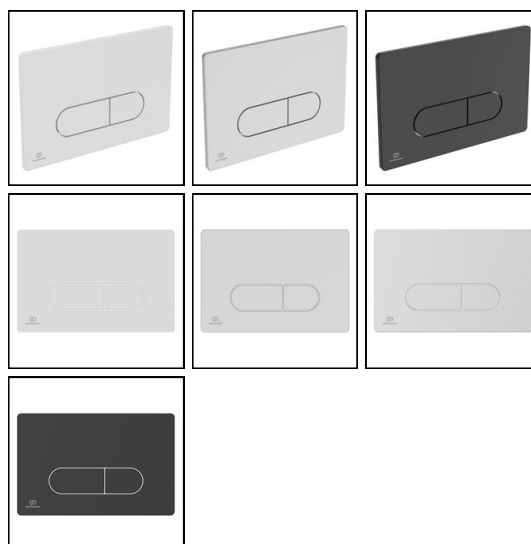
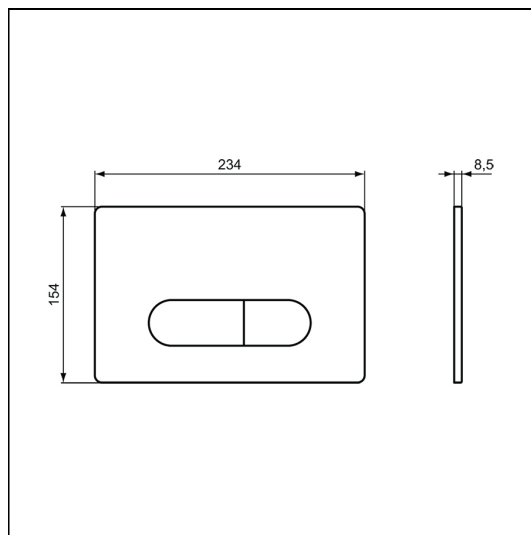


(AC) White

(A6) Black


(AA) Chrome


(JG) Brushed Chrome

Special Notes

For use with Prosys mechanical actuation WC frames and cisterns.



FEATURES

