

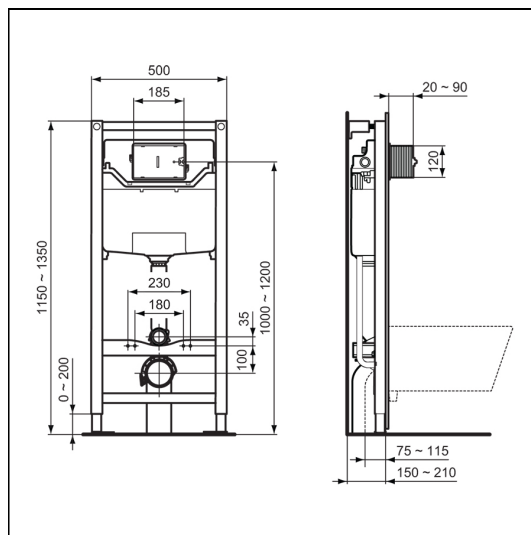
## Prosys 1150mm height, mechanical wall hung WC frame

### ILLUSTRATED

- R0153** Prosys 1150mm height, mechanical wall hung WC frame, 120 depth, front actuation
- R0115** Oleas M1 mechanical dual flushplate Ideal Standard - chrome

### OPTIONS

- R0121** Oleas M2 mechanical dual flushplate Ideal Standard - white
- S0767** Oleas M2 mechanical dual flushplate Armitage Shanks - white
- R0123** Oleas M3 mechanical dual flushplate Ideal Standard - white
- S0858** Septa Pro M1 mechanical metal dual flushplate Armitage Shanks
- S0859** Septa Pro M2 mechanical metal single flushplate Armitage Shanks
- S0772** Septa Pro E1 electronic (infrared) & manual metal dual flushplate Armitage Shanks
- S0773** Septa Pro E2 electronic (infrared) metal dual flushplate Armitage Shanks
- R0130** Altes NT1 electronic (proximity) ceramic dual flushplate Ideal Standard - white
- R0129** Symfo NT1 electronic (proximity) glass dual flushplate Ideal Standard - white
- R0158** Prosys electronic conversion kit for proximity actuated flushplates (Altes & Symfo) (120 depth frames and cisterns only)
- R0099** Prosys electronic conversion kit for infra-red actuated flushplates (Septa Pro E1 & E2) (120 depth frames and cisterns only)





### ILLUSTRATED PRODUCT DETAILS

#### Weights

- R0153** 12.20 KG
- R0115** 0.34 KG

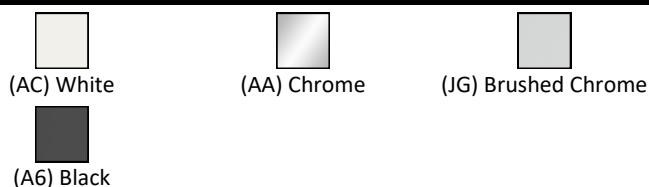
#### Finishes

- R0153**  Neutral / No Finish (67)
- R0115**  White (AC)

#### Materials

- R0153** Mixed Material
- R0115** Mixed Material

### FINISH OPTIONS



#### Special Notes

Suitable for use with selected Ideal Standard & Armitage Shanks wall hung WC bowls at 6 litre dual flush. For use with Oleas and Septa Pro mechanical flushplates or Altes/Symfo or Septa Pro electronic plates with

### ACCREDITATIONS

### FEATURES



## Prosys 1150mm height, mechanical wall hung WC frame

the appropriate conversion kit.