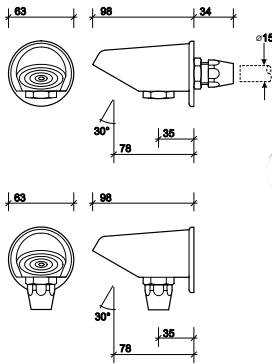


sola shower fittings

to specify/order:

Please use the product reference shown below.



Shower vandal resistant head

SF1353CP

finish

Chrome plated CP.

approvals

BREEAM compliant

WRAS Approved

recommended operating pressure

Minimum operating pressure 0.2 bar.

Maximum operating pressure 10 bar.

note

Flow regulator fitted, remove if not required.

Single flow.

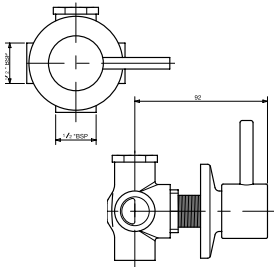
Durable.



sola shower vandal resistant head

Vandal Resistant Shower Head - SF1353CP

Flow Rate (Litres per minute)	1 Bar	1.5 Bar	2 Bar	2.5 Bar	3 Bar	4 Bar	5 Bar
8 lit/min Flow Limiter Fitted (supplied)	4.9	5.5	6.3	6.8	7.4	8.0	8.3



sola shower diverter

Shower diverter

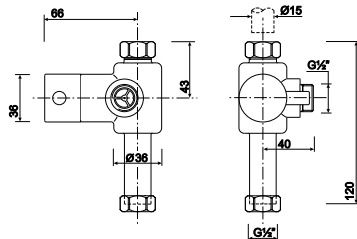
SF1304CP

finish

Chrome plated CP.

note

3 way diverter with central off position.



sola shower diverter

Shower diverter

SF1207CP

finish

Chrome plated CP.

note

3 way diverter with central off position.

All measurements shown are in millimetres.
Drawing sizes are not to scale.



Hotels



Healthcare



Education



Commercial



Less Able

Twyford

Geberit Group

153