

Tesi 170 x 70cm Double Ended Idealform Bath

ILLUSTRATED

- T3605** Tesi 170 x 70cm double ended idealform bath with no tapholes
- A6590** Tesi 2 hole dual control bath filler
- E3194** Unilux 170cm front panel
- E3169** Unilux 70cm end panel
- S8970** Trap 1½" plastic P with 75mm seal, multi-purpose outlet suitable for plastic and BS copper pipe
- E5795** Waste 1½" bath pop-up waste and overflow components only
- E5800** Bath pop-up waste operating handle and cover only
- A5901** TMV Thermostatic mixing valve 22mm

ILLUSTRATED PRODUCT DETAILS









Weights

- T3605** 20.50 KG
- A6590** 2.33 KG
- E3194** 3.65 KG
- E3169** 2.58 KG
- S8970** 1.00 KG
- E5795** 1.34 KG
- E5800** 0.82 KG
- A5901** 1.70 KG

Materials

- T3605** Idealform
- A6590** Chrome Plated Metal
- E3194** Acrylic
- E3169** Acrylic
- S8970** Plastic
- E5795** Chrome Plated Metal
- E5800** Chrome Plated Metal
- A5901** Chrome Plated Metal

Finishes

- T3605**  White (01)
- A6590**  Chrome (AA)
- E3194**  White (01)
- E3169**  White (01)
- S8970**  Neutral / No Finish (67)
- E5795**  Neutral / No Finish (67)
- E5800**  Chrome (AA)
- A5901**  Chrome (AA)

Capacity

- T3605** 163 litres (to overflow)

Designer

Robin Levien, RDI

Standards

Constructed to EN 198:2008. EN 14516

Special Notes

Consideration should be given to safe hot water delivery and the use of an appropriate temperature reduction device see A5901AA or Part G for guidance.

