





Ground Floor

 GROSS INTERNAL AREA (GIA)  
 The footprint of the property  
 63.6 sq m / 684 sq ft

 TOTAL STORAGE SPACE  
 Storage and wardrobe total area  
 1 sq m / 10 sq ft

 EXTERNAL FEATURES  
 Garden, Balcony, Terrace, Verandah etc.  
 0.0 sq m / 0.0 sq ft

 RESTRICTED HEAD HEIGHT  
 Limited use area under 1.5m  
 0.0 sq m / 0.0 sq ft

Disclaimer : Floorplan measurements are approximate and are for illustrative purposes only. While we do not doubt the floorplan accuracy and completeness, you or your advisors should conduct a careful, independent investigation of the property in respect of monetary valuation.