



BRITISH
PROPERTY
AWARDS

2020 - 2021
★★★★★

GOLD WINNER

LETTING AGENT
IN LEIGH-ON-SEA



BRITISH
PROPERTY
AWARDS

2018-2019
★★★★★

GOLD WINNER

LETTING AGENT
IN LEIGH-ON-SEA



BRITISH
PROPERTY
AWARDS

2017
★★★★★

GOLD WINNER

ESTATE AGENT
IN LEIGH-ON-SEA



Blenheim chase, Leigh on sea


IDEAL BUY TO LET: Castle Estate Agents are pleased to offer FOR SALE this well situated 1 BEDROOM GROUND FLOOR apartment set in this ideal location with quick access to A127 and SOUTHEND AIRPORT, this property was completely refurbished 5 years ago and benefits from being CHAIN FREE.

- 1 Bedroom
- Balcony
- Ample communal parking
- Laminated flooring
- Buy to let investment
- Ground floor
- Chain free
- Communal gardens
- Double glazing
- Ideal location

£169,995 Leasehold

Rear aspect

Communal parking, communal gardens, own shed, Double glazed door with frosted glass inset and side panel window to.



Inner hallway

built in storage cupboards one housing modern combi-boiler and one housing meters, radiator, new flooring.



Lounge 13'10" by 12'1" (4m 22cm x 3m 68cm)

Double glazed windows to side aspect with double glazed doors to small Juliet balcony, radiator, power points, tv point, ceiling rose, laminated wood flooring, spot lights open plan to kitchen.



Kitchen 8'2" by 8'0" (2m 49cm x 2m 44cm)

Double glazed window to rear aspect, a new range of range of eye level and base units with roll top work surfaces incorporating stainless steel sink/drainer with mixer taps, 4 ring electric hob with under oven and over extractor fan, space for washing machine, space for fridge/freezer, tiled splashbacks, radiator, power points, spot lights, laminated wood flooring, breakfast bar.



Bedroom 15'0" by 9'0" (4m 57cm x 2m 74cm)

Double glazed window to front aspect, power points, radiator, ceiling rose, new carpets.



Bathroom

Obscure double glazed window to rear aspect, new White 3 piece suit comprising of a panel enclosed bath with shower attachment and mixer taps, hand wash basin with mixer taps in vanity unit, low level wc, part tiled walls, extractor fan, radiator, laminated wood flooring.

Agents notes


LEASE: 121 YEARS


GROUND RENT: £120 PER YEAR

SERVICE CHARGE: £928 PER YEAR

COUNCIL TAX BAND A

Whilst we endeavour to make our sales particulars as accurate and reliable as possible, if there is any point which is of particular importance to you, please contact the office and we will be pleased to check the information. The mention of any appliances and/or services in these details does not imply that these are in full and efficient working order or have been inspected by ourselves. Please be advised that some of the particulars may be awaiting vendor approval. Please contact us should you have any queries and we will try our utmost to assist.

Energy Efficiency Rating		
	Current	Potential
<i>Very energy efficient - lower running costs</i>		
(92-100) A		
(81-91) B		
(69-80) C	74	76
(55-68) D		
(39-54) E		
(21-38) F		
(1-20) G		
<i>Not energy efficient - higher running costs</i>		
England & Wales	EU Directive 2002/91/EC	

Environmental (CO ₂) Impact Rating		
	Current	Potential
<i>Very environmentally friendly - lower CO₂ emissions</i>		
(92-100) A		
(81-91) B		
(69-80) C	76	76
(55-68) D		
(39-54) E		
(21-38) F		
(1-20) G		
<i>Not environmentally friendly - higher CO₂ emissions</i>		
England & Wales	EU Directive 2002/91/EC	



Whilst we endeavour to make our sales particulars as accurate and reliable as possible, if there is any point which is of particular importance to you, please contact the office and we will be pleased to check the information. The mention of any appliances and/or services in these details does not imply that these are in full and efficient working order or have been inspected by ourselves. Please be advised that some of the particulars may be awaiting vendor approval. Please contact us should you have any queries and we will try our utmost to assist.

