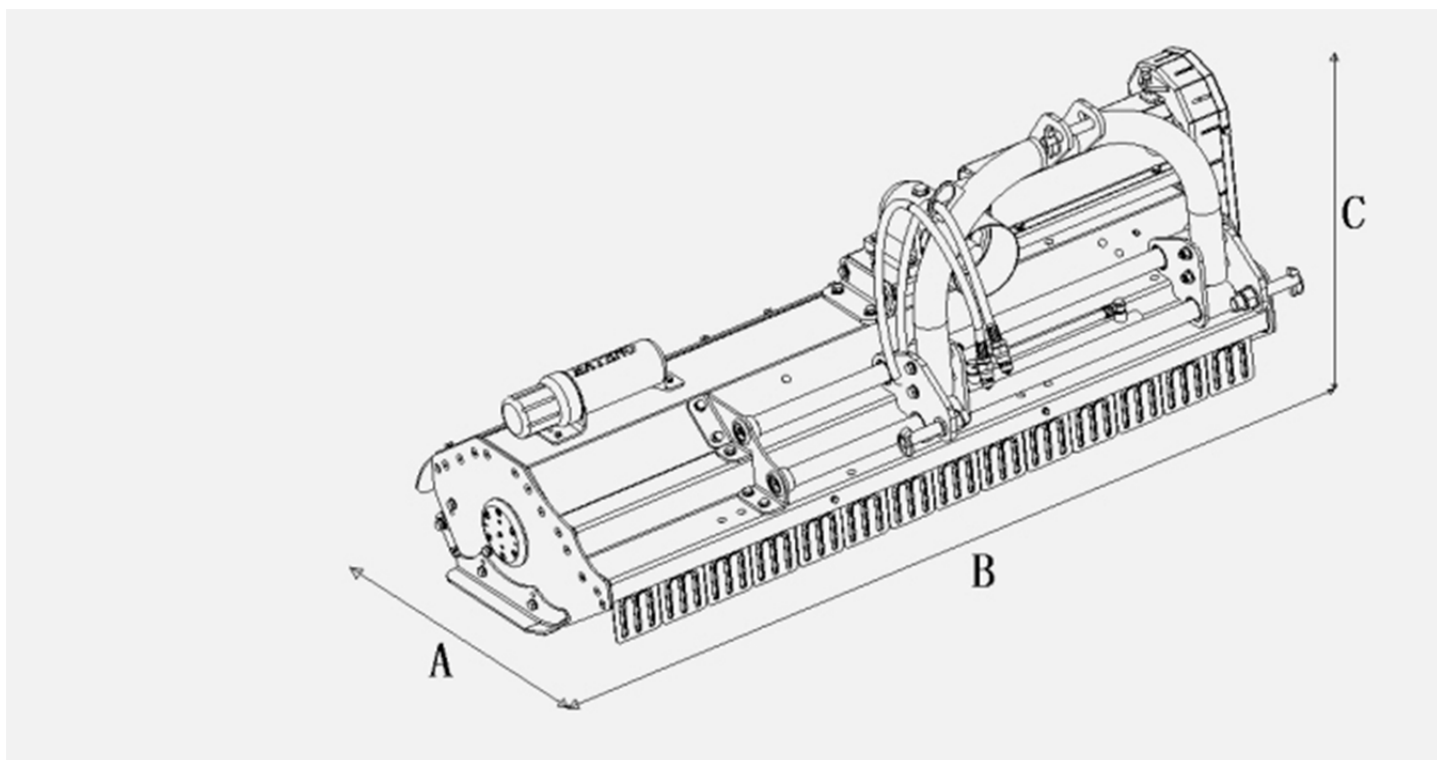


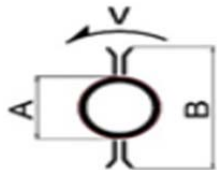




Compact rear mounted shredder, for tractors from 20 to 40 HP. It is suited to mulch grass, bushes up to Ø 2-3 cm on parks, green areas, sport courts etc.








**Standard equipment:** 3-points linkage, Cat. I ; skids, cutter grass height adjustable from 2cm-4cm-6cm, self-cleaning levelling roller, PTO drive shaft, forged and hardened Mateng hammer blades.

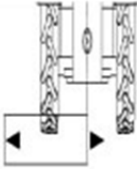
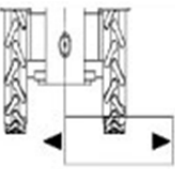














**Optional items :** hydraulic side shift with hoses and quick couplings; Y blades.



Model	A	B	C							
	cm	cm	cm	cm	RPM	A m m	B c m	V m/ s	RAM	HP
G.US105	65	11 8	76	100	2092	76X8	27	29.6	NO	30
G.US125		13 8		120					NO	
G.US125 H		13 8		120					YES	
G.US145		15 8		140					NO	

G.US145 H	15 8	140					YES
G.US165	17 8	160					NO
G.US165 H	17 8	160					YES

Model							
	N	N	PTO	CAT	N	KG	HP
G.US105	28	14	540	I	2	202	20-40
G.US125	36	18				211	
G.US125H	36	18				225	
G.US145	40	20				215	
G.US145H	40	20				238	
G.US165	48	24				230	
G.US165H	48	24				253	

Model						
	cm		cm			
G.US105	60		58	60		58
G.US125	60		78	60		78
G.US125H	76		62	55		83
G.US145	60		98	60		98
G.US145H	76		82	55		103
G.US165	60		118	60		118
G.US165H	76		102	55		123