

# *TECHNICAL DATA SHEET* **WALL HEATING PANEL**



## **Index**

Product breakdown.....	2
Certifications.....	2
Dimensions and characteristics.....	3
Colors.....	4

## WALL HEATING PANEL



Warmset's panel heaters are an elegant heating solution essentially composed of a metallic casing in which **Warmset's unique, patented technology** is installed. The small thickness of the heating element, together with its excellent adhesion to the conductive metallic shell, **guarantee excellent** heat spread and **energy efficiency** that can heat closed areas up to 8 m<sup>2</sup> with just one panel\*. The flat and linear contour make for an elegant **designer radiator** suitable to all environments, from the living room to the bathroom, from the dining room to the bedrooms.

With its **electric heating system** that transmits heat in a uniform manner over the entire surface, the Warmset panel ensures a comfortable feeling without creating layers in the air. As opposed to heat convection which heats and moves the air or thermal conduction which heats by contact, **thermal radiation** is like the heat from the sun: it heats things and people inside an environment, generating the best **sense of well-being** perceived by the human body. Without flows of air (and therefore of dust) and electromagnetic emissions, the **environment is healthy** and absolutely comfortable for the people who live in it.

*\* Note: 8 m<sup>2</sup> calculated on Class B/C energy efficiency for the casing*

**CERTIFICATIONS**



# DIMENSIONS AND CHARACTERISTICS

## WALL HEATING PANEL

### Customizable Print

Warmset's panel heaters are **completely customizable** with writing, logos or images. The personalization based on the customer's needs can be done with sticker, paint or sublimation techniques.

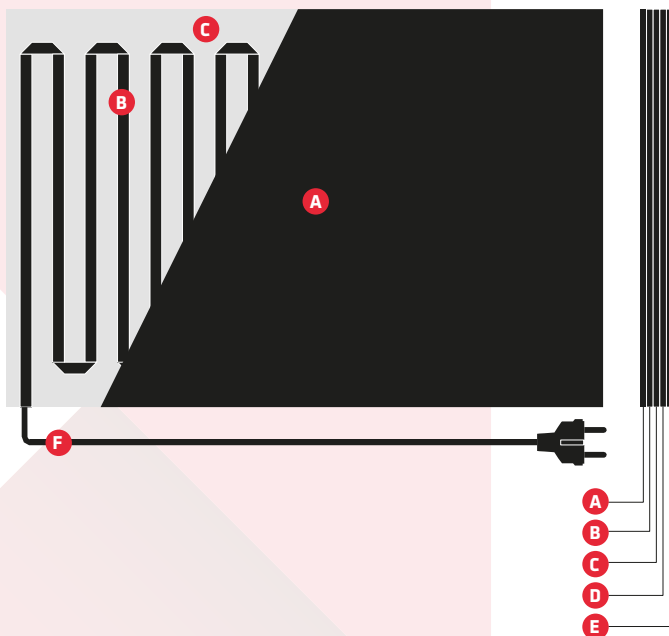
### Easy Assembly

Thanks to a simple mechanism of brackets and magnets, in just a few steps the system is fixed safely and rapidly.

### Dimensions and power

DIMENSIONS	900X600X30 MM
POWER	400W
AMPERE	1,8A - 230VAC
SURFACE TEMPERATURE	AMBIENT WITH 20 °C - 80-90°C

### Structure



- A** PANNELLO METALLICO RESINATO
- B** SISTEMA RISCALDANTE
- C** ADESIVO ALLUMINIZZATO
- D** ISOLANTE IN TNT
- E** FONDO PANNELLO
- F** CAVO DI ALIMENTAZIONE

# COLORS

## WALL HEATING PANEL


### Basic line



WHITE




SANDY



GREY



PEWTER



CORTEN



BLACK

### Spatolata Line



SILVER



GOLD



QUARTZ



COPPERY