

WARRANTY STATEMENT

PHOTOVOLTAIC MODULE



1. Limited Product Warranty - 12 Years Repair, Replacement or Refund Remedy

SpolarPV Technology Co., Ltd (hereafter as “SpolarPV”) warrants to the original buyer (the “Buyer”) that the modules shall be free from defects in materials and workman ship that have an effect on module functionality under normal application, installation, use and service conditions as specified in SpolarPV’s standard product documentation.

SpolarPV guarantees that the module will maintain the mechanical integrity and stability in accordance with approved operation methods described in our installation instructions; the glass of a module will maintain its integrity provided there are no indications of localized impacts or external forces; and that the cable and connector plug of a module will remain safe and operational provided modules are professionally installed. Any damages caused by abrasion, improper installation or animals are exempt from this warranty.

Claims under the warranty can only be accepted if the Buyer can provide proof that the malfunctioning or nonconformity of a module results exclusively from defects in materials and/or workmanship under normal application, installation, use and service conditions specified in SpolarPV’s standard product documentation. Any color change on module or any other changes on module appearance do not represent defects, insofar as the change in appearance does not stem from defects in material and/or workmanship, and does not cause degradation of functionality of the module. If the product fails to conform to this warranty, SpolarPV will, at its option, either repair or replace the product, or provide an appropriate residual market value of the product(s) as compensation.

2. Limited Peak Power Warranty - Limited Remedy

2.1 For poly crystalline and mono crystalline module products, SpolarPV guarantees the first year power degradation is no more than 3% from its nameplate power. From year 2 to year 25, the actual annual power decline will be no more than 0.57%. By the end of year 25, the actual power output will be no less than 80% of the labeled power output.

2.2 The actual power output of the module shall be determined for verification using Standard Testing Conditions only. The actual power output measurement is either carried out by a SpolarPV facility or by a SpolarPV recognized 3rd party testing institute. Testing equipment tolerances will be applied to all actual power output measurements.

2.3 In the event it is determined that there is a negative deviation of actual performance from the warranted values then SpolarPV, at its option, will compensate for such loss in power by either providing to the Buyer additional modules to make up the total wattage loss, or by repairing or replacing the modules or providing an appropriate residual market value of the product(s) as compensation.

WARRANTY STATEMENT

PHOTOVOLTAIC MODULE



3.Exclusions and Limitations

3.1 Warranty claims must in any event be filed within the applicable warranty period.

3.2 The limited warranties do not apply to any PV modules which, in SpolarPV absolute judgment, have been subjected to:

- Misuse, abuse, neglect or accident;
- Alternation, improper installation or application;
- Non-observance of SpolarPV's installation-users and maintenance instructions;
- Repair or modifications by someone other than a qualified service technician;
- Power failure surges, lighting, flood, fire, accidental breakage or other events outside SpolarPV's control;
- Any move and subsequent installation of the module.

3.3 The limited warranties do not cover any shipping costs for the return of the PV modules, or for reshipment of any repaired or replaced PV modules, or cost associated with installation, removal or reinstallation of the PV modules.

3.4 Warranty claims will not be honored if the type or serial number of the PV modules have been altered, removed or made illegible. All other statements made by SpolarPV (including without limitation to those made in the SpolarPV's promotional materials) in respect of the properties, performance characteristics and other aspects of the modules are for illustration only and are not legally binding on SpolarPV. To the fullest extent permitted by law, SpolarPV excludes all implied representations and warranties in respect of the modules, their properties and performance characteristics. To the fullest extent permitted by law, SpolarPV also excludes all liabilities to the Buyer and any user of the PV modules produced by SpolarPV for any loss of actual or anticipated profits, revenues, turnover, anticipated savings, business or goodwill.

4.Disputes


No action, regardless of form, arising out of or in any way connected with this limited warranty policy, may be brought by the Buyer more than one (1) year after the cause of action has accrued.

5.Various

The repair or replacement of the PV modules or the supply of additional PV modules does not cause the beginning of new warranty terms, nor shall the original terms of this limited warranty be extended. Any replaced PV modules shall become the property of SpolarPV. SpolarPV has the right to deliver another type (different in size, color, shape and /or power) in case SpolarPV discontinues producing the PV-module in question at the time of the claim.

290-320 Watt

MONO CRYSTALLINE MODULE



19.69%

Module efficiency



Product warranty

320 W

Highest power output



Linear power warranty

0 ~ +5W

Positive power tolerance

Linear Performance Warranty



ISO9001:2016 ISO14001:2016

OHSAS18001:2011 certified factory.

IEC61215 IEC61730 certified products.

Key Features



High Efficiency

Higher module conversion efficiency benefit from Passivated Emitter Rear Contact (PERC) technology.



PID Resistant

Excellent Anti-PID performance guarantee limited power degradation for mass production.



Low-light Performance

Advanced glass and cell surface texture design ensure excellent performance in low light environment.



Severe Weather Resilience

Certified to withstand: wind load (2400 Pascal) and snow load (5400 Pascal).



Durability against extreme environmental conditions

High salt mist and ammonia resistance.

Electrical Characteristics at Standard Test Conditions (STC)

Module Type	290	295	300	305	310	315	320
Maximum Power -P _{max} (W)	290	295	300	305	310	315	320
Maximum Power Voltage - V _{mp} (V)	32.2	32.4	32.95	33.23	33.52	33.8	34.08
Maximum Power Current - I _{mp} (A)	9.02	9.10	9.11	9.18	9.25	9.32	9.39
Open-circuit Voltage - Voc (V)	39.5	39.7	39.88	40.16	40.44	40.72	41.0
Short-circuit Current - I _{sc} (A)	9.55	9.61	9.60	9.68	9.76	9.84	9.91
Module Efficiency STC (%)	17.81%	18.14%	18.46%	18.77%	19.07%	19.38%	19.69%

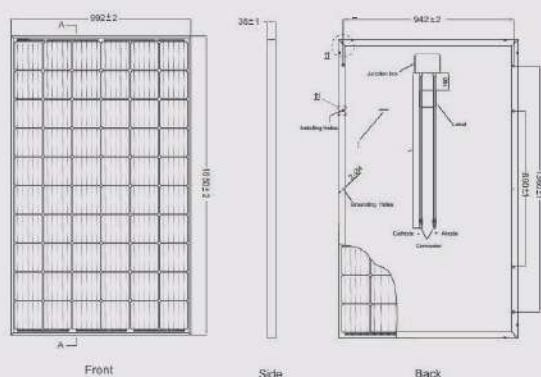
Electrical Characteristics at Normal Operating Cell Temperature (NOCT)

Module Type	290	295	300	305	310	315	320
Maximum Power -P _{max} (W)	216	220	222	226	230	234	239
Maximum Power Voltage - V _{mp} (V)	30.2	30.4	30.34	30.6	30.87	31.12	31.73
Maximum Power Current - I _{mp} (A)	7.15	7.24	7.33	7.39	7.45	7.50	7.52
Open-circuit Voltage - Voc (V)	36.6	36.8	37.62	37.88	38.15	38.41	38.84
Short-circuit Current - I _{sc} (A)	7.81	7.89	7.75	7.82	7.88	7.95	8.00
Power tolerance	0~+5W		Operating Temperature(°C)			-40°C~+85°C	
Temperature coefficients of P _{max}	-0.40%/°C		Maximum system voltage			1000/1500VDC	
Temperature coefficients of Voc	-0.31%/°C		Maximum series fuse rating			15A	
Temperature coefficients of I _{sc}	0.05%/°C		Nominal operating cell temperature			45±2°C	

Mechanical Characteristics

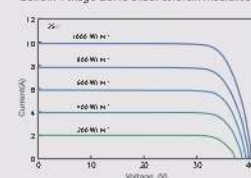
Cell Type	Mono-crystalline PERC 156.75×156.75mm (6 inch)
No.of cells	60 (6×10)
Dimensions	1650×992×35mm
Weight	17.50 kg
Front Glass	3.2mm,High Transmission,Low Iron,Tempered Glass
Frame	Anodized Aluminium Alloy
Junction Box	IP67 Rated
Output Cables	1×4.0mm ² , Length:900mm or Customized Length
Packaging Configuration	30pcs/pallet, 60-64pcs/stack, 840-896pcs/40'HQ Container (Two pallets=One stack)

Dimensions




IV-Curves

Current-Voltage Curve under different irradiance



Current-Voltage Curve under different working temperatures



*The company reserves the final right for explanation on any of the information presented hereby.

Warranty Receipt

Dear Customer,


Hereto, Omnik New Energy Co., Ltd shall announce for the below type all NS series of Omnik Solar Inverter, the duration of standard factory warranty are 10 years

Omniksol-1k-TL2-M
Omniksol-1.5k-TL2-M
Omniksol-2k-TL3-S-NS
Omniksol-2.5k-TL3-S-NS
Omniksol-3k-TL3-S-NS
Omniksol-3k-TL3-NS
Omniksol-3.68k-TL3-NS
Omniksol-4k-TL3-NS
Omniksol-5k-TL3-NS
Omniksol-6k-TL3-NS
Omniksol-4k-TL2-TH
Omniksol-5k-TL2-TH
Omniksol-6k-TL2-TH
Omniksol-5k-TH-TL3-NS
Omniksol-6k-TH-TL3-NS
Omniksol-10k-TL3-NS
Omniksol-13k-TL3-NS


Kind regards,

Omnik Service T

Omnik New Energy Co., Ltd.



Single Phase Inverter



Product Features

【Compact and Robust】

- Aluminum alloy die casting enclosure, permanently anti-rust
- IP 65, ensuring waterproof and dustproof during the 25-year service life
- Integrated streamlined case design with elegant appearance
- Light weight, less than 9kg for 3kW inverter; dual-in-line wiring method, simplified one-person installation
- Industrial-grade high quality components, obtaining a 25-year design life

【High Conversion Efficiency, High Overload Capacity, More Power Generation Benefit】

- High conversion efficiency up to 97.8%
- Internal double boards design, without wiring terminal connection, low failure rate, ensuring long-term continuous power generation of the inverter
- Self-adaptive to the weak grid conservative mechanism, ride-through in harsh environment
- 10% output overload capacity, increasing power generation benefits by more than 20%
- 600 V withstand voltage, 90~550V wide MPPT range, supporting input over 30%

【Easy Operation, Intelligent Monitoring, Running Cost Reduction】

- Remote wireless transmission and cloud storage of power generation and operational data
- One-click APP configuration, real-time query via smart phone, convenient and efficient
- Support meter communication interface, more accurate power generation data, ensuring the profits
- Remote software upgrade, parameter setting and troubleshooting query, greatly reducing the cost of operation and maintenance
- Provided with the functions of grid remote power control, dry contact control, sound and light alarm

Technical Data

Type	2k	2.5k	3k
Input(DC)			
Max. PV Module Power [W]	2600	3250	3900
Max. input voltage [V]	600	600	600
Start up DC Voltage [V]	120	120	120
MPPT Voltage Range at Nominal Power [V]	90 - 550	90 - 550	90 - 550
Nominal DC Voltage [V]	360	360	360
MPPT voltage range at full load [V]	200 - 480	250 - 480	300 - 480
Max. input current [A]	11	11	11
Max. short circuit current [A]	12	12	12
Number of MPP trackers	1	1	1
Output(AC)			
Rated output power [W]	2000	2500	3000
Max. AC Apparent Power [VA]	2000	2500	3000
Max. output current [A]	8.7	10.9	13
Nominal Grid Voltage [V]	Single phase 230		
Grid Voltage Range [V]	180 – 280		
Norminal Grid Frequency [Hz]	50 / 60		
Norminal Grid Frequency range [Hz]	45 - 55 / 55 - 65		
Total Harmonic Distortion (THD)	< 3% (rated output power)		
DC component	< 0.5% × rated output current		
Power factor	> 0.99 (rated output power)		
Adjustable range of power factor	0.8 leading ~ 0.8 lagging		
Efficiency			
Max. conversion efficiency	97.8%		
Euro Efficiency	97.3%		
Protection Functions			
Islanding protection	Available		
Output short-circuit protection	Available		
Leakage current protection	Available		
DC reverse polarity protection	Available		
Array ground insulation resistance monitoring	Available		
DC switch	Available		
Others			
Dimensions (W×D×H) [mm]	308× 116.5× 353		
Weight [Kg]	< 9		
Operating temperature	-25℃+ 60℃(> 45℃downgrading)		
Relative humidity	0% ~ 100%		
Max. Altitude (above sea level)	4000 m (> 2000 m downgrading)		
Environmental Protection Rating	IP65		
Cooling Concept	Natural convection		
Display	LED indicators		
Night time Power Consumption [W]	< 0.5 W		
Data Communication Interfaces	RS485*2,Wi-Fi,Ethernet		
Noise Level [dB]	<40dB		
Mounting Information	Wall-mounted		
DC Connection Type	MC4		
AC Connection Type	Plug and play		
Grid Standards	IEC/EN62109-1,IEC62109-2, AS/NZS 4777.2:2015, VDE 0126-1-1, VDE-AR-N-4105, VDE V 0124-100 (GE), ENEL 2010 Ed.2.1, CEI 0-21 (ITA), G83, G59 (UK), EN50438 (NLD)		

*The AC voltage and frequency range may vary depending on specific country grid