

Outdoor floodlights

DUEDIECI

arluce-us.com  duedieci



DESCRIPTION

Luminaire

- Die-cast aluminium body and trim (EN 47100).
- Double layer polyester powder paint resistant to corrosion and salt spray fog.
- Silicone rubber gaskets.
- AISI 316 stainless steel external screws.
- Wiring on removable galvanized steel tray.
- Reflector made of engineering plastic metalized in high-vacuum.
- Screen made of 5/16" thermal-shock resistant tempered glass.
- Double goniometer scale to aim light.

Electrical

- Nominal LED efficacy up to 141lm/W (4000K - 500mA - CRI>80 - Tj=100°C).
- LED life time: >50000h with L80.
- High colour consistency: <3 SDCM.
- LED driver protected against voltage spikes.
- Integral LED driver. Available with 0-10V dimming option.

Installation

- Waterproof grommet for single cable entry.
- Die-cast aluminium base plate (EN 47100).

TECHNICAL INFORMATION

Luminaire power:	21W
Source lumen:	Up to 2500lm
LED:	3000K - 4000K, CRI>80



DUEDIECI

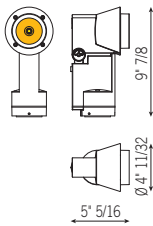
Driver included

16 21

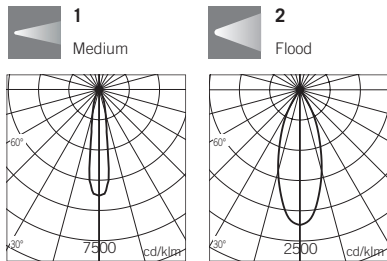
Family	Model	Size	Driver	Optics	CCT	Fixture color	Wiring
W- Floodlight	DD Duedieci	1	1 Integral driver	1 Medium <25°	3 3000K	US- 16 Grey	S 120-277V 60Hz / 0-10V
				2 Flood <40°	4 4000K	US- 21 Aluminium	



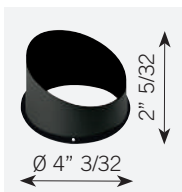
Weight: 4.01 lb



Optics



Accessories



Code	lb
1099198X+12	0.04

Sloped visor



Code	lb
1099346X+12	0.04

Louvre

